



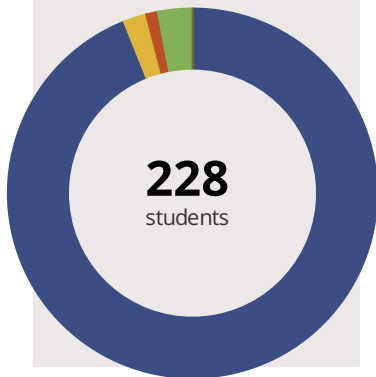
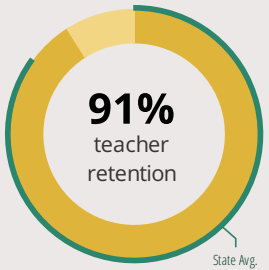
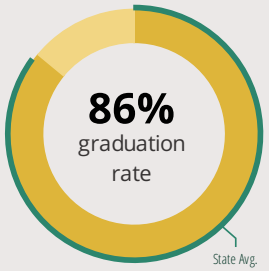
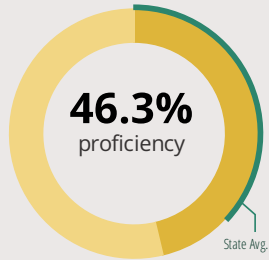
Blue Ridge High School

411 N John St Farmer City, IL 61842 (309) 928-2622

Grades: 9 - 12
District: Blue Ridge CUSD 18

Principal: Mr. John Lawrence
Superintendent: Mrs. Susan Wilson

FAST FACTS



Academic Success

High school students take the SAT in Math and English Language Arts. The display shows SAT results in four performance levels.

School	Fewer than 10 students
District	Fewer than 10 students
State	Fewer than 10 students

■ Partially Meets
 ■ Approaching
 ■ Meets
 ■ Exceeds

Success by Student Group

This display shows SAT performance levels for each student group. No data is shown for groups with fewer than 10 students.

White	Fewer than 10 students
Black	Fewer than 10 students
Hispanic	Fewer than 10 students
Low Income	Fewer than 10 students
English Learners	Fewer than 10 students
With Disabilities	Fewer than 10 students

■ Partially Meets
 ■ Approaching
 ■ Meets
 ■ Exceeds

Student Characteristics

■ White	93%	■ Low Income	48%
■ Black	2%	■ English Learners	0%
■ Hispanic	1%	■ With Disabilities	12%
■ Asian	0%	■ Homeless	1%
■ American Indian	0%		
■ Two or More Races	3%		
■ Pacific Islander	0%		

School Environment



The **5Essentials Survey** allows students in grades 6-12 and all teachers to share their perspectives on essential conditions for learning. The anonymous survey consists of 5 components.

- Most implementation
- More implementation
- Average implementation
- Less implementation
- Least implementation
- Not Applicable/Low Response

Response Rates

Students	-
Teachers	-

Effective Leaders

Do principals and teachers implement a shared vision for success?

Collaborative Teachers

Do teachers collaborate to promote professional growth?

Ambitious Instruction

Are the classes challenging and engaging?

Supportive Environment

Is the school safe, demanding, and supportive?

Involved Families

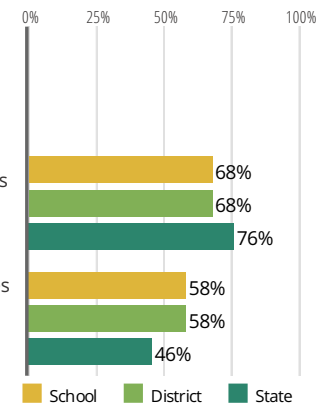
Does the entire staff build strong external relationships?

College Readiness

Ready for College Coursework
Students who meet or exceed ACT college readiness benchmarks

Postsecondary Enrollment
Students who enroll at colleges and universities

Postsecondary Remediation (*lower is better*)
Students enrolled in Illinois community colleges who require remedial coursework





Blue Ridge High School

School Highlights

Academic Courses

Blue Ridge High School offers a High School Curriculum that prepares students for their future. Upon graduation students should be confident to enter the workforce, go on to college, enroll in a trade school, or join the arm services. Twenty-six Credits are required for Graduation and students are offered some Advanced Placement Courses, Vocation

Physical Education, Heath and Wellness

Students may take Physical Education all 4 years at Blue Ridge. Freshman usually take one semester of Driver's Education and one semester of Health. Athletic Physical Education is also offered to all students participating in Extra-Curricular Athletic Programs.

Other Programs and Activities

In addition to the High School Curriculum, students can participate in other organizations. There is a National Honor Society, Key Club, Student Government, and other groups that can enhance the academic and social/volunteer lives of Blue Ridge Students.

School Awards

Blue Ridge recognizes the success of its students in a variety of ways. Students receive academic scholarships from local and national organizations. Last year students received over \$500,000 in scholarships during our annual Honors Night. Students are also recognized for their success in athletics, drama, music, and scholastic bowl competitions

Career Development Courses and Programs

There are opportunities for Parents, Teachers, and Students to work together to develop a career path for Blue Ridge Students. With Career Exploration Units being taught as a part of the curriculum, along with "Career Cruiser", and other Vocational opportunities offered at the Bloomington Area Career Center, students have opportunities to explore

Athletics

Blue Ridge offers Varsity Sports for every season. In the Fall: Football, Boys and Girls Golf, Co-Ed Soccer, Volleyball, and Cheer Leading are offered, in the Winter: Boys and Girls Basketball, along with Cheer Leading, and in the Spring: Boys and Girls Track, Softball, and Baseball.

School Personnel Resources

Paraprofessional, School Guidance Counselor, Special Education Teacher

Facilities

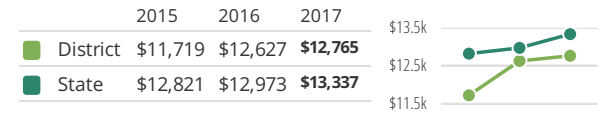
Most of this data has been collected by ISBE from school districts through data systems. Some information, such as the School Highlights, is entered directly by principals and can be updated throughout the year.

District Finance

Instructional Spending per Pupil includes only the activities directly dealing with the teaching of students or the interaction between teachers and students.



Operational Spending per Pupil includes all costs for overall operations in this school's district, including Instructional Spending, but excluding summer school, adult education, capital expenditures, and long-term debt payments.



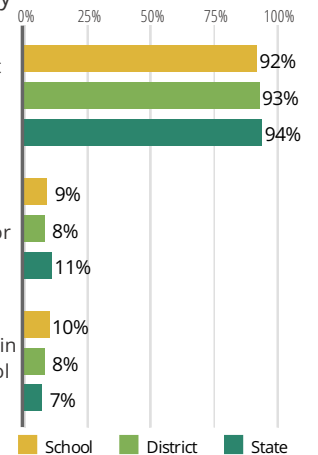
Educator Measures

This school has had **1 principal(s)** over the past 6 years. In the last three years, an average of **91% of teachers** return to this school each year.

Student Attendance and Mobility

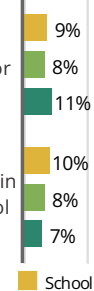
Attendance Rate

Rate at which students are present at school, not including excused or unexcused absences



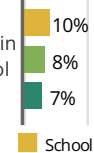
Chronic Truancy Rate

Percentage of students who have been absent without valid reasons for 5% or more of regular school days



Student Mobility

Percentage of students who transfer in or out of the school during the school year, not including graduates



FOR MORE INFORMATION

Visit IllinoisReportCard.com to see additional details about each item of information for this school. There you will find charts spanning multiple years, detailed explanations, resources, more of the school's programs and activities, and powerful tools that let you dig deeper into data.