



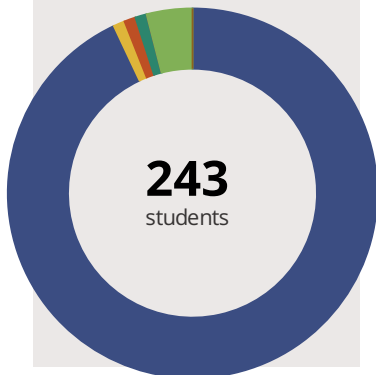
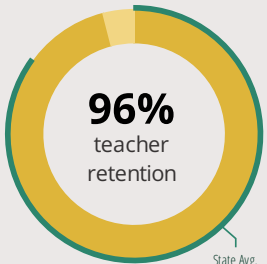
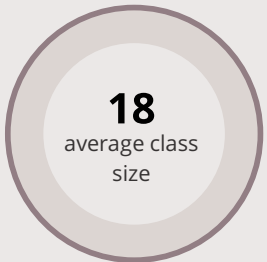
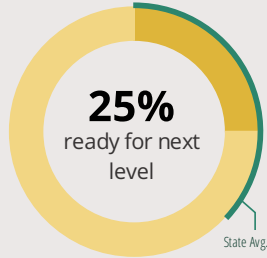
Ruth M Schneider Elem School

309 N John St Farmer City, IL 61842 (309) 928-2611

Grades: P - 3
District: Blue Ridge CUSD 18

Principal: Mr. Ryan Peyton
Superintendent: Mrs. Susan Wilson

FAST FACTS



Academic Success

Elementary All Illinois students in grades 3-8 take the PARCC assessment each year. High school students take the SAT in Math and English Language Arts.

School	Fewer than 10 students
District	Fewer than 10 students
State	Fewer than 10 students

■ Did Not Meet
 ■ Partially Met
 ■ Approached
 ■ Met
 ■ Exceeded

Success by Student Group

This display shows PARCC performance levels for each student group. No data is shown for groups with fewer than 10 students.

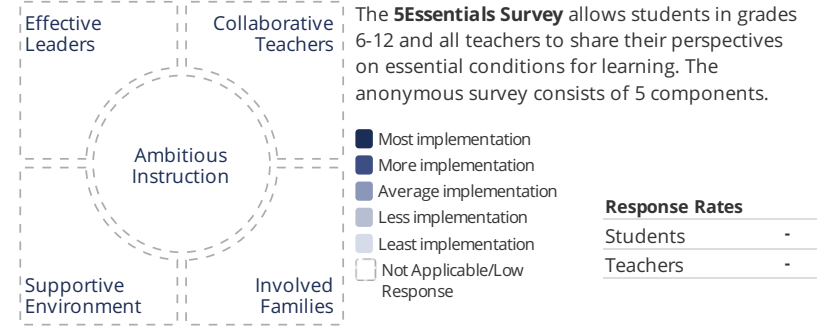
White	Fewer than 10 students
Black	Fewer than 10 students
Hispanic	Fewer than 10 students
Low Income	Fewer than 10 students
English Learners	Fewer than 10 students
With Disabilities	Fewer than 10 students

■ Did Not Meet
 ■ Partially Met
 ■ Approached
 ■ Met
 ■ Exceeded

Student Characteristics

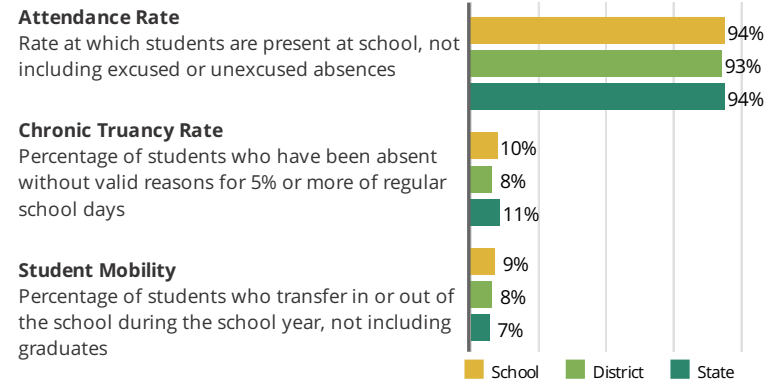
■ White	93%	■ Low Income	46%
■ Black	1%	■ English Learners	0%
■ Hispanic	1%	■ With Disabilities	14%
■ Asian	1%	■ Homeless	6%
■ American Indian	0%		
■ Two or More Races	4%		
■ Pacific Islander	0%		

School Environment



- Effective Leaders**
Do principals and teachers implement a shared vision for success?
- Collaborative Teachers**
Do teachers collaborate to promote professional growth?
- Ambitious Instruction**
Are the classes challenging and engaging?
- Supportive Environment**
Is the school safe, demanding, and supportive?
- Involved Families**
Does the entire staff build strong external relationships?

Student Attendance and Mobility





Ruth M Schneider Elem School

School Highlights

Academic Courses

The curriculum is the core of the educational program. One criterion to determine the effectiveness of offerings is the degree to which there is student growth. Our curriculum is made up of the following subject areas: Reading, Language Arts, Mathematics, Science, Social Studies, Art, Music, PE, Library Skills, Computer Instruction and Guidance.

Physical Education, Heath and Wellness

Our program includes experiences that develop skills related to: fundamental movements, rhythms, games, object handling, seasonal sports, and tumbling. Vigorous activities are conducted daily and outdoors when appropriate and possible. K-3 students have Physical Education classes daily for 25 minutes per day.

Other Programs and Activities

We offer a variety of unique opportunities and programs for our students including the Pre School For All program. Students are eligible on their 3rd birthday and must not turn 5 before September 1st of the current school year. The Creative Curriculum is utilized and we offer monthly Family Education Nights. There is not charge to attend Pre K.

School Awards

Schneider's PreK was awarded the Gold Circle of Quality in ExceleRate Illinois in 2018. Schneider was awarded the Academic Improvement Award in 2006. The US Department of Education named Schneider as a Blue Ribbon School in 2004.

Career Development Courses and Programs

Athletics

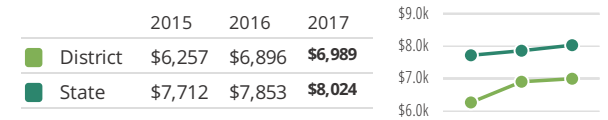
School Personnel Resources

Paraprofessional, Pre-Kindergarten Teacher, School Guidance Counselor, School Nurse, Special Education Teacher, Speech Language Pathology Teacher

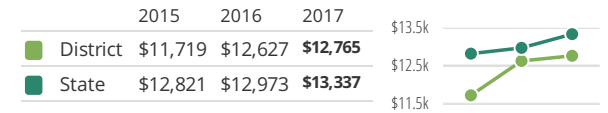
Facilities

District Finance

Instructional Spending per Pupil includes only the activities directly dealing with the teaching of students or the interaction between teachers and students.



Operational Spending per Pupil includes all costs for overall operations in this school's district, including Instructional Spending, but excluding summer school, adult education, capital expenditures, and long-term debt payments.



Educator Measures

This school has had **2 principal(s)** over the past 6 years. In the last three years, an average of **96% of teachers** return to this school each year.

FOR MORE INFORMATION

Visit IllinoisReportCard.com to see additional details about each item of information for this school. There you will find charts spanning multiple years, detailed explanations, resources, more of the school's programs and activities, and powerful tools that let you dig deeper into data.

Most of this data has been collected by ISBE from school districts through data systems. Some information, such as the School Highlights, is entered directly by principals and can be updated throughout the year.