BLUE RIDGE CUSD 18

District Snapshot

District State

3

Schools

88%

Graduation Rate

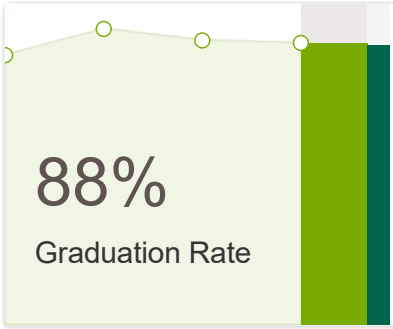

8%

Student Mobility

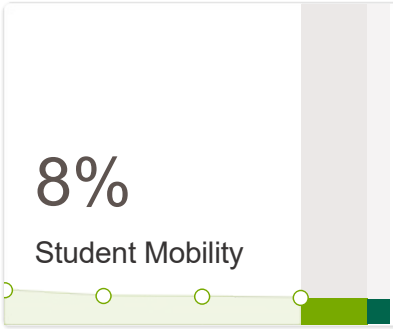

Summative Designation

- Exemplary Schools
- 2 Commendable Schools
- 1 Targeted Schools
- Comprehensive Schools

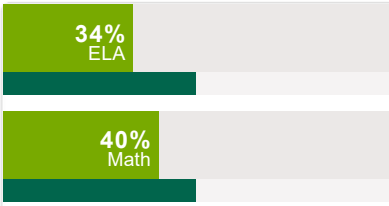

Growth IAR

FY22 School Finances

$16k District Avg Spending Per Student

Total District Expenditures: $11,936,586

FY22 Evidence-Based Funding

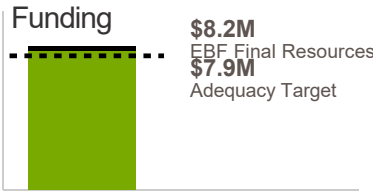

This district is at 105% of adequacy

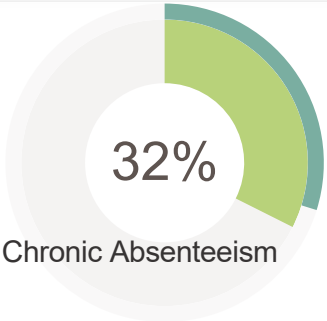

Chronic Absenteeism

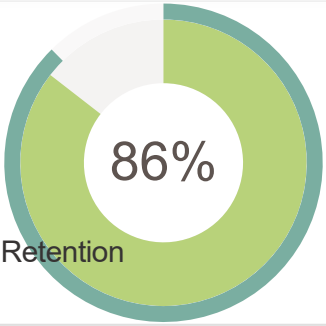

Retention