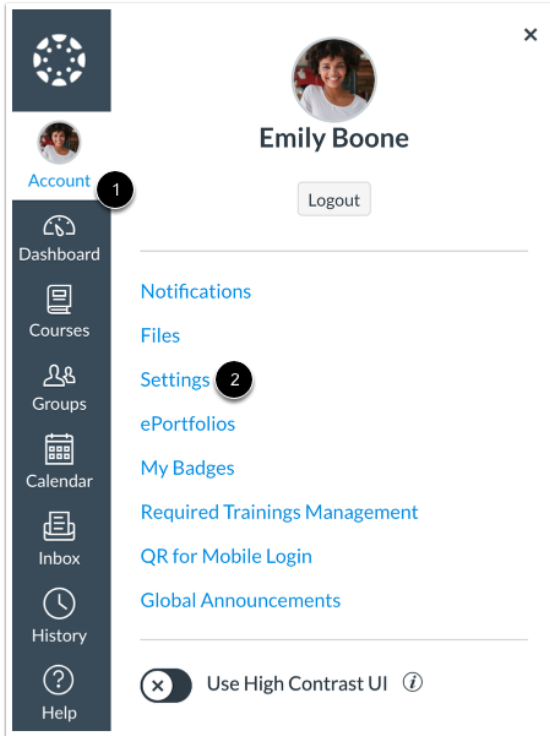


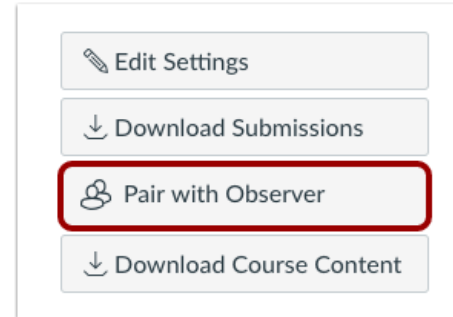
# Under your student's account

## Open User Settings



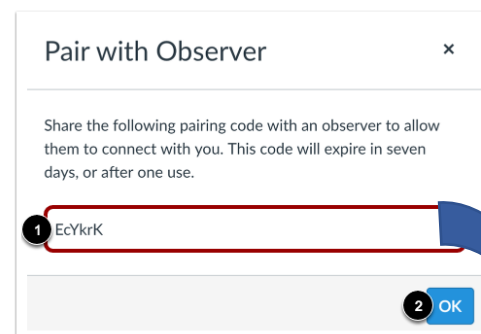
In Global Navigation, click the **Account** link [1], then click the **Settings** link [2].

## Pair with Observer

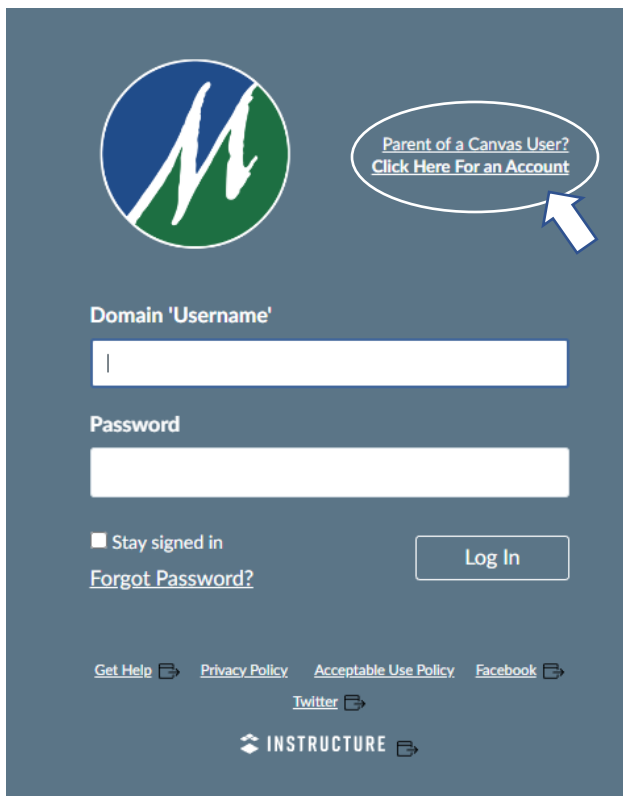


Click the **Pair with Observer** button.

## Copy Pairing Code



# Under your Parent Account



## Enter Signup Details

Parent Signup

Your Name

1

Your Email

2

Password

3

Re-enter Password

4

Student Pairing Code

5

What is a pairing code?

6

☐ You agree to the [terms of use](#) and acknowledge the [privacy policy](#).

7

☐ I'm not a robot

reCAPTCHA  
Privacy - Terms

Cancel 8 Start Participating

Enter the following information: