

# Recipes for Success

Practical Activities to Help Your Child Succeed

OCTOBER 2018

## READING Create a new ending



How will the story end? Your child gets to decide with this activity aimed at boosting her reading comprehension.

**Ingredients:** book, paper, pencil, markers or crayons

Read a story aloud that your youngster hasn't heard before, or let her read it to you. Stop reading before you reach the ending.

Encourage her to tell you how she thinks the story will end. She might enjoy drawing or writing her version, too. Ask how she came up with that ending.

Now read the rest of the real story together. How is her ending similar to or different from what happened? Which one does she like better?



## SEQUENCING School day timeline

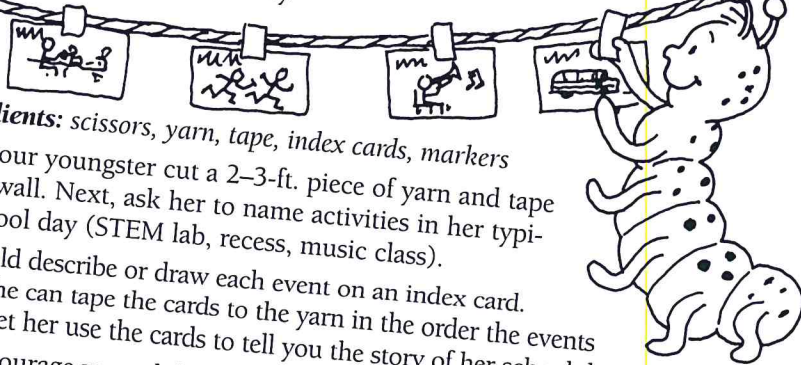
Your child can work on sequencing skills by creating a timeline of a typical school day.

**Ingredients:** scissors, yarn, tape, index cards, markers

Help your youngster cut a 2-3-ft. piece of yarn and tape it to a wall. Next, ask her to name activities in her typical school day (STEM lab, recess, music class).

She could describe or draw each event on an index card. Then, she can tape the cards to the yarn in the order the events occur. Let her use the cards to tell you the story of her school day.

**Tip:** Encourage your child to use transition words that indicate sequence, such as *first*, *then*, *next*, and *finally*, as she describes her day.



## FINANCIAL LITERACY My food truck business

Let your youngster develop a budget to start a pretend food truck. He'll practice math and money management along the way.

**Ingredients:** paper, pencil, books or internet, calculator


First, your child should decide what he will sell (say, homemade chocolate chip cookies) and list expenses (truck payments, cookie ingredients, gas). Together, research the typical costs for each expense at the library or online. Now he needs to price his cookies. How many would he have to sell each month to make a profit?

**Idea:** Talk about ways to balance his budget. He might buy used equipment to lower costs or charge higher prices to raise revenue.



## Refrigerator Poster

Just hang your *Recipes* poster on the refrigerator and sneak in an activity when you have a few minutes. These fun activities will help develop school success and positive behavior. Check off each box as you complete the "recipe."




## SAFETY

Teach your youngster to stop at curbs with a simple game. Draw a line with chalk a few inches from the edge of the sidewalk. Have him practice walking to the line while saying "Brake!" and looking both ways for cars.



## THINKING

Select an object, perhaps a plastic cup, and set a timer for 3 minutes. Each person writes down creative ways to use the item (say, a hat for a stuffed animal or a flower vase). When time's up, read your lists aloud. Whoever has the most one-of-a-kind ideas wins!



# Recipes for Success

Practical Activities to Help Your Child Succeed

OCTOBER 2018

## Character Corner

### MATH

#### Skip count and calculate


Here's a fun way for your youngster to combine counting by 2s, 3s, 4s, or 5s with using a calculator and writing his numbers.

**Ingredients:** pencil, paper, calculator

Have your child write the number 2 on his paper. Now he can plug a 2 into the calculator. Tell him to press the +, 2, and = keys repeatedly, writing down the number he gets each time. He could read the numbers to you (2, 4, 6) and then continue the sequence (8, 10, 12) — he's counting by 2s.

Choose another number to skip count by, say 4. Write down 4, 8, 12, —, 20 and have your youngster figure out which number is missing by pressing the +, 4, and = keys.

Suggest that he skip count by other numbers, too. It's a great way to get ready for multiplication!



### WRITING

Have your child try to use *personification*, or treating things as if they were people, in her writing. Name an object, and see if she can write a sentence using personification.

**Examples:** "The fire danced in the fireplace."  
"The wind sang through the trees."



### LISTENING

Your youngster will have to listen carefully with this idea. Together, make a list of words often heard on the radio (*traffic, weather, news*). Then, turn on the radio, and let him make a tally mark by each word every time he hears it. Which one does he hear most often in 5 or 10 minutes?



### WORD PROBLEMS

Let your child write math stories based on everyday activities. After brushing her teeth, she could write, "I brushed the top for 30 seconds and the bottom for 30 seconds. How long did I brush my teeth for?" Have her translate the story into an equation to solve ( $30 + 30 = 60$ ).



### HOSPITALITY

Encourage your youngster to make other children feel welcome in your home. Have her give first-time guests a tour so they know where to play or where the bathroom is. Then, she can let her guests choose a game or toy to play with together.



### INDEPENDENCE

Ask your child to create his own after-school snack bins. He can put granola bars and bananas in a basket on the counter and store string cheese and grapes in a container in the refrigerator. He's in charge of telling you when his supplies are running low.




### SPORTSMANSHIP

Does your youngster play a team sport? Have her brainstorm positive comments, such as "Way to hustle!" or "Nice shot!" to boost team morale. At her next game, remind her to use her ideas to cheer on her teammates.



### SCIENCE

A bottle of bubble solution can encourage your youngster to experiment. Let him search the house for items to use as bubble wands. **Examples:** straw, funnel, flyswatter. How does the wand affect the shape and size of the bubbles?



## Congratulations!

We finished \_\_\_\_\_ activities together on this poster.

Signed (parent or adult family member)

Signed (child)