

# Board of Education Education Meeting

Monday, October 1, 2018



Collaborators  
perspective  
Contribution  
Courageous  
Motivate  
Invest  
Candor  
Brick  
perspectives  
Support  
Joy  
Trust  
Coffee  
Women  
Culture  
help  
Time  
bricks  
Productivity  
Cooperation  
Diverse  
Bonds  
Faith  
time  
Mortar  
Grow  
Conversation  
Momentum  
Everyone  
Creativity  
Everybody  
Diversity  
Equal  
Loyalty  
Capital  
Ask  
capital  
Connections  
Perspective  
thinking  
Resources  
Resourcefulness

BOE Goal 2:  
Raise  
District-wide  
Accountability

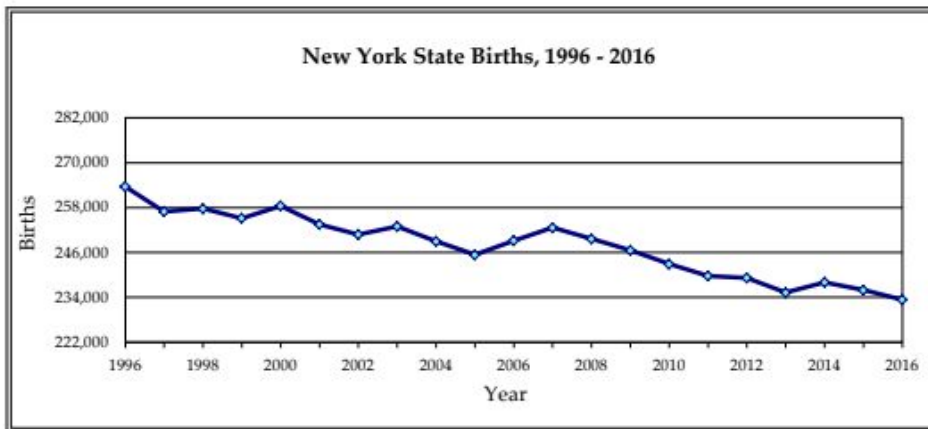


Figure 1 - New York State Births, 1996 - 2016  
Note: 2016 data are provisional

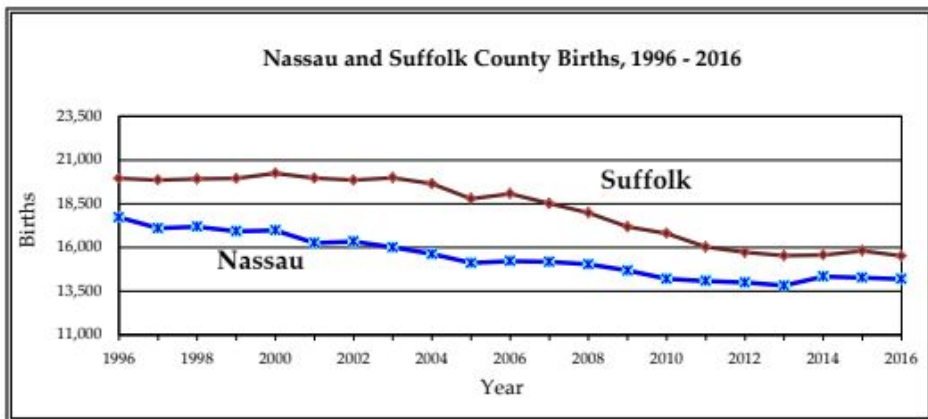


Figure 2 - Nassau & Suffolk County Births, 1996 - 2016  
Note: 2016 data are provisional

Figure 2 shows that births in Nassau County decreased by approximately 15 percent between 1996 and 2005, followed by stability between 2005 and 2007. However, since 2007, births have further decreased by 6.5 percent, with 14,197 births (estimated based on provisional number) recorded in 2016. Births in Suffolk County remained stable between 1996 and 2003, but then decreased significantly (22.4 percent) between 2003 and 2016, with 15,514 births (estimated based on provisional number) recorded in 2016.

Births within the Sag Harbor Union Free School District peaked in 2003, with 74 births recorded that year. Since then, the number of births has fluctuated within 46 - 69; most recently, births have ranged within 46 - 54 between 2012 and 2016.

**Table 1 - Births in the Sag Harbor UFSD 2002 - 2016**

Year	Towns of East Hampton & Southampton	Sag Harbor UFSD
2002	964	69
2003	981	74
2004	1,001	67
2005	1,011	52
2006	1,020	54
2007	978	69
2008	996	57
2009	948	47
2010	905	48
2011	842	61
2012	831	50
2013	817	53
2014	862	54
2015	860	46
2016	809	46

Source: NYS Dept. of Health  
 \*2016 birth data are preliminary

As shown in Table 3, housing turnover in the Sag Harbor Union Free School District dropped to an historical low (2006 - 2016) in 2009 when 77 sales were recorded. Since then sales have increased, with 236 units sold in 2016 (2017 data is not yet available). However, the percentage of vacant homes within the district has grown in recent years, indicating an increase in the number of units being purchased as vacation homes. In 2015, 48.6 percent of the total housing was occupied and 51.4 percent was vacant. The median sale price has also increased to an historical high of \$1,249,500 in 2016.

**Table 3 - Home Sales in the Sag Harbor UFSD 2006 - 2016**

<b>Year</b>	<b>Number Sold</b>	<b>Median Price</b>
2006	158	\$929,500
2007	204	\$957,500
2008	110	\$997,000
2009	77	\$999,000
2010	129	\$900,000
2011	133	\$830,000
2012	174	\$882,500
2013	198	\$967,500
2014	222	\$1,186,250
2015	207	\$1,055,000
2016	236	\$1,249,500

Source: NYS Office of Real Property Services

## G. DISTRICT ENROLLMENT

The Sag Harbor Union Free School District educates students in pre-kindergarten and within grades K - 12 in two district schools. The pre-kindergarten program and the elementary grades (K - 5) are housed at Sag Harbor Elementary School and students in grades 6 - 12 are housed at Pierson Middle/High School.

Table 6 presents the current and projected district enrollment through 2027. It is shown that the elementary (K - 5) grade configuration is expected to be at its projection period peak enrollment in 2018, while the middle (6 - 8) and high school (9 - 12) grades are expected reach their peak enrollments in 2019 and 2022, respectively. The overall district (K - 12) is expected to enroll the greatest number of students in 2018, with 955 students; this represents a gain of three students, when compared to the current enrollment.

**Table 6 - Projected Sag Harbor UFSD Enrollment**

Year	Sag Harbor ES K - 5	Pierson MS 6 - 8	Pierson HS 9 - 12	Total K - 12
<b>Actual</b> 2017	410	247	295	952
<b>Projected</b> 2018	393*	255	307	955*
2019	372	271*	300	943
2020	372	244	307	923
2021	363	229	318	910
2022	351	217	327*	895
2023	361	206	318	885
2024	356	201	300	857
2025	351	192	292	835
2026	348	204	255	807
2027	347	198	259	804

\* = denotes peak enrollment during 2018 - 2027

District enrollment [Appendix A-2, A-5] consisted of 869 students in grades K - 12 in 2007. Gains in each of the next six years resulted in the historical peak enrollment of 1,028 students in 2013. Subsequently, losses in three of the last four years led to the current enrollment of 952 students in 2017. This represents an overall gain of 83 students, or 9.6 percent, during the historical period. However, a loss of 76 students is noted since the peak enrollment in 2013.

Losses are forecasted in nine of the next ten years leading to the 2027 enrollment of 804 students. This represents a decrease of 148 students or 15.5 percent, when compared to the current enrollment.

*The projected enrollment can be attributed to several factors:*

- ☛ **First**, the kindergarten enrolled 54 - 88 students per year between 2007 and 2016. This year, in 2017, the kindergarten enrollment dropped to the lowest level of the historical period with 46 students enrolled. Kindergarten enrollment is expected to range between 54 - 59 students per year between 2018 and 2026 [Appendix A-4].
- ☛ **Second**, the incoming kindergarten class was smaller than the graduating twelfth grade class of the previous year in eight of the last ten years. This trend is expected to continue during the projection period, with losses of between 4 - 32 students per year, in each of the next ten years [Appendix A-7].
- ☛ **Third**, on average, migration ratios continue to show year-to-year fluctuations. This year gains were noted in transition to grades 2, 3, 4, 6, 7 and 12, while losses were recorded to grades 1, 5, 8, 9, 10 and 11 [Appendix A-2].
- ☛ **Fourth**, the average grade level size increased in grades 2 - 8 and 12 during 2012 - 2017 as compared to 2007 - 2012. Grade level size decreases are anticipated in grades K - 6 and 12 during 2017 - 2022. Grade level size decreases are anticipated in grades 1 - 11 during 2022 - 2027 [Appendix A-7].

=====

SAG HARBOR UNION FREE SCHOOL DISTRICT  
 ACCURACY OF WESTERN SUFFOLK BOCES 2016-17 PROJECTIONS FOR 2017-18

=====

Grade	Actual 2017-18	Projected	Difference
KINDERGARTEN	46	62	16
FIRST	67	71	4
SECOND	66	61	-5
THIRD	60	58	-2
FOURTH	86	78	-8
FIFTH	83	88	5
SIXTH	93	89	-4
SEVENTH	75	68	-7
EIGHTH	79	77	-2
NINTH	76	77	1
TENTH	81	79	-2
ELEVENTH	73	75	2
TWELFTH	63	59	-4
UNGRADED	4	3	-1
<b>K - 12</b>	<b>952</b>	<b>945</b>	<b>-7</b>
K - 5	410	419	9
6 - 8	247	234	-13
9 - 12	295	292	-3

=====



### Three Year History

### SAG HARBOR SCHOOLS CURRENT ENROLLMENT PRE-K THROUGH 12

GRADE	BEDS Day Official Enrollment Data for 2016-2017	Official BEDS Day October 4, 2017	Unofficial Enrollment Data from September 28, 2018
Ungraded	3	4	1
K	70	46	51
1ST	60	67	50
2ND	58	66	72
3RD	77	60	66
4TH	86	86	72
5TH	86	82	79
6TH	69	93	81
7TH	80	75	85
8TH	77	79	67
9TH	82	76	79
10TH	79	81	72
11TH	58	73	79
12TH	57	63	72
<b>Total K-12 Enrollment</b>	<b>942</b>	<b>951</b>	<b>926</b>
Pre-K	27	36	39
<b>Total District Enrollment</b>	<b>969</b>	<b>987</b>	<b>965</b>

Note grade sizes as they move up a grade level.

	<u>Sagaponack</u>	<u>Wainscott</u>	<u>Amagansett</u>	<u>Parental Tuition</u>
2017 Totals	10	13	1	14
2018 Totals	8	23	1	23

**Sag Harbor Schools**  
**Unofficial Enrollment Update for 2018-2019**

# Educational Meeting

## Recommendation for Enhanced Communication Coordination

# 2017-2018 BOCES Budget

A 1430.490 - BOCES/PERSONNEL		BUDGET	EXPENSES	DIFFERENCE
	2013-2014	\$17,091.88	\$10,823.36	\$6,268.52
	2014-2015	\$16,100.00	\$20,382.89	(\$4,282.89)
	2015-2016	\$35,401.00	\$26,307.10	\$9,093.90
	<b>2016-2017 Budget</b>	<b>\$44,406.00</b>	<b>\$43,146.68</b>	<b>\$1,259.32</b>
617.100	Employee Assistance Program	\$8,400.00		
	Dev. of Admin Regulations (Erie 1)	\$4,200.00		
	657.496 Quarterly Policy Rev. (Erie 1)	\$1,650.00		
690.490	On-line App Service-Putnam BOCES	\$2,500.00		
	On-line Policy Manual (Erie 1)	\$2,400.00		
606.100	Personnel/HR Support	\$16,500.00		
	BOCES Rate Increase	\$1,050.00		
628.200	Aesop Sub Service	\$1,500.00		
628.100.200	Basic fee -Per User	\$5,581.00		
657.495	Mo. Admin Update Svc, (Erie 1)	\$625.00		
	<b>2017-2018 Proposed Budget</b>	<b>\$20,590.00</b>		
617.100	Employee Assistance Program	\$8,500.00		
690.490	On-line App Service-Putnam BOCES	\$2,500.00		
	628.200Aesop Sub Service	\$1,500.00		
	628.100.200Basic fee -Per User	\$5,890.00		
	657.496 Quarterly Policy Review & Updates	\$2,200.00		
A 1480.490 - BOCES/PUBLIC INFORMATION		BUDGET	EXPENSES	DIFFERENCE
	2013-2014	\$0.00	\$0.00	\$0.00
	2014-2015	\$0.00	\$17,785.29	(\$17,785.29)
	2015-2016	\$38,511.00	\$28,883.25	\$9,627.75
	<b>2016-2017 Budget</b>	<b>\$39,474.00</b>	<b>\$39,473.78</b>	<b>\$0.22</b>
	614.490 Communications	\$39,474.00		
	<b>2017-2018 Proposed Budget</b>	<b>\$80,000.00</b>		
	609.300 Communications	\$30,000.00		
	609. Communications Consultant	\$50,000.00		

In 2017-18 Funds that were yet to be expended for Communication:

Funds were Reassigned

# Hourly Breakdown and Two Part Communication Coordination

Communication  
27.5%

**Step 2: Each School Building now has a Communication Coordinator:**

-Each building has a person to coordinate and gather communication material for their building including an upcoming events calendar to be posted weekly, gather photos of school events, field trips, honors, and celebrations. The person will share these with the District Clerk on a weekly basis who will inform Syntax and local media of the District events to visit and potential press releases to write.

Enhance District Communication with an addition 11 hours to District Clerk's week from existing budget line (to include benefits)

**Step 1: Part Time Communication Coordinator:**

-Being part-time (under 17 hours) the District avoided hiring a person from the Suffolk County Civil Service list  
-District Clerk is constantly aware of BOE goals, BOE concerns, and BOE Meeting news from each building.  
-District Clerk works closely with the BOE and all the administrators for ease of communication coordination.

District Clerk Hours  
72.5%

<b>2017-2018 Proposed Budget</b>	00
609.300 Communications	00
609. Communications Consultant	\$50,000.00

Funds



Introduction by  
Matt Malone, Sag Harbor  
Elementary Principal

Sandy Hook  
**P R O M I S E**  
sandyhookpromise.org

The Suffolk County Sheriff's Office  
*School Safety and Prevention Initiatives*  
Errol D. Toulon, Ed.D, Suffolk County Sheriff

Thursday, August 16, 2018  
St. Joseph's College, Patchogue

Brief Remarks

Tim Sini, Suffolk County District Attorney  
Geraldine Hart, Suffolk County Police Commissioner  
Dr. Kenneth Bossert, President, Suffolk County Superintendents Association

**Mark Barden, Co-Founder**

Marykay Wishneski, National School Outreach Coordinator  
Myra Leuci, Account Manager, Anonymous Reporting System

**Sandy Hook Promise**

Dr. Patrick Harrigan, Superintendent  
Half Hollows Hills School District



ONLY ON GMA

## PREVENTING SCHOOL VIOLENCE

WARNING SIGNS EVERY PARENT SHOULD KNOW



www.abc.com

2017



START WITH HELLO

---

Start With Hello (SWH) brings communities together to foster looking out for and caring for one another.

SWH asks students, educators, parents and other community leaders who interact with children to take a simple, yet incredible powerful, action at lunch - making sure no one eats alone. Starts with when you see someone alone at lunch (or across any other experience), say hello, introduce yourself, ask them to join you.

Toolkit provided at no cost - events, activities and actions that can be taken to instill the SWH concept and overarching message of inclusion and community.



SAY SOMETHING

*Say Something* is an Anonymous Reporting System

## Education and Awareness Program

- Recognize the signs & signals of a potential threat - especially on social media
- Teach and instill in participants how to take action
- Drive awareness and reinforce the need to Say Something





SAFETY ASSESSMENT  
AND INTERVENTION

---

Safety Assessment & Intervention (SAI) is a national evidenced-based\* violence prevention training program  
Dewey G. Cornell, Ph. D., a forensic clinical psychologist,  
University of Virginia.

Create safer, healthier homes, schools and communities by accessing help for individuals who may pose an imminent/longer term threat to themselves or others.

- (a) train adult teams on identifying threats, signs and signals
- (b) determining the seriousness of the threats, signs and signals
- (c) develop intervention plans that protect potential victims that address the underlying problem or conflict that initiated the behavior.



**SOS SIGNS OF SUICIDE  
PREVENTION PROGRAM**

At its core, the SOS Signs of Suicide Prevention Program (SOS Program) is an educational curriculum that teaches students to **ACT**:

- \***Acknowledge** that you are seeing warning signs and that it is serious
- \***Care** let your friend know how much you care about them
- \***Tell** a trusted adult that you are worried about your friend

- The SOS program uses a curriculum to teach students to recognize the symptoms of depression and suicide, approach and speak with someone who is at risk, and tell a trusted adult.
- The main teaching tool is a video that shows dramatizations and real life stories of hope about the right and wrong ways to react when a friend exhibits certain behaviors. Can be presented in one to two class periods.
- An enlightened student body means earlier detection and increased help-seeking behavior.



START WITH HELLO

## Next Steps - Implement Start with Hello

### Current Examples from Middle/High School

- **Mix it up at Lunch**
- **New Student Orientation Process**
- **New Family Orientation Process**
- **Compassionate Cafe**
- **SMILE club**
- **HUGS weekend retreat**
- **8th Grade Academic Mentoring for 6th Grade (new this year)**
- **Mindfulness Mondays**
- **Social Lunch Groups**
- **At-Risk Counseling**
- **Grade Team Meetings**
- **Stick it to Love**
- **iTri**
- **Much Much More...**

### Next Steps

- **Grow the Current Programs and Generate new ideas**
- **Generate ideas from Student Body**
  - **Student Council**
  - **Red Ribbon Week**
  - **Grade Level Ideas**
  - **Health and Wellness Clubs**
- **PTA and PTSA outreach and help**
- **Guest speakers**
- **Brainstorm with mental health staff and advocates**
- **Incorporate into Morning Program**
- **Incorporate into Lunch/Recess**

# RAVE

Panic Button App

Scott Fisher

Director of  
Technology



An emergency mobile application for active shooter scenarios is being implemented to schools in Suffolk County.

The county is spending \$2 million for the licensing with Rave Mobile Safety and its Rave Panic Button, and it is available at **no cost to all public school districts** and private schools.

"We are going to do everything that we can in Suffolk County, in partnership with our schools, to keep our kids safe," Suffolk County Executive Steve Bellone said.

The application requires one press of an active shooter panic button to connect with 911, local police and alert all faculty and teachers on their phones.

It is preloaded for responding law enforcement officers with floor plans and contact information for people on site. Each school district would decide who specifically would have access to the application.<sup>1</sup>


1. <https://abc7ny.com/technology/panic-button-app-coming-to-suffolk-county-schools/3810858/>

# RAVE

Panic Button App

Scott Fisher

Director of  
Technology



# RAVE

Panic Button App

Scott Fisher  
Director of  
Technology



## Key Features



### Notify Key Personnel

Key on-site personnel are notified of an emergency immediately when a Panic Call is made to 9-1-1. Throughout the process, these users will continue to be notified with situational updates in real time, so that they can take appropriate action.



### Emergency Call Capabilities

When you make an emergency call from the Rave Panic Button app, designated on-site personnel are notified of the emergency based on your location and emergency type, and you are immediately connected to 9-1-1. Where Smart911 is also installed at the local 9-1-1 center, 9-1-1 will receive both the emergency type and critical emergency information about the campus.



### Critical Data to 9-1-1

Where Smart911 is installed at the answering 9-1-1 center, 9-1-1 immediately receives critical data about the campus from which a Panic Call is placed – key situational items like caller location, building floor plans, campus contact and access info – and is given the ability to rapidly message campus employees and first responders.

# SURVEY

Scott Fisher  
Director of  
Technology

**BOE Goal 4:  
Name the Former  
Stella Maris  
Building**

## Community Survey for the Naming of the Sag Harbor Schools' Former Stella Maris Regional School Property

In 2016, residents of the Sag Harbor School District approved the District's purchase of the property known as the former Stella Maris Regional School.

The District is now in the process of soliciting input from community residents regarding the naming of the property through a community survey.

Once completed, the District will share the survey data with the community at upcoming Board of Education meetings, where residents will have an opportunity to ask questions and

provide additional input. The data will also be available on the District's website.

**To participate in the survey, please go to our website at [www.sagharborschools.org](http://www.sagharborschools.org).**

Copies of the survey are also available at the John Jermain Memorial Library and in the main offices of Sag Harbor Elementary School and Pierson Middle/High School.

The Board of Education, Superintendent, and administration thank all community residents for participating in the survey.

**Online Survey Through November 3, 2018 • [www.sagharborschools.org](http://www.sagharborschools.org)**

# SURVEY

**Scott Fisher**  
Director of  
Technology

## Sag Harbor

**Union Free School District**

200 Jermain Avenue  
Sag Harbor, New York 11963-3549

Non-Profit  
U.S. Postage Paid  
Permit #29  
Sag Harbor  
New York 11963

Postal Patron



SAG HARBOR SCHOOL DISTRICT BOARD OF EDUCATION  
Invites All Community Residents to Participate  
in an Anonymous Online Survey for the Naming of  
the Sag Harbor Schools' Former Stella Maris Regional  
School Property Through November 3, 2018.  
[www.sagharborschools.org](http://www.sagharborschools.org)

Community Survey for the naming of the former Stella Maris Regional School property.





**Draft Budget Workshop Calendar**  
**By: Dr. Philip Kenter**

---

# Sag Harbor Union Free School District

## 2019-2020 BUDGET WORKSHOP CALENDAR

All budget workshop meetings will take place in the Pierson Library.

January 14, 2019 – Budget Workshop 6:30 p.m., Board of Education Educational Meeting 7:30 p.m.

- Board of Education
- Central Administration
- Legal, Audit, Public Information Services

January 28, 2019 – Budget Workshop 6:30 p.m., Board of Education Business Meeting 7:30 p.m.

- Insurance
- Buildings and Grounds
- Capital Projects
- Technology

February 11, 2019 – Budget Workshop 6:30 p.m., Board of Education Business Meeting 7:30 p.m.

- Revenue Projections
- Tax Levy Projections
- Appropriated Fund Balance Projections
- Transportation

March 11, 2019 – Budget Workshop 6:30 p.m., Board of Education Educational Meeting 7:30 p.m.

- Tax Levy Limit
- Tax Levy Impact - Projection Based on Current Year's Assessed Values
- Elementary School
- Special Education

March 25, 2019 – Budget Workshop 6:30 p.m., Board of Education Business Meeting 7:30 p.m.

- BOCES Services
- Middle/High School
- Athletics
- Employee Benefits

April 1, 2019 – Budget Workshop 6:30 p.m., Board of Education Educational Meeting 7:30 p.m.

- Debt Service and Transfers to Other Funds
- Review of the Entire Budget

April 16, 2019 – Budget Workshop 6:30 p.m., Board of Education Business Meeting,  
ESBOCES Vote and Election 7:30 p.m.

- Adopt 2019-2020 Operating Budget for May Vote
- Adopt Property Tax Report Card

May 13, 2019 – Board of Education Budget Hearing and Business Meeting 6:30 p.m.

May 21, 2019 – Annual Meeting - Budget Vote and Election