

**ARKANSAS DEPARTMENT OF EDUCATION
ANNUAL FINANCIAL REPORT FOR 2016-2017
AND
BUDGET FOR 2017-2018**

Arkansas Code Annotated §6-20-2202 states:

a)(1) The board of directors of each school district, open-enrollment public charter school, and education service cooperative annually shall prepare a budget of expenditures and receipts that shall be filed with the Department of Education by September 30 of each year under this subchapter.

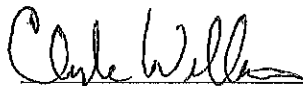
(2) Each budget shall be approved by the board of directors of each school district, open-enrollment public charter school, and education service cooperative at a legally held meeting and shall be signed by the president of the board of directors and the ex officio financial secretary of each school district, open-enrollment public charter school, and education service cooperative. The budget shall contain the information and be prepared in an electronic format prescribed by the Department of Education governing financial accounting for Arkansas school districts, open-enrollment public charter schools, and education service cooperatives.

(b)(1)(A) Warrants or checks of a school district, open-enrollment public charter school, or education service cooperative issued after the date required by subsection (a) of this section shall be invalid unless a budget has been filed as required by this subchapter and in compliance with appropriate rules.


(B) The ex officio financial secretary of a school district, open-enrollment public charter school, or education service cooperative and his or her surety shall be liable for any warrants or checks countersigned after the date required by subsection (a) of this section if a budget has not been filed.

(2) After the Department of Education has met all deadlines for providing information to school districts, open-enrollment public charter schools, or education service cooperatives, distribution of all grants and aids from the state for which the school district, open-enrollment public charter school, or education service cooperative may be eligible shall be suspended until the requirements of this subchapter are met by the school districts, open-enrollment public charter schools, or education service cooperatives.

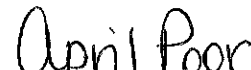
The Marvell-Elaine School District, Open-enrollment Public Charter School, or Education Service Cooperative, in compliance with these requirements, approves the 2016-2017 Annual Financial Report due by August 31 in Cycle 9 and the 2017-2018 Budget due by September 30 in Cycle 1 on (date) September 26, 2017. (Date Board approved)



President of the Board Signature



Ex Officio Financial Secretary Signature (Supt)



Person Submitting the AFRB

Phone: 870-829-2101

Bookkeeper / Audit Compliance
Title Officer

E-Mail: apoor@marvellschools.org
(Please print/type)

Mail to:

Alisa Moore, Finance Program Coordinator
Arkansas Department of Education
Financial Accountability & Reporting
Four Capitol Mall, Room 201- A
Little Rock, AR 72201

Tel: (501) 682-5059
Fax: (501) 683-3787
E-Mail: alisa.moore@arkansas.gov

According to Act 873 of 2017, this form may be submitted electronically to email:
ade.afrb@arkansas.gov

	Actual FY 2016 - 2017	Budget FY 2017 - 2018
FUND 1 - Teacher Salary		
Beginning Balance	\$0.00	\$0.00
Total Revenues	\$0.00	\$0.00
Total Expenditures	\$2,113,379.70	\$1,921,387.89
Total Transfers	\$2,113,379.70	\$1,921,387.89
Ending Balance	\$0.00	\$0.00
FUND 2 - Operating		
Beginning Balance	\$2,195,474.62	\$1,289,231.65
Total Revenues	\$4,090,828.10	\$4,313,238.89
Total Expenditures	\$2,628,298.00	\$2,151,152.51
Total Transfers	-\$2,368,773.07	-\$2,125,796.71
Ending Balance	\$1,289,231.65	\$1,325,521.12
FUND 3 - Building		
Beginning Balance	\$245,575.58	\$51,448.40
Total Revenues	\$0.00	\$0.00
Total Expenditures	\$195,427.18	\$0.00
Total Transfers	\$1,300.00	-\$3,374.50
Ending Balance	\$51,448.40	\$48,073.90
FUND 4 - Debt Service		
Beginning Balance	\$0.00	\$0.00
Total Revenues	\$0.00	\$0.00
Total Expenditures	\$245,410.50	\$244,706.26
Total Transfers	\$245,410.50	\$244,706.26
Ending Balance	\$0.00	\$0.00

LEA: 5404000
 COUNTY: PHILLIPS
 DISTRICT: MARVELL-ELAINE SCHOOL DISTRICT
 SCHOOL:

Annual Financial Report and Budget - Level I
 SCHOOL YEAR: 2017 - 2018

PAGE: 2
 RPT510 - SIS CERTIFIED
 CYCLE: 1
 RUN: 9/27/2017 10:27:03 AM

	Actual FY 2016 - 2017	Budget FY 2017 - 2018
FUND 5 - Capital Outlay		
Beginning Balance	\$0.00	\$0.00
Total Revenues	\$0.00	\$0.00
Total Expenditures	\$0.00	\$0.00
Total Transfers	\$0.00	\$0.00

Ending Balance	\$0.00	\$0.00
FUND 6 - Federal Grants		
Beginning Balance	\$76,749.14	\$65,362.87
Total Revenues	\$1,188,865.63	\$1,243,905.98
Total Expenditures	\$1,200,251.90	\$1,225,800.03
Total Transfers	\$0.00	\$0.00

Ending Balance	\$65,362.87	\$83,468.82
FUND 7 - Activity		
Beginning Balance	\$36,590.47	\$30,451.14
Total Revenues	\$57,209.80	\$0.00
Total Expenditures	\$63,349.13	\$0.00
Total Transfers	\$0.00	\$0.00

Ending Balance	\$30,451.14	\$30,451.14
FUND 8 - Food Service		
Beginning Balance	\$907.15	\$549.45
Total Revenues	\$319,320.44	\$326,300.00
Total Expenditures	\$328,361.01	\$276,543.08
Total Transfers	\$8,682.87	\$0.00

Ending Balance	\$549.45	\$50,306.37

	Actual FY 2016 - 2017	Budget FY 2017 - 2018
	-----	-----
FUND 1 - Teacher Salary		
Expenditures:		
1100 - Reg Prog/Elem Sec		
61000 - 61999	\$1,388,428.47	\$1,274,850.98
Sub-Totals 1100 - 1199	\$1,388,428.47	\$1,274,850.98
1200 - Spec Ed		
61000 - 61999	\$92,320.12	\$77,692.11
Sub-Totals 1200 - 1299	\$92,320.12	\$77,692.11
1300 - Wkfc Ed Prog		
61000 - 61999	\$144,891.14	\$86,774.50
Sub-Totals 1300 - 1399	\$144,891.14	\$86,774.50
1500 - Comp Ed Prog		
61000 - 61999	\$99,745.14	\$49,952.54
Sub-Totals 1500 - 1899	\$99,745.14	\$49,952.54
1900 - Oth Inst Prog		
61000 - 61999	\$98,200.76	\$71,149.14
Sub-Totals 1900 - 1999	\$98,200.76	\$71,149.14
2100 - Sup Svcs-Stud		
61000 - 61999	\$70,428.47	\$70,428.47
Sub-Totals 2100 - 2199	\$70,428.47	\$70,428.47
2200 - Sup Svcs-Inst Stf		
61000 - 61999	\$46,230.00	\$44,150.00
Sub-Totals 2200 - 2299	\$46,230.00	\$44,150.00
2300 - Sup Svcs-Gen Adm		
61000 - 61999	\$94,000.00	\$94,000.00
Sub-Totals 2300 - 2399	\$94,000.00	\$94,000.00
2400 - Sup Svcs-Sch Adm		
61000 - 61999	\$79,135.60	\$152,390.15
Sub-Totals 2400 - 2499	\$79,135.60	\$152,390.15
Total Expenditures	\$2,113,379.70	\$1,921,387.89

LEA: 5404000
COUNTY: PHILLIPS
DISTRICT: MARVELL-ELAINE SCHOOL DISTRICT
SCHOOL:

Annual Financial Report and Budget - Level II
SCHOOL YEAR: 2017 - 2018

PAGE: 2
RPT511 - SIS CERTIFIED
CYCLE: 1
RUN: 9/27/2017 10:27:05 AM

	Actual FY 2016 - 2017	Budget FY 2017 - 2018
Transfers:		
-		
52200 - 52299	\$2,113,379.70	\$1,921,387.89
Sub-Totals -	\$2,113,379.70	\$1,921,387.89
Total Transfers	\$2,113,379.70	\$1,921,387.89
Ending Balance	\$0.00	\$0.00

LEA: 5404000
 COUNTY: PHILLIPS
 DISTRICT: MARVELL-ELAINE SCHOOL DISTRICT
 SCHOOL:

Annual Financial Report and Budget - Level II
 SCHOOL YEAR: 2017 - 2018

PAGE: 3
 RPT511 - SIS CERTIFIED
 CYCLE: 1
 RUN: 9/27/2017 10:27:05 AM

	Actual FY 2016 - 2017	Budget FY 2017 - 2018
FUND 2 - Operating		
Beginning Balance:	\$2,195,474.62	\$1,289,231.65
Revenues:		
-		
11000 - 11999	\$1,984,766.43	\$2,021,739.92
15000 - 15999	\$8,574.26	\$7,500.00
19000 - 19999	\$476,515.48	\$304,850.00
31000 - 31999	\$805,458.00	\$750,095.00
32000 - 39999	\$812,135.18	\$1,181,528.00
41000 - 41999	\$0.00	\$44,025.77
42000 - 42999	\$3,378.75	\$3,500.00
Sub-Totals -	\$4,090,828.10	\$4,313,238.69
Total Revenues	\$4,090,828.10	\$4,313,238.69
Expenditures:		
1100 - Reg Prog/Elem Sec		
61000 - 61999	\$194,222.62	\$46,620.00
62000 - 62999	\$404,364.95	\$347,318.55
63000 - 63999	\$82,381.97	\$0.00
65000 - 65999	\$118,798.36	\$35,920.00
66000 - 66999	\$107,649.30	\$135,779.36
68000 - 68999	\$28,386.35	\$3,000.00
Sub-Totals 1100 - 1199	\$935,803.55	\$568,637.91
1200 - Spec Ed		
62000 - 62999	\$22,142.32	\$21,043.45
65000 - 65999	\$52,078.83	\$46,000.00
Sub-Totals 1200 - 1299	\$74,221.15	\$67,043.45
1300 - Wkfc Ed Prog		
62000 - 62999	\$34,350.85	\$20,108.24
65000 - 65999	\$838.43	\$500.00
66000 - 66999	\$2,782.26	\$2,000.00
68000 - 68999	\$450.00	\$0.00
Sub-Totals 1300 - 1399	\$38,421.54	\$22,608.24
1500 - Comp Ed Prog		
61000 - 61999	\$17,743.83	\$18,226.00
62000 - 62999	\$29,168.99	\$25,815.66
Sub-Totals 1500 - 1899	\$46,912.82	\$44,041.66
1900 - Oth Inst Prog		
62000 - 62999	\$24,755.65	\$18,692.91

LEA: 5404000
 COUNTY: PHILLIPS
 DISTRICT: MARVELL-ELAINE SCHOOL DISTRICT
 SCHOOL:

Annual Financial Report and Budget - Level II
 SCHOOL YEAR: 2017 - 2018

PAGE: 4
 RPT511 - SIS CERTIFIED
 CYCLE: 1
 RUN: 9/27/2017 10:27:05 AM

	Actual FY 2016 - 2017	Budget FY 2017 - 2018
63000 - 63999	\$84,196.00	\$85,000.00
65000 - 65999	\$26,434.35	\$30,303.05
66000 - 66999	\$280.07	\$250.00
68000 - 68999	\$100.00	\$0.00
Sub-Totals 1900 - 1999	\$135,766.07	\$134,245.96
2100 - Sup Svcs-Stud		
61000 - 61999	\$112,369.62	\$62,875.00
62000 - 62999	\$41,508.60	\$26,478.72
65000 - 65999	\$942.13	\$675.00
66000 - 66999	\$1,115.57	\$700.00
68000 - 68999	\$400.00	\$400.00
Sub-Totals 2100 - 2199	\$156,335.92	\$91,128.72
2200 - Sup Svcs-Inst Stf		
61000 - 61999	\$0.00	\$55,875.00
62000 - 62999	\$10,083.06	\$22,357.92
63000 - 63999	\$3,720.00	\$2,200.00
64000 - 64999	\$0.00	\$76,926.78
65000 - 65999	\$20,312.60	\$29,795.00
66000 - 66999	\$253.20	\$17,303.22
67000 - 67999	\$0.00	\$17,858.00
68000 - 68999	\$11,152.57	\$2,290.00
Sub-Totals 2200 - 2299	\$45,521.43	\$224,605.92
2300 - Sup Svcs-Gen Adm		
61000 - 61999	\$18,689.14	\$18,637.16
62000 - 62999	\$27,065.91	\$27,555.75
63000 - 63999	\$2,846.30	\$2,000.00
65000 - 65999	\$21,725.13	\$14,195.00
66000 - 66999	\$7,853.88	\$4,600.00
67000 - 67999	\$2,316.59	\$0.00
68000 - 68999	\$12,240.60	\$5,500.00
Sub-Totals 2300 - 2399	\$92,737.55	\$72,487.91
2400 - Sup Svcs-Sch Adm		
61000 - 61999	\$51,891.43	\$51,891.43
62000 - 62999	\$34,118.48	\$38,247.55
65000 - 65999	\$1,899.87	\$1,350.00
66000 - 66999	\$684.12	\$300.00
68000 - 68999	\$125.00	\$75.00
Sub-Totals 2400 - 2499	\$88,718.90	\$91,863.98

LEA: 5404000
 COUNTY: PHILLIPS
 DISTRICT: MARVELL-ELAINE SCHOOL DISTRICT
 SCHOOL:

Annual Financial Report and Budget - Level II
 SCHOOL YEAR: 2017 - 2018

PAGE: 5
 RPT511 - SIS CERTIFIED
 CYCLE: 1
 RUN: 9/27/2017 10:27:05 AM

	Actual FY 2016 - 2017	Budget FY 2017 - 2018
2500 - Sup Svcs-Bus		
61000 - 61999	\$101,062.73	\$109,187.87
62000 - 62999	\$23,871.19	\$21,017.68
63000 - 63999	\$20,000.00	\$0.00
65000 - 65999	\$1,956.95	\$1,000.00
66000 - 66999	\$790.82	\$500.00
67000 - 67999	\$2,595.65	\$0.00
68000 - 68999	\$1,207.95	\$700.00
Sub-Totals 2500 - 2599	\$151,485.29	\$132,405.55
2600 - Op & Mntc of Plnt Svcs		
61000 - 61999	\$162,653.97	\$155,119.06
62000 - 62999	\$37,339.78	\$32,515.58
64000 - 64999	\$50,838.35	\$46,000.00
65000 - 65999	\$62,265.27	\$48,000.00
66000 - 66999	\$314,307.34	\$288,500.00
68000 - 68999	\$7,600.65	\$5,000.00
Sub-Totals 2600 - 2699	\$635,005.36	\$575,134.64
2700 - Stud Transp Svcs		
61000 - 61999	\$92,733.97	\$67,476.13
62000 - 62999	\$21,541.55	\$18,267.44
65000 - 65999	\$30,445.36	\$5,000.00
66000 - 66999	\$63,296.72	\$13,000.00
68000 - 68999	\$258.00	\$10,200.00
Sub-Totals 2700 - 2799	\$208,275.60	\$113,943.57
2900 - Oth Sup Svcs		
65000 - 65999	\$13,004.86	\$13,005.00
Sub-Totals 2900 - 2999	\$13,004.86	\$13,005.00
3100 - Fd Svc Ops		
61000 - 61999	\$2,687.85	\$0.00
62000 - 62999	\$581.77	\$0.00
65000 - 65999	\$284.06	\$0.00
66000 - 66999	\$2,534.28	\$0.00
Sub-Totals 3100 - 3199	\$6,087.96	\$0.00
Total Expenditures	\$2,628,298.00	\$2,151,152.51
Transfers:		
-		
52200 - 52299	\$4,850,146.61	\$3,805,240.66
52300 - 52399	\$0.00	\$3,374.50

LEA: 5404000
 COUNTY: PHILLIPS
 DISTRICT: MARVELL-ELAINE SCHOOL DISTRICT
 SCHOOL:

Annual Financial Report and Budget - Level II
 SCHOOL YEAR: 2017 - 2018

PAGE: 6
 RPT511 - SIS CERTIFIED
 CYCLE: 1
 RUN: 9/27/2017 10:27:05 AM

	Actual FY 2016 - 2017	Budget FY 2017 - 2018
	-----	-----
52900 - 52949	\$0.00	\$36,922.94
69310 - 69319	-\$2,113,379.70	-\$1,921,387.89
69320 - 69329	-\$4,850,146.61	-\$3,805,240.66
69330 - 69339	-\$1,300.00	\$0.00
69340 - 69349	-\$245,410.50	-\$244,706.26
69380 - 69399	-\$8,682.87	\$0.00
	-----	-----
Sub-Totals -	-\$2,368,773.07	(\$2,125,796.71)
Total Transfers	-\$2,368,773.07	-\$2,125,796.71
		=====
Ending Balance	\$1,289,231.65	\$1,325,521.12

LEA: 5404000
 COUNTY: PHILLIPS
 DISTRICT: MARVELL-ELAINE SCHOOL DISTRICT
 SCHOOL:

Annual Financial Report and Budget - Level II
 SCHOOL YEAR: 2017 - 2018

PAGE: 7
 RPT511 - SIS CERTIFIED
 CYCLE: 1
 RUN: 9/27/2017 10:27:05 AM

	Actual FY 2016 - 2017	Budget FY 2017 - 2018
FUND 3 - Building		
Beginning Balance:	\$245,575.58	\$51,448.40
Expenditures:		
1100 - Reg Prog/Elem Sec		
66000 - 66999	\$9,188.34	\$0.00
67000 - 67999	\$173,207.49	\$0.00
Sub-Totals 1100 - 1199	\$182,395.83	\$0.00
2500 - Sup Svcs-Bus		
67000 - 67999	\$12,332.35	\$0.00
Sub-Totals 2500 - 2599	\$12,332.35	\$0.00
2600 - Op & Mntc of Plnt Svcs		
66000 - 66999	\$699.00	\$0.00
Sub-Totals 2600 - 2699	\$699.00	\$0.00
Total Expenditures	\$195,427.18	\$0.00
Transfers:		
-		
52200 - 52299	\$1,300.00	\$0.00
69320 - 69329	\$0.00	-\$3,374.50
Sub-Totals -	\$1,300.00	(\$3,374.50)
Total Transfers	\$1,300.00	-\$3,374.50
Ending Balance	\$51,448.40	\$48,073.90

LEA: 5404000
 COUNTY: PHILLIPS
 DISTRICT: MARVELL-ELAINE SCHOOL DISTRICT
 SCHOOL:

Annual Financial Report and Budget - Level II
 SCHOOL YEAR: 2017 - 2018

PAGE: 8
 RPT511 - SIS CERTIFIED
 CYCLE: 1
 RUN: 9/27/2017 10:27:05 AM

	Actual FY 2016 - 2017	Budget FY 2017 - 2018
	-----	-----
FUND 4 - Debt Service		
Expenditures:		
5100 - LEA Indbtns		
68000 - 68999	\$40,410.50	\$34,706.26
69000 - 69999	\$205,000.00	\$210,000.00
	-----	-----
Sub-Totals 5100 - 5199	\$245,410.50	\$244,706.26
Total Expenditures	\$245,410.50	\$244,706.26
Transfers:		
-		
52200 - 52299	\$245,410.50	\$244,706.26
	-----	-----
Sub-Totals -	\$245,410.50	\$244,706.26
Total Transfers	\$245,410.50	\$244,706.26
	=====	=====
Ending Balance	\$0.00	\$0.00

LEA: 5404000
 COUNTY: PHILLIPS
 DISTRICT: MARVELL-ELAINE SCHOOL DISTRICT
 SCHOOL:

Annual Financial Report and Budget - Level II
 SCHOOL YEAR: 2017 - 2018

PAGE: 9
 RPT511 - SIS CERTIFIED
 CYCLE: 1
 RUN: 9/27/2017 10:27:05 AM

	Actual FY 2016 - 2017	Budget FY 2017 - 2018
FUND 6 - Federal Grants		
Beginning Balance:	\$76,749.14	\$65,362.87
Revenues:		
-		
43000 - 44999	\$101,635.35	\$243,364.65
45000 - 46999	\$1,087,230.28	\$1,000,541.33
Sub-Totals -	\$1,188,865.63	\$1,243,905.98
Total Revenues	\$1,188,865.63	\$1,243,905.98
Expenditures:		
1100 - Reg Prog/Elem Sec		
61000 - 61999	\$44,343.01	\$96,830.00
62000 - 62999	\$9,884.00	\$21,788.00
63000 - 63999	\$162.00	\$3,456.00
65000 - 65999	\$5,666.97	\$8,498.00
66000 - 66999	\$6,907.51	\$48,586.65
67000 - 67999	\$10,381.20	\$40,300.00
68000 - 68999	\$500.00	\$0.00
Sub-Totals 1100 - 1199	\$77,844.69	\$219,458.65
1200 - Spec Ed		
61000 - 61999	\$29,893.00	\$43,325.00
62000 - 62999	\$6,440.82	\$7,499.34
65000 - 65999	\$51,834.82	\$37,283.96
66000 - 66999	\$1,749.46	\$0.00
Sub-Totals 1200 - 1299	\$89,918.10	\$88,108.30
1500 - Comp Ed Prog		
61000 - 61999	\$175,073.39	\$332,504.92
62000 - 62999	\$43,547.99	\$80,413.16
63000 - 63999	\$25,068.31	\$0.00
65000 - 65999	\$130,277.85	\$0.00
66000 - 66999	\$189,674.38	\$10,699.23
Sub-Totals 1500 - 1899	\$563,641.92	\$423,617.31
2100 - Sup Svcs-Stud		
61000 - 61999	\$2,714.74	\$0.00
62000 - 62999	\$593.82	\$0.00
65000 - 65999	\$2,577.44	\$11,008.62
66000 - 66999	\$1,862.22	\$1,000.00
68000 - 68999	\$600.00	\$4,000.00
Sub-Totals 2100 - 2199	\$8,348.22	\$16,008.62

LEA: 5404000
 COUNTY: PHILLIPS
 DISTRICT: MARVELL-ELAINE SCHOOL DISTRICT
 SCHOOL:

Annual Financial Report and Budget - Level II
 SCHOOL YEAR: 2017 - 2018

PAGE: 10
 RPT511 - SIS CERTIFIED
 CYCLE: 1
 RUN: 9/27/2017 10:27:05 AM

	Actual FY 2016 - 2017	Budget FY 2017 - 2018
2200 - Sup Svcs-Inst Stf		
61000 - 61999	\$159,426.64	\$159,281.98
62000 - 62999	\$38,382.06	\$61,060.40
63000 - 63999	\$18,822.00	\$10,000.00
65000 - 65999	\$52,013.58	\$5,000.00
66000 - 66999	\$15,027.70	\$10,000.00
68000 - 68999	\$2,290.00	\$0.00
Sub-Totals 2200 - 2299	\$285,761.98	\$245,342.38
2300 - Sup Svcs-Gen Adm		
61000 - 61999	\$35,479.13	\$0.00
62000 - 62999	\$8,621.96	\$0.00
65000 - 65999	\$908.38	\$0.00
68000 - 68999	\$250.00	\$0.00
Sub-Totals 2300 - 2399	\$45,259.47	\$0.00
2500 - Sup Svcs-Bus		
61000 - 61999	\$18,637.15	\$118,637.15
62000 - 62999	\$4,958.79	\$28,798.68
Sub-Totals 2500 - 2599	\$23,595.94	\$147,435.83
2700 - Stud Transp Svcs		
61000 - 61999	\$3,397.50	\$0.00
62000 - 62999	\$732.26	\$0.00
65000 - 65999	\$101,478.90	\$43,906.00
Sub-Totals 2700 - 2799	\$105,608.66	\$43,906.00
3300 - Comm Svcs Ops		
65000 - 65999	\$0.00	\$1,500.00
66000 - 66999	\$272.92	\$3,500.00
Sub-Totals 3300 - 3399	\$272.92	\$5,000.00
5500 - Ind Cost		
68000 - 68999	\$0.00	\$36,922.94
Sub-Totals 5500 - 5899	\$0.00	\$36,922.94
Total Expenditures	\$1,200,251.90	\$1,225,800.03
Transfers:		
-		
52600 - 52699	\$0.00	\$11,614.57

LEA: 5404000
COUNTY: PHILLIPS
DISTRICT: MARVELL-ELAINE SCHOOL DISTRICT
SCHOOL:

Annual Financial Report and Budget - Level II
SCHOOL YEAR: 2017 - 2018

PAGE: 11
RPT511 - SIS CERTIFIED
CYCLE: 1
RUN: 9/27/2017 10:27:05 AM

	Actual FY 2016 - 2017	Budget FY 2017 - 2018
69360 - 69369	\$0.00	-\$11,614.57
Sub-Totals -	\$0.00	\$0.00
Total Transfers	\$0.00	\$0.00
Ending Balance	\$65,362.87	\$83,468.82

LEA: 5404000
 COUNTY: PHILLIPS
 DISTRICT: MARVELL-ELAINE SCHOOL DISTRICT
 SCHOOL:

Annual Financial Report and Budget - Level II
 SCHOOL YEAR: 2017 - 2018

PAGE: 12
 RPT511 - SIS CERTIFIED
 CYCLE: 1
 RUN: 9/27/2017 10:27:05 AM

	Actual FY 2016 - 2017	Budget FY 2017 - 2018
	-----	-----
FUND 7 - Activity		
Beginning Balance:	\$36,590.47	\$30,451.14
Revenues:		
-		
15000 - 15999	\$27.90	\$0.00
17000 - 17999	\$57,181.90	\$0.00
	-----	-----
Sub-Totals -	\$57,209.80	\$0.00
Total Revenues	\$57,209.80	\$0.00
Expenditures:		
1100 - Reg Prog/Elem Sec		
65000 - 65999	\$19,975.22	\$0.00
66000 - 66999	\$21,998.43	\$0.00
68000 - 68999	\$21,375.48	\$0.00
	-----	-----
Sub-Totals 1100 - 1199	\$63,349.13	\$0.00
Total Expenditures	\$63,349.13	\$0.00
		=====
Ending Balance	\$30,451.14	\$30,451.14

LEA: 5404000
 COUNTY: PHILLIPS
 DISTRICT: MARVELL-ELAINE SCHOOL DISTRICT
 SCHOOL:

Annual Financial Report and Budget - Level II
 SCHOOL YEAR: 2017 - 2018

PAGE: 13
 RPT511 - SIS CERTIFIED
 CYCLE: 1
 RUN: 9/27/2017 10:27:05 AM

	Actual FY 2016 - 2017	Budget FY 2017 - 2018
	-----	-----
FUND 8 - Food Service		
Beginning Balance:	\$907.15	\$549.45
Revenues:		
-		
16000 - 16999	\$2,946.64	\$6,500.00
32000 - 39999	\$1,817.92	\$1,800.00
45000 - 46999	\$314,555.88	\$318,000.00
	-----	-----
Sub-Totals -	\$319,320.44	\$326,300.00
Total Revenues	\$319,320.44	\$326,300.00
Expenditures:		
3100 - Fd Svc Ops		
61000 - 61999	\$77,545.69	\$63,532.83
62000 - 62999	\$19,288.79	\$16,185.25
65000 - 65999	\$6,829.74	\$6,525.00
66000 - 66999	\$224,398.31	\$190,000.00
68000 - 68999	\$298.48	\$300.00
	-----	-----
Sub-Totals 3100 - 3199	\$328,361.01	\$276,543.08
Total Expenditures	\$328,361.01	\$276,543.08
Transfers:		
-		
52200 - 52299	\$8,682.87	\$0.00
	-----	-----
Sub-Totals -	\$8,682.87	\$0.00
Total Transfers	\$8,682.87	\$0.00
	=====	=====
Ending Balance	\$549.45	\$50,306.37