




ARKANSAS
ARTS ACADEMY
Aspire. Achieve. Advance.

Wednesday, September 13, 2017
6:30 Elementary/Middle School Library

1. Call to order
2. Establish quorum/Roll Call
3. Pledge of Allegiance
4. Comments from the Public
5. Consent Agenda
 - Approve minutes from August 2017, Regular School Board Meeting
 - Approve minutes from September 7, 2017 Special School Board Meeting
 - Approve August 2017 Financial Report
 - Enrollment Report
6. New Business
 - Heather Wright Principal Report
 - Matt Young Principal Report
 - Student Board Members
 - Approval of 2017-18 Salary Schedules – Nathalie
 - Approval of 2017-18 Budget – Nathalie
 - Approval of 5% Salary Changes – Nathalie
 - Policy Approval for Homeschool Course Participation - Mary/Nathalie
7. Discussion of items since publication of the agenda
8. Personnel: Hiring/Renewal/Promotion/Demotion/Transfer/Non-Renewal/Termination)
9. Adjournment
10. Upcoming Event Calendar





Regular School Board Meeting – 6:30 PM, Tuesday, August 8, 2017
Arkansas Arts Academy PAC – High School Campus

Minutes

1. Call to order: 6:30 PM

2. Roll Call:

Present: Mary Ley, Dave Russell, Tony Beardsley, Joe DeRouen, Howard Aisdorf, Alicia Knotts, Asele Mack

Absent: Anthony Porchia

3. Pledge of Allegiance

4. Public Comments:

None

President Beardsley commented that Public Comments cannot be made regarding personnel matters.

5. Consent Agenda:

Dave Russell made the motion to approve the Consent Agenda as presented. Joe DeRouen seconded the motion and the motion passed 6-0.

6. New Business:

Ms. Padgett presented a High School Update. There was a great start to the year despite the construction. The Car line has been running smooth with all staff assisting with car duty and being proactive. Schedule changes have been slow due to ESchool down time. There are several classes that are full.

Ms. Padgett also presented a handbook and stated gender neutral change is the only major change. Mr. DeRouen stated that are discrepancies between the K-8 and HS handbook and would like them to be consistent. Approving the handbook has been tabled until a consistent one can be presented.

Mr. Young presented a K-8 update. He thanked the PTA for open house. First day of school has gone well and he has great new hires. He thanked the board for the approval of the AP position and the hire of David Skelton. On the 26th of August, the K-8 will be signing the National Anthem at the Arvest Ballpark and ½ pOur roceeds will be given to Music Department.

Ms. Ley discussed the Vision Committee and will be sending emails for dates of meetings.

Ms. Ley discussed and presented a growth opportunity for the High School by bringing the 7th and 8th graders over to the high school in August 2018. This will allow more classes to be formed at the K-8 to accommodate the waiting list. She will be presenting this to the staff and then the public next week.

Ms. Ley reminded the Board and public the ground breaking is set for August 15th at 5 pm.

Our AdvanceEd and Charter Renewal are due by September 28th with final decision on the renewal by the State in January.

7. Discussion of items since publication of the agenda:

– None

8. Personnel: Hiring/Renewal/Promotion/Demotion/Transfer/Non-Renewal/Termination

Board moved to executive session.

After executive session and discussion with Ms. Padgett and Ms. Ley, the Board accepted the resignation of Ms. Barbara Padgett, the High School Principal effective 8/8/17.

9. Adjournment: approximately 9:40 PM

Tony Beardsley, President



ARKANSAS
ARTS ACADEMY
Aspire. Achieve. Advance.

September 7, 2017

Elementary/Middle School Library

Special Board Meeting

1. Call to order at 6:30 p.m
2. Establish a quorum/Roll Call: Howard Alsdorf, Joe Derouen, David Russell, Alicia Knotts, and Asele Mack
3. Pledge of Allegiance

New Business:

4. It was requested that the next monthly board meeting be changed from Tuesday, September 12, 2017 to Wednesday September 13, 2017. It was voted on and approved.
5. Mary Ley, CEO, advised the board that they had 14 applicants for the AAA High School Principal position. The four top applicants were interviewed by two committees consisting of teachers and administration. Heather Wright was unanimously selected. After Ms. Wright presented her ideas for improvement, change and movement toward growth, it was requested that the board approve the placement of Heather Wright as principal of AAA High School. She was approved by a 5-0 board vote.
6. Mary Ley requested that Harrison Kerr be brought on as a new hire to assist/replace Heather Wright as Science teacher. The board approved this decision.
7. The board accepted the resignation of Ann Wiggins, who has resigned due to health issues. It was presented and unanimously accepted that Tamy Pershings contract be terminated effective immediately.
8. The meeting was adjourned at 7:10 p.m.

Tony Beardsley, President

Memorandum

To: Board of Education and Mary Ley
From: Nathalie Brunell, CPA
Date: September 11, 2017
RE: Financial Report for the Period Ending August 31, 2017

Overall

The financial statements reflect 16% of the year completed.

The Academy's cash balance at August 31, 2017 is \$861,069.

Operating Summary

- Year-to-date operation expenses and revenues show operational revenues exceeded expenditures by \$141,840.
- Operation revenue is currently in line with last year, with a small variance of \$175,682.
- Operating expenses are also in line with last year, with a small variance of \$119,348.

Operating Expense Report

Operating expenses are in line with the prior year.

Notes

On the current month's financials, I have not reflected a budget for this year. The budget is in your board packet for review and approval.

Arkansas Arts Academy
Budget to Actual - Summary of All Funds
Two Months Ended August 31, 2017

	Annual Budget	Actual Thru August 31, 2017	% of Budget	Actual Thru August 31, 2016
Revenues				
State Foundation	\$ -	\$ 868,158		\$ 848,716
AR Recognition Grant	-	-		-
Student Growth	-	44,312		74,300
Categorical	-	10,472		10,137
Grants	-	-		-
Other state revenues	-	1,375		-
Other Local Sources				
Operating	-	1,163		168,009
Activity	-	31,794		138,076
Food service	-	16,396		11,471
Facilities Funding	-	34,383		34,461
Federal and state assistance				
Federal Grants	-	(280)		2,957
Food service	-	11,129		-
Total revenues	<u>-</u>	<u>1,018,902</u>		<u>1,288,127</u>
Expenditures				
Current				
Instruction	-	349,810		270,159
Support services	-	452,676		415,553
Other	-	338,832		224,588
Total expenditures	<u>-</u>	<u>1,141,318</u>		<u>910,300</u>
Changes in fund balances	<u>\$ -</u>	<u>(122,416)</u>		<u>377,827</u>
Fund balances, July 1, 2017		<u>983,483</u>		<u>907,026</u>
Fund balances, August 31, 2017		<u>\$ 861,067</u>		<u>\$ 1,284,853</u>

Sixteen Percent of the Year Reported

NOTE/ Above summary represents all funds of the Academy

Arkansas Arts Academy
Budget to Actual - Operating Funds 1, 2, and 4
Two Months Ended August 31, 2017

	Annual Budget	Actual Thru August 31, 2017	% of Budget	Notes	Actual Thru August 31, 2016
Revenues					
State Foundation	\$ -	\$ 868,158			\$ 848,716
AR Recognition Grant	-	-			-
Student Growth	-	44,312			74,300
Categorical	-	10,472			10,137
Grants	-	-			-
Other state revenues	-	1,375			-
Other Local Sources	-	1,163		A	168,009
Total Revenue	-	925,480			1,101,162
Expenses - Function					
Instruction	-	331,641			251,921
Student Services - Students	-	17,598			29,410
Student Services - Instruction	-	25,492			16,204
General Administration	-	49,415			77,505
School Administration	-	55,696			40,509
Central Services	-	96,263			66,328
Maintenance & Operations	-	189,380			177,915
Transportation	-	18,155			2,997
Facilities	-	-			1,503
Other uses	-	-			-
Total Expenditures	-	783,640		B	664,292
Net Revenues over Expenditures	\$ -	141,840			436,870
Fund balances, July 1, 2017		882,325			921,746
Fund balances, August 31, 2017		<u>\$ 1,024,165</u>			<u>\$ 1,358,616</u>

The operating *fund* accounts for the operations of the District, including debt service requirements

Sixteen Percent of the Year Reported

A\ In 2016-17 the Academy received a portion of their grant funds. We anticipate this year's allocation to be in September.

Arkansas Arts Academy
Budget to Actual - Building Fund 3
Two Months Ended August 31, 2017

	Annual Budget	Actual Thru August 31, 2017	% of Budget	Notes	Actual Thru August 31, 2016
Revenues					
Facilities Funding	\$ -	\$ 34,383			\$ 34,461
Total revenues	<u>-</u>	<u>34,383</u>			<u>34,461</u>
Expenditures					
Current					
Instruction	-	-			-
Support services	-	-			-
Other	-	291,985		A	185,934
Total expenditures	<u>-</u>	<u>291,985</u>			<u>185,934</u>
Changes in fund balances	-	(257,602)			(151,473)
Fund balances, July 1, 2017	<u>-</u>	<u>31,477</u>			<u>173,790</u>
Fund balances, August 31, 2017	<u>\$ -</u>	<u>\$ (226,125)</u>			<u>\$ 22,317</u>

NOTES/

The *building fund* accounts for the acquisition of fixed assets or construction of major capital projects.

The Arkansas Arts Academy currently receives facilities funding from the State of Arkansas

A\ Amount represents funds expended to architects. These funds will be reimbursed by the bond funds

Arkansas Arts Academy
Budget to Actual - Federal Fund 6
Two Months Ended August 31, 2017

	Annual Budget	Actual Thru August 31, 2017	% of Budget	Notes	Actual Thru August 31, 2016
Revenues					
Federal and state assistance	\$ -	\$ (280)		A	\$ 2,957
Total revenues	<u>-</u>	<u>(280)</u>			<u>2,957</u>
Expenditures					
Current					
Instruction	-	18,169		B	18,238
Support services	-	677		B	4,685
Other	-	50			-
Total expenditures	<u>-</u>	<u>18,896</u>			<u>22,923</u>
Changes in fund balances	-	(19,176)			(19,966)
Fund balances, July 1, 2017	<u>-</u>	<u>2,890</u>			<u>38,126</u>
Fund balances, August 31, 2017	<u>\$ -</u>	<u>\$ (16,286)</u>			<u>\$ 18,160</u>

NOTES/

The federal fund accounts for the revenue and expenses related to federal programs such as Title I; Title VI-B; Medicaid, etc.

Sixteen Percent of the Year Reported

A\ Amount represents revenue received from various federal agencies. Revenue is received on a reimbursement basis (with the exception of Medicaid). For example, May expenses are not reimbursed until June

B\ Expenses incurred for federal programs. Expenses range from salaries and benefits to supplies and technology to be used in the classroom

Arkansas Arts Academy
Budget to Actual - Activity Fund 7
Two Months Ended August 31, 2017

	Annual Budget	Actual Thru August 31, 2017	% of Budget	Notes	Actual Thru August 31, 2016
Revenues					
Other local revenues	\$ -	\$ 31,794		A/B	\$ 138,076
Total revenues	<u>-</u>	<u>31,794</u>			<u>138,076</u>
Expenditures					
Current					
Instruction	-	-			-
Support services	-	-			-
Other	-	43,624		A	7,285
Total expenditures	<u>-</u>	<u>43,624</u>			<u>7,285</u>
Changes in fund balances	-	(11,830)			130,791
Fund balances, July 1, 2017	<u>-</u>	<u>66,791</u>			<u>43,342</u>
Fund balances, August 31, 2017	<u>\$ -</u>	<u>\$ 54,961</u>			<u>\$ 174,133</u>

NOTES/

The activity fund accounts for revenues generated from fundraising activities; student fees, athletic gates and donations. Expenses are used for various student activities; scholarships, etc.

Sixteen Percent of the Year Reported

A\ Amounts can vary from year to year based on the schools fundraising activities

B\ Amount includes deposit for the sale of the I Pads in the amount of 89609.00. These funds will be used to offset the cost of the Chrome books.

Arkansas Arts Academy
Budget to Actual - Food Service Fund 8
Two Months Ended August 31, 2017

	Annual Budget	Actual Thru August 31, 2017	% of Budget	Notes	Actual Thru August 31, 2016
Revenues					
Other local revenues	\$ -	\$ 16,396		A	\$ 11,471
Federal and state assistance	-	11,129		B	-
Total revenues	<u>-</u>	<u>27,525</u>			<u>11,471</u>
Expenditures					
Current					
Instruction	-	-			-
Support services	-	-			-
Other	-	3,173		C	29,866
Total expenditures	<u>-</u>	<u>3,173</u>			<u>29,866</u>
Changes in fund balances	-	24,352			(18,395)
Fund balances, July 1, 2017	-	-			-
Fund balances, August 31, 2017	<u>\$ -</u>	<u>\$ 24,352</u>			<u>\$ (18,395)</u>

NOTES/

The food service fund accounts for transactions related to the food service program of the District.

Sixteen Percent of the Year Reported

A\ Other local revenue consists of fees charged to students and staff for food

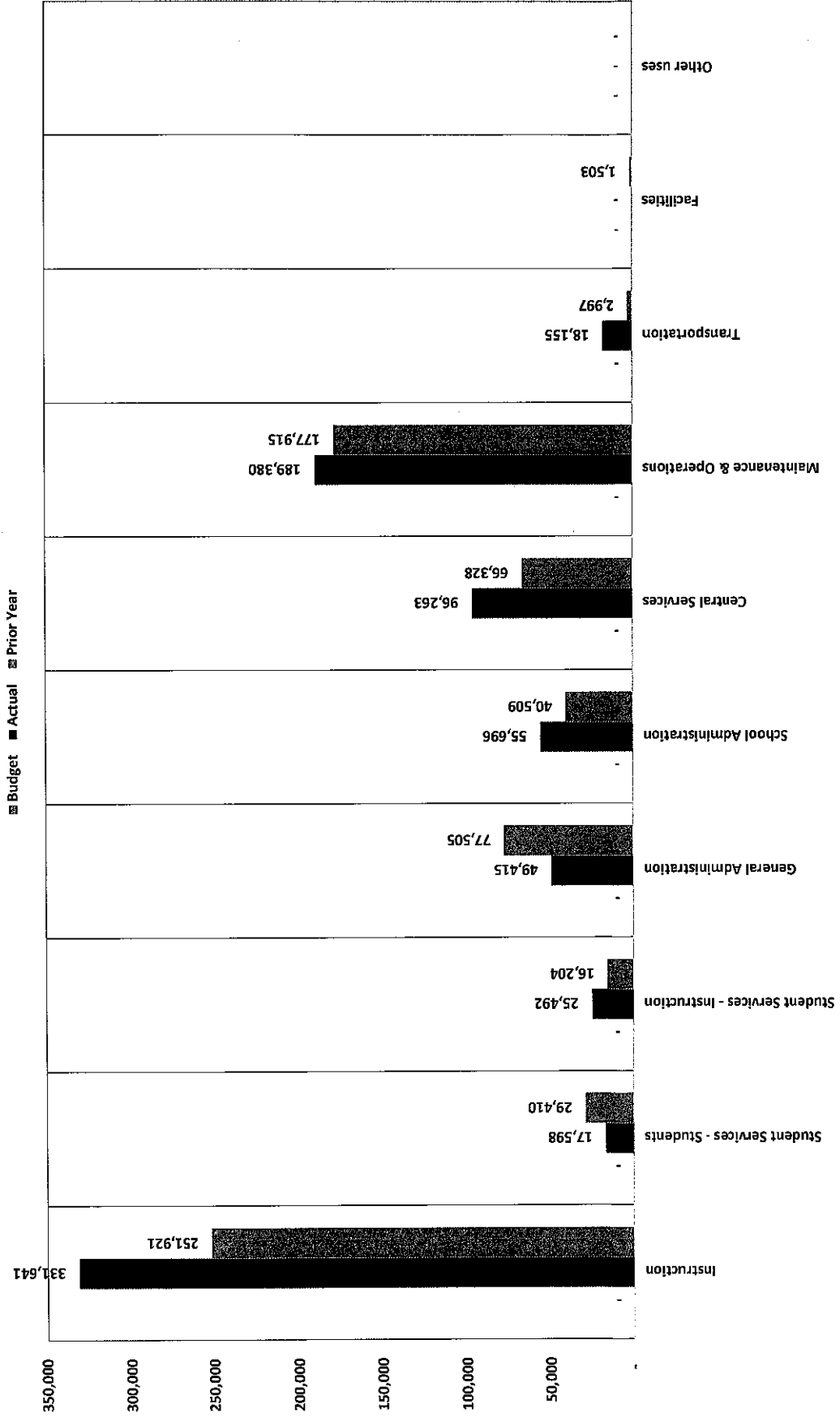
B\ Amount represents federal reimbursements for free/reduced students

C\ Amount represents expenses paid for salaries, food costs and cafeteria supplies

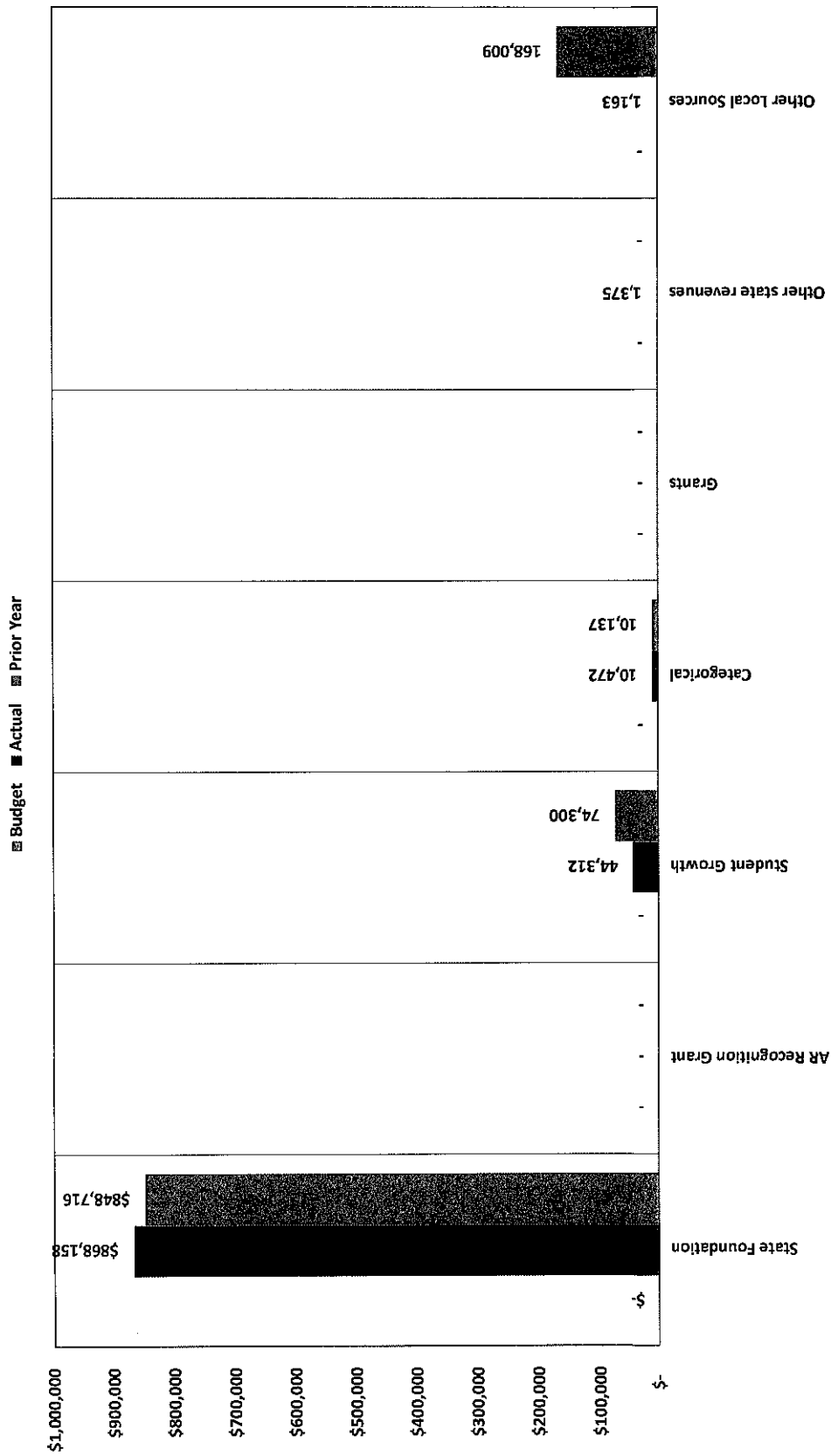
Arkansas Arts Academy
Operating Expenses (Does not include Building/Federal or Food Service)
Two Months Ended August 31, 2017

	Annual Budget	Year To Date August 31, 2017	Percentage Of Actual to Budget	Notes	Year To Date August 31, 2016
61110 Certified Salaries	\$ -	\$ 276,946			\$ 244,060
61120 Classified Salaries	\$ -	\$ 53,268			\$ 47,215
61500 Bonus	\$ -	\$ -			\$ -
61700 Substitutes	\$ -	\$ -			\$ -
62XX0 Crt & Cls Benefits	\$ -	\$ 94,298			\$ 69,698
63200 Instructional Services/Substitutes	\$ -	\$ 34,650			\$ 23,835
63310 Professional Development	\$ -	\$ 3,000			\$ -
63430 Accounting	\$ -	\$ -			\$ -
63440 Legal	\$ -	\$ 239			\$ -
63490 Other Professional Services	\$ -	\$ 2,360			\$ 70
63900 Other Purchase Service	\$ -	\$ 3,223			\$ 5,426
64100 Water & Sewer	\$ -	\$ 515			\$ 1,513
64210 Sanitation	\$ -	\$ 2,788			\$ 4,916
64230 Cleaning Services	\$ -	\$ 34,314			\$ 34,989
64240 Lawn Care	\$ -	\$ 2,850			\$ 873
64300 Repairs & Maintenance	\$ -	\$ 14,561			\$ 7,013
64400 Rental	\$ -	\$ 104,926			\$ 92,783
64420 Other Purchase Property	\$ -	\$ 18,987			\$ 8,379
65210 Property & Liability Insurance	\$ -	\$ 18,279			\$ 51,813
65310 Telephone	\$ -	\$ 485			\$ 2,428
65320 Postage	\$ -	\$ 71			\$ 24
65400 Advertising	\$ -	\$ 1,400			\$ -
65500 Printing & Binding	\$ -	\$ 799			\$ -
65800 Travel/Meals/Lodging	\$ -	\$ 3,094			\$ 2,488
66100 General Supplies & Materials	\$ -	\$ 39,484			\$ 31,729
66210 Natural Gas	\$ -	\$ 421			\$ 584
66220 Electricity	\$ -	\$ 15,495			\$ 17,499
66260 Gas	\$ -	\$ 1,320			\$ -
66410 Textbooks	\$ -	\$ 273			\$ -
66420 Library Books & Periodicals	\$ -	\$ -			\$ 30
66500 Technology Supplies	\$ -	\$ 12,677			\$ -
66510 Software	\$ -	\$ 16,799			\$ 820
66900 Other Supplies-Tech	\$ -	\$ -			\$ -
67000 Bldg & Land Improvement	\$ -	\$ -			\$ -
67320 Vehicles	\$ -	\$ -			\$ -
67330 Furniture	\$ -	\$ -			\$ -
673XX Technology Hardware/Software	\$ -	\$ 10,959			\$ -
68100 Dues & Fees	\$ -	\$ 15,159			\$ 16,107
68900 Misc Expenditures	\$ -	\$ -			\$ 2,892
69000 Other Uses of Funds	\$ -	\$ -			\$ -
	<u>\$ -</u>	<u>\$ 783,640</u>			<u>\$ 667,184</u>

Budget to Actual - Operating Funds 1, 2 and 4 Expenditures Thru August 31, 2017



Budget to Actual - Operating Funds 1, 2 and 4 Revenues thru August 31, 2017



Arkansas Arts Academy
 Enrollment Report
 July 10, 2017

Grade	11-Aug-16	5/5/2017	8/1/2017	9/7/2017	Waiting List 2017/18
Kinder	59	60	60	60	84
1st	60	61	60	62	42
2nd	60	60	63	63	65
3rd	59	60	60	63	50
4th	64	67	64	64	45
5th	63	60	70	68	62
Sub Total Elem	365	368	377	380	348
6th	67	67	64	64	29
7th	65	66	64	60 (calling to fill 4)	34
8th	63	63	64	62 (calling to fill 2)	20
Sub Total MS	195	196	192	186	83
Total EMS	560	564	569 up 5 Students	566 down 3 Students	572
9th	62	59	74	69	1
10th	51	51	67	54	1 (moving to AR)
11th	58	54	61	56	1 (moving to AR)
12th	57	51	52	49	0
Sub Total HS	228	215	254 up 38 Students	228 down 26 Students	2
Total AAA	788	779	823 up 44 students	794 down 29 students	372



To: Board of Education
From: Nathalie Brunell, CFO
CC: Mary Ley, CEO
Date: September 7, 2017
Re: Salary Schedule

Each year, we are required to provide the Board of Education our salary schedules.

Attached please find the salary schedules for the 2017-18 fiscal year.

The only modifications made were to add the assistant principal position and the hourly rates we pay for bus drivers and maintenance personnel. We have also eliminated our cafeteria salary schedule since these individuals are now outsourced.

I have also modified the presentation to look more professional on the website.



**ARKANSAS
ARTS ACADEMY**
Aspire. Achieve. Advance.

2017-18 Administrator Salary Schedule - 230 Days

Years	Principal	Assistance Principal	Technology Director	Chief Financial Officer
1	59,700	61,600	35,221	46,807
2	60,197	61,970	35,749	47,509
3	60,695	62,340	36,277	48,211
4	61,192	62,710	36,805	48,913
5	62,685	63,080	37,333	49,615
6	63,182	63,450	37,861	50,317
7	63,680	63,820	38,389	51,019
8	64,177	64,190	38,917	51,721
9	64,675	64,560	39,445	52,423
10	65,670	64,930	39,973	53,125
11	67,660	65,300	40,501	53,827
12	68,157	65,670	41,029	54,529
13	68,655	66,040	41,557	55,231
14	69,152	66,410	42,085	55,933
15	70,147	66,780	42,613	56,635
16	70,645	67,150	43,141	57,337
17	71,114	67,520	43,669	58,039
18	71,640	67,890	44,197	58,741
19	72,635	68,260	44,725	59,443
20	73,630	68,630	45,253	60,145
21	74,127	69,000	45,781	60,847
22	74,625	69,370	46,309	61,549
23	75,122	69,740	46,837	62,251
24	75,620	70,110	47,365	62,953
25	76,615	70,480	47,893	63,655
26	77,610	70,850	48,421	64,357
27	78,605	71,220	48,949	65,059
28	79,600	71,590	49,477	65,761
29		71,800	50,005	66,463



**ARKANSAS
ARTS ACADEMY**
Aspire. Achieve. Advance.

**2017-18 Classified Salary Schedule - Office Assistants/Bus/Maint
230 Days**

Years	EMS Secretary	HS Secretary	Admin Secretary	Bus Hrly	Mainteance Hrly
1	20,175	20,175	25,950	\$15.00 - \$20.00	\$12.00 - \$15.00
2	20,478	20,478	26,336		
3	20,781	20,781	26,722		
4	21,084	21,084	27,108		
5	21,387	21,387	27,494		
6	21,690	21,690	27,880		
7	21,993	21,993	28,266		
8	22,296	22,296	28,652		
9	22,599	22,599	29,038		
10	22,902	22,902	29,424		
11	23,205	23,205	29,810		
12	23,508	23,508	30,196		
13	23,811	23,811	30,582		
14	24,114	24,114	30,968		
15	24,417	24,417	31,354		
16	24,720	24,720	31,740		
17	25,023	25,023	32,126		
18	25,326	25,326	32,512		
19	25,629	25,629	32,898		
20	25,932	25,932	33,284		
21	26,235	26,235	33,670		
22	26,538	26,538	34,056		
23	26,841	26,841	34,442		
24	27,144	27,144	34,828		
25	27,447	27,447	35,214		
26	27,750	27,750	35,600		
27	28,053	28,053	35,986		
28	28,356	28,356	36,372		
29	28,659	28,659	36,758		



ARKANSAS ARTS ACADEMY

Aspire. Achieve. Advance.

2017-18 Classified Salary Schedule - Nurses/Aides 180 Days

Years	Comp Lab	Nurse RN	Nurse LPN	ParaPro	Adm Aide	Nurse OCNA
1	15,170	24,682	18,369	13,397	14,774	13,397
2	15,398	25,052	19,645	13,598	14,996	13,598
3	15,626	25,422	19,921	13,799	15,218	13,799
4	15,854	25,792	20,197	14,000	15,440	14,000
5	16,082	26,162	20,473	14,201	15,662	14,201
6	16,310	26,532	20,749	14,402	15,884	14,402
7	16,538	26,902	21,025	14,603	16,106	14,603
8	16,766	27,272	21,301	14,804	16,328	14,804
9	16,994	27,642	21,577	15,005	16,550	15,005
10	17,222	28,012	21,853	15,206	16,772	15,206
11	17,450	28,382	22,129	15,407	16,994	15,407
12	17,678	28,752	22,405	15,608	17,216	15,608
13	17,906	29,122	22,681	15,809	17,438	15,809
14	18,134	29,492	22,957	16,010	17,660	16,010
15	18,362	29,862	23,233	16,211	17,882	16,211
16	18,590	30,232	23,509	16,412	18,104	16,412
17	18,818	30,602	23,785	16,613	18,326	16,613
18	19,046	30,972	24,061	16,814	18,548	16,814
19	19,274	31,342	24,337	17,015	18,770	17,015
20	19,502	31,712	24,613	17,216	18,992	17,216
21	19,730	32,082	24,889	17,417	19,214	17,417
22	19,958	32,452	25,165	17,618	19,436	17,618
23	20,186	32,822	25,441	17,819	19,658	17,819
24	20,414	33,192	25,717	18,020	19,880	18,020
25	20,642	33,562	25,993	18,221	20,102	18,221
26	20,870	33,932	26,269	18,422	20,324	18,422
27	21,098	34,302	26,545	18,623	20,546	18,623
28	21,326	34,672	26,821	18,824	20,768	18,824
29	21,554	35,042	27,097	19,025	20,990	19,025

**Arkansas Arts Academy
2017 - 18 Budget**

	Budget 2017 - 18	Actual 2016-17
State Aid	\$ 5,208,948	\$ 5,092,298
AR Recognition	-	11,550
Student Growth	60,000	64,250
Professional Development	19,960	19,960
English Language Learners (ELL)	11,000	10,923
National School Lunch (NSL)	111,512	111,512
Title IA	76,379	50,105
Title IIA	14,037	25,761
Title VI - B	121,084	140,233
ARMAC/Medicaid	32,000	10,659
Special Education	3,350	10,565
Facilities Funding	350,000	408,581
Other State Revenues	7,375	8,484
Grants	829,652	596,681
Other Local Revenues	2,721	8
Food Service	233,500	256,572
	<u>\$ 7,081,518</u>	<u>\$ 6,818,142</u>
Certified Salaries	\$ 3,042,469	\$ 2,722,924
Classified Salaries	402,793	550,491
Bonus	-	81,750
Crt & Cls Benefits	864,766	926,205
Instructional Services/Substitutes	114,512	108,101
Professional Development	18,037	37,000
Pupil Services	62,122	91,055
Accounting	28,000	26,922
Legal	5,000	6,446
Other Professional Services	136,462	60,227
Other Purchase Service	17,000	18,084
Water & Sewer	9,000	8,073
Sanitation	19,000	18,484
Cleaning Services	230,000	212,620
Lawn Care	11,400	11,487
Repairs & Maintenance	50,000	94,769
Rental	1,055,520	682,378
Property & Liability Insurance	64,500	72,584
Telephone	27,000	25,898
Postage	1,200	352
Advertising	3,100	40,414
Printing & Binding	33,500	992
Travel/Meals/Lodging	47,660	22,925
General Supplies & Materials	248,825	315,435
Natural Gas	20,000	18,014
Electricity	92,000	89,566
Student Transportation	12,602	6,195
Food Service	235,500	103,257
Textbooks	500	31,346
Library Books & Periodicals	5,000	30
Technology Supplies	200,000	178,443
Software	800	22,683
Bldg & Land Improvement	-	402,579
Dues & Fees	23,250	58,269
Misc Expenditures	-	119
Other Uses of Funds	-	-
	<u>\$ 7,081,518</u>	<u>\$ 7,046,117</u>



ARKANSAS
ARTS ACADEMY
Aspire. Achieve. Advance.

To: Board of Education
From: Nathalie Brunell, CFO
CC: Mary Ley, CEO
Date: September 7, 2017
Re: 5% Salary Increase

Each year, we are required to provide the Board of Education a report comparing the history of our employee salaries for the 2 prior year, and provide an explanation for any increase over 5%.

Attached please find the report comparing 2015-16 to 2016-17 with explanations for the variance.

Arkansas Arts Academy
ACT 1120 5% Salary Increases
Fiscal Year 2015-16 Compared to 2016-17

Last Name	First Name	Total Salary for Paydates Between Jul 1, 2015 and Jun 30, 2016	Total Salary for Paydates Between Jul 1, 2016 and Jun 30, 2017	Dollar Amount Change	Percentage Change	Explanations
DALE	JAMIE	8,779.04	36,749.92	27,970.88	319%	Full Time in 2016-17
YOUNG	ERVIN	21,715.52	90,000.00	68,284.48	314%	Full Time in 2016-17
TURNER	SUSAN	1,024.04	4,074.98	3,050.94	298%	Full Time in 2016-17
PAPPAS	LESLIE	12,884.18	51,013.16	38,128.98	296%	Full Time in 2016-17
BRUNELL	NATHALIE	30,854.21	67,463.00	36,608.79	119%	Full Time in 2016-17
PRICE	JOY	21,068.42	42,500.00	21,431.58	102%	Full Time in 2016-17
NELSON	SHARON	3,872.44	7,583.49	3,711.05	96%	Full Time in 2016-17
ZEHM	WILMA	14,895.06	27,051.20	12,156.14	82%	Change in position
ZUPAN	DEBORAH	21,515.98	37,693.63	16,177.65	75%	Full Time in 2016-17
RICHARDSON	ADAM	19,309.96	27,539.79	8,229.83	43%	Change in Position; # of days
LEWIS	PAMELA	16,851.57	23,059.41	6,207.84	37%	Change in Position; # of days
SINGLETON	DAVID	36,500.00	48,900.00	12,400.00	34%	Salary Increase
GREGORY	DARLENE	31,240.73	41,459.85	10,219.12	33%	bonus; step; Overtime
SHRESTHA	TRACY	9,464.21	11,623.94	2,159.73	23%	Change in Position
EOFF	LAUREN	34,599.67	40,649.92	6,050.25	17%	Full Time in 2016-17
KLUTTS	DEBBORA	15,936.70	18,711.35	2,774.65	17%	bonus; step; Overtime
BLAND	TERRY	24,428.61	28,352.46	3,923.85	16%	bonus; step; Overtime
MORGAN	MARIBEL	21,564.36	24,839.87	3,275.51	15%	Increase in Days Worked; bonus
PADGETT	BARBARA	76,121.92	81,500.00	5,378.08	7%	Salary Increase
RICKE	NITA	15,872.94	16,835.98	963.04	6%	Step plus overtime

Homeschooled Academic Participation

Arkansas Arts Academy will permit a local homeschooled student to participate in academic classes. The student must comply with other requirements applicable to all students.