



ARKANSAS
ARTS ACADEMY
Aspire. Achieve. Advance.

Monday, March 13, 2017
High School PAC 6:30 pm

1. Call to order at 6:30 pm
2. Establish quorum/Roll Call: Present Howard Alsdorf, Tony Beardsley, Joe DeRouen, Asele Mack and Dave Russell. Absent: Alicia Knotts and Anthony Porche
3. Pledge of Allegiance
4. Comments from the Public: None
5. Consent Agenda:
 - Approve minutes from February, Regular School Board Meeting: Tony Beardsley ask for a motion to accept the Consent Agenda, Howard Alsdorf made a motion and second by Dave Russell and the motion carried in 4 – 0 vote
 - Enrollment Report is attached.
6. New Business
7. Audit Report: John Evans from Beall Barkley presented our Independent Auditor's Report for June 30, 2016. He stated we met all standards and had a "Clean Audit" Tony Beardsley ask for a motion to accept the Audit Report, Dave Russell made a motion and second by Joe De Rouen and the motion carried in 4 – 0 vote. Mary Ley shared how hard Nathalie Brunell has been working to provide Arkansas Arts Academy needs.
 - Principal Board Report – Matt Young (K8): Mr. Young was unable to attend so Barb Padgett shared his report. Matt is doing a survey of staff, students and parents and will share the results at our next meeting. Our Robotics Team qualified for World and all four of our teams are going to state.
 - Barb Padgett (HS): Barb shared that our high school scored 4th in the state for English/Language on the ACT Aspire and overall scored 7th Best High School in the state. The High School will be hosting its 11th Showcase tomorrow night from 6 – 8 pm. Our 8th graders will be visiting the high school tomorrow. Thursday will be High School night at Crystal Bridges and performances will begin at 6:30 pm. Friday the Physics classes will be going to Silver Dollar City to study roller coaster physics. Michael Gann has been accepted to the Joffrey Ballet. 1 of our students has been accepted to Cal State Fullerton's Dance program. 2 of our students have been accepted to the Kansas City Institute of Art and another of our students has been accepted to "Full Sail" to study for a Technology Degree.
 - Barrett Johnson: Dr. Johnson spoke on his vision for the Fine Arts Program at Arkansas Arts Academy and shared his qualifications and background for the Board.
 - John Hines – Internet Safety Policy: John shared our Internet Safety Policy. He shared about the filters supplied by the State of Arkansas and Cisco Web Security. Mary Ley shared how


hard John has been working in upgrading our Chromebooks and providing the needs of our staff.

8. Discussion of items since publication of the agenda: Mary Ley shared that our Board elections are coming up next month and APSRC said we were eligible to hold our elections on line, after discussing the pros and cons of voting on line the board decided that they would like to postpone on line voting till next year due to time constraints. Mary Ley shared that our new Web Site will be rolled out next month and is awesome, and will provide access to teacher sites with a homework option.

9. Personnel: Hiring/Renewal/Promotion/Demotion/Transfer/Non-Renewal/Termination) The following contracts were presented: Evan Zupan, SPED Aide and Bus Driver. Tony Beardsley ask for a motion to accept the contract, Dave Russell made a motion and second by Howard Alsdorf and the motion carried in 4 – 0 vote. John Hines, Director of Technology, Tony Beardsley ask for a motion to accept the contract, Dave Russell made a motion and second by Howard Alsdorf and the motion carried in 4 – 0 vote. Barrett Johnson, Director of Fine Arts, Tony Beardsley ask for a motion to accept the contract, Joe DeRouen made a motion and second by Howard Alsdorf and the motion carried in 4 – 0 vote. Erin Jorgenson, 5th Grade Teacher, , Tony Beardsley ask for a motion to accept the contract, Joe DeRouen made a motion and second by Howard Alsdorf and the motion carried in 4 – 0 vote. Lanie Many, 3rd Grade Teacher, , Tony Beardsley ask for a motion to accept the contract Howard Alsdorf made a motion and second by Dave Russell and the motion carried in 4 – 0 vote.

10. Adjournment: Tony Beardsley ask for a motion to adjourn the meeting, Dave Russell made a motion and second by Joe DeRouen and the motion carried in 4 – 0 vote. The meeting was adjourned at 7:32 pm

11. Upcoming Event Calendar are attached.

A handwritten signature in blue ink, appearing to read "Tony Beardsley", is written over a large, light blue oval background.

Tony Beardsley, President



ARKANSAS
ARTS ACADEMY
Aspire. Achieve. Advance.

Monday, March 13, 2017

1. Call to order
2. Establish quorum/Roll Call
3. Pledge of Allegiance
4. Comments from the Public
5. Consent Agenda
- Approve minutes from February, Regular School Board Meeting
- Enrollment Report

6. New Business
 - Audit Report
 - Principal Board Report – Matt Young (K8) Barb Padgett (HS)
 - Barrett Johnson
 - John Hines – Internet Safety Policy
7. Discussion of items since publication of the agenda

8. Executive Session - Personnel: Hiring/Renewal/Promotion/Demotion/Transfer/Non-Renewal/Termination)
9. Adjournment

10. Upcoming Event Calendar

Arkansas Arts Academy
Enrollment Report
April 7, 2017

Grade	4/6/2017	3/30/2016	Difference of:	Waiting List 2017/18
Kinder	60	59	Plus 1	77
1st	61	61	0	26
2nd	60	60	0	51
3rd	60	60	0	38
4th	67	63	Plus 4	34
5th	61	63	Minus 2	43
Sub Total Elem	369	366	Plus 3	269
6th	67	67	0	19
7th	66	66	0	25
8th	64	62	Plus 2	14
Sub Total MS	197	195	Plus 2	58
Total EMS	566	561	Plus 5	327
9th	59	59	0	0
10th	51	50	Plus 1	0
11th	56	55	Plus 1	0
12th	51	55	Minus 4	0
Sub Total HS	217	219	Minus 2	0
Total AAA	783	780	Plus 3	327

Memorandum

To: Board of Education and Mary Ley

From: Nathalie Brunell, CPA

Date: March 8, 2017

RE: Financial Report for the Period Ending February 28, 2017

Overall

The financial statements reflect 67% of the year completed.

The Academy's cash balance at February 28, 2017 is \$1,601,866.

Operating Summary

- Year-to-date operation revenues exceeded expenditures by \$600,601, which is due to grant proceeds of \$400,000 received from the Walton Family Foundation.
- Operation revenue is currently more than last year with a variance of \$360,637, due to the Walton Family Foundation Grant.
- Operating expenses increased over the prior year by \$287,436. We paid a portion of the staff bonuses in November before the holiday break, which amounted to \$40,750; paid New Design School in full \$20,000; upgrade of chrome books.

Operating Expense Report

Operating expenses are in line with the prior year with very little variances.

Arkansas Arts Academy

Budget to Actual - Summary of All Funds
Eight Months Ended February 28, 2017

	Annual Budget	Actual Thru February 28, 2017	% of Budget	Actual Thru February 28, 2016
Revenues				
State Foundation	\$ 5,092,298	\$ 3,394,864	66.7%	\$ 3,325,490
AR Recognition Grant	-	-		-
Student Growth	-	11,963		64,064
Categorical	140,409	101,845	72.5%	119,834
Grants	-	-		-
Other state revenues	6,932	7,462	107.6%	20,499
Other Local Sources				
Operating	168,901	594,898	352.2%	220,508
Activity	90,000	207,746	230.8%	25,097
Food service	124,500	87,917	70.6%	93,500
Facilities Funding	-	236,909		249,647
Federal and state assistance				
Federal Grants	232,635	97,095	41.7%	175,593
Food service	150,000	72,384	48.3%	50,888
Total revenues	6,005,675	4,813,083		4,345,120
Expenditures				
Current				
Instruction	3,709,962	1,990,193	53.6%	2,029,073
Support services	1,989,316	1,659,478	83.4%	1,358,754
Other	306,397	712,820	232.6%	308,755
Total expenditures	6,005,675	4,362,491		3,696,582
Changes in fund balances	\$ -	450,592		648,538
Fund balances, July 1, 2016		1,175,799		907,026
Fund balances, February 28, 2017		\$ 1,626,391		\$ 1,555,564

Sixty-Seven Percent of the Year Reported

NOTE/ Above summary represents all funds of the Academy

Arkansas Arts Academy
Budget to Actual - Operating Funds 1, 2, and 4
Eight Months Ended February 28, 2017

	Annual Budget	Actual Thru February 28, 2017	% of Budget	Notes	Actual Thru February 28, 2016
Revenues					
State Foundation	\$ 5,092,298	\$ 3,394,864	66.7%		\$ 3,325,490
AR Recognition Grant	-	-			-
Student Growth	-	11,963		A	64,064
Categorical Grants	140,409	101,845	72.5%		119,834
Other state revenues	6,932	7,462	107.6%		20,499
Other Local Sources	258,901	594,898	229.8%		220,508
Total Revenue	<u>5,498,540</u>	<u>4,111,032</u>			<u>3,750,395</u>
Expenses - Function					
Instruction	3,586,027	1,894,082	52.8%		1,930,682
Student Services - Students	111,115	120,589	108.5%		39,671
Student Services - Instruction	92,460	62,971	68.1%		57,430
General Administration	93,650	220,443	235.4%		126,572
School Administration	152,119	209,279	137.6%		144,354
Central Services	217,268	223,163	102.7%		91,426
Maintenance & Operations	1,179,000	746,715	63.3%		803,834
Transportation	31,600	31,486	99.6%		19,082
Facilities	-	1,703			7,053
Other uses	-	-			2,891
Total Expenditures	<u>5,463,239</u>	<u>3,510,431</u>		B	<u>3,222,995</u>
Net Revenues over Expenditures	<u>\$ 35,301</u>	<u>600,601</u>			<u>527,400</u>
Fund balances, July 1, 2016		<u>920,541</u>			<u>872,685</u>
Fund balances, February 28, 2017		<u>\$ 1,521,142</u>			<u>\$ 1,400,085</u>

The operating *fund* accounts for the operations of the District, including debt service requirements

Sixty-Seven Percent of the Year Reported

A) In 2015-16 the Academy had to reimburse the state for excess funding. We will again this year, but do not have the amount as of yet.

B) In 2016-17 I will be making changes to how items were coded in the past, overall our expenditures at this time are comparable to prior year

Arkansas Arts Academy
 Budget to Actual - **Building Fund 3**
 Eight Months Ended February 28, 2017

	Annual Budget	Actual Thru February 28, 2017	% of Budget	Notes	Actual Thru February 28, 2016
Revenues					
Facilities Funding	\$ -	\$ 236,909			\$ 249,647
Total revenues	<u>-</u>	<u>236,909</u>			<u>249,647</u>
Expenditures					
Current					
Instruction	-	-			-
Support services	-	-			-
Other	-	309,934		B	81,656
Total expenditures	<u>-</u>	<u>309,934</u>			<u>81,656</u>
Changes in fund balances	-	(73,025)			167,991
Fund balances, July 1, 2016	<u>-</u>	<u>173,790</u>			<u>-</u>
Fund balances, February 28, 2017	<u>\$ -</u>	<u>\$ 100,765</u>			<u>\$ 167,991</u>

NOTES/

The *building fund* accounts for the acquisition of fixed assets or construction of major capital projects.

The Arkansas Arts Academy currently receives facilities funding from the State of Arkansas

Arkansas Arts Academy
Budget to Actual - Federal Fund 6
Eight Months Ended February 28, 2017

	Annual Budget	Actual Thru February 28, 2017	% of Budget	Notes	Actual Thru February 28, 2016
Revenues					
Federal and state assistance	\$ 232,635	\$ 97,095	41.7%	A	\$ 175,593
Total revenues	<u>232,635</u>	<u>97,095</u>			<u>175,593</u>
Expenditures					
Current					
Instruction	123,935	96,111	77.5%	B	98,391
Support services	112,104	44,832	40.0%	B	76,385
Other	-	3,141			<u>13,812</u>
Total expenditures	<u>236,039</u>	<u>144,084</u>			<u>188,588</u>
Changes in fund balances	(3,404)	(46,989)			(12,995)
Fund balances, July 1, 2016	-	38,126			<u>2,345</u>
Fund balances, February 28, 2017	<u>\$ (3,404)</u>	<u>\$ (8,863)</u>			<u>\$ (10,650)</u>

NOTES/

The *federal fund* accounts for the revenue and expenses related to federal programs such as Title I; Title VI-B; Medicaid, etc.

Sixty-Seven Percent of the Year Reported

A\ Amount represents revenue received from various federal agencies. Revenue is received on a reimbursement basis (with the exception of Medicaid). For example, May expenses are not reimbursed until June

B\ Expenses incurred for federal programs. Expenses range from salaries and benefits to supplies and technology to be used in the classroom

Arkansas Arts Academy
 Budget to Actual - **Activity** Fund 7
 Eight Months Ended February 28, 2017

	Annual Budget	Actual Thru February 28, 2017	% of Budget	Notes	Actual Thru February 28, 2016
Revenues					
Other local revenues	\$ -	\$ 207,746		A/B	\$ 25,097
Total revenues	<u>-</u>	<u>207,746</u>			<u>25,097</u>
Expenditures					
Current					
Instruction	-	-			-
Support services	-	-			-
Other	-	194,239		A	14,843
Total expenditures	<u>-</u>	<u>194,239</u>			<u>14,843</u>
Changes in fund balances	-	13,507			10,254
Fund balances, July 1, 2016	<u>-</u>	<u>43,342</u>			<u>31,996</u>
Fund balances, February 28, 2017	<u>\$ -</u>	<u>\$ 56,849</u>			<u>\$ 42,250</u>

NOTES/

The *activity fund* accounts for revenues generated from fundraising activities; student fees, athletic gates and donations. Expenses are used for various student activities; scholarships, etc.

Sixty-Seven Percent of the Year Reported

A\ Amounts can vary from year to year based on the schools fundraising activities

B\ Amount includes deposit for the sale of the I Pads in the amount of 89609.00. These funds will be used to offset the cost of the Chrome books.

Arkansas Arts Academy
Budget to Actual - Food Service Fund 8
Eight Months Ended February 28, 2017

	Annual Budget	Actual Thru February 28, 2017	% of Budget	Notes	Actual Thru February 28, 2016
Revenues					
Other local revenues	\$ 124,500	\$ 87,917	70.6%	A	\$ 93,500
Federal and state assistance	<u>150,000</u>	<u>72,384</u>	48.3%	B	<u>50,888</u>
Total revenues	<u>274,500</u>	<u>160,301</u>			<u>144,388</u>
Expenditures					
Current					
Instruction	-	-			-
Support services	-	-			-
Other	<u>306,397</u>	<u>203,803</u>	66.5%	C	<u>188,500</u>
Total expenditures	<u>306,397</u>	<u>203,803</u>			<u>188,500</u>
Changes in fund balances	(31,897)	(43,502)			(44,112)
Fund balances, July 1, 2016	<u>-</u>	<u>-</u>			<u>-</u>
Fund balances, February 28, 2017	<u>\$ (31,897)</u>	<u>\$ (43,502)</u>			<u>\$ (44,112)</u>

NOTES/

The *food service fund* accounts for transactions related to the food service program of the District.

Sixty-Seven Percent of the Year Reported

A\ Other local revenue consists of fees charged to students and staff for food

B\ Amount represents federal reimbursements for free/reduced students

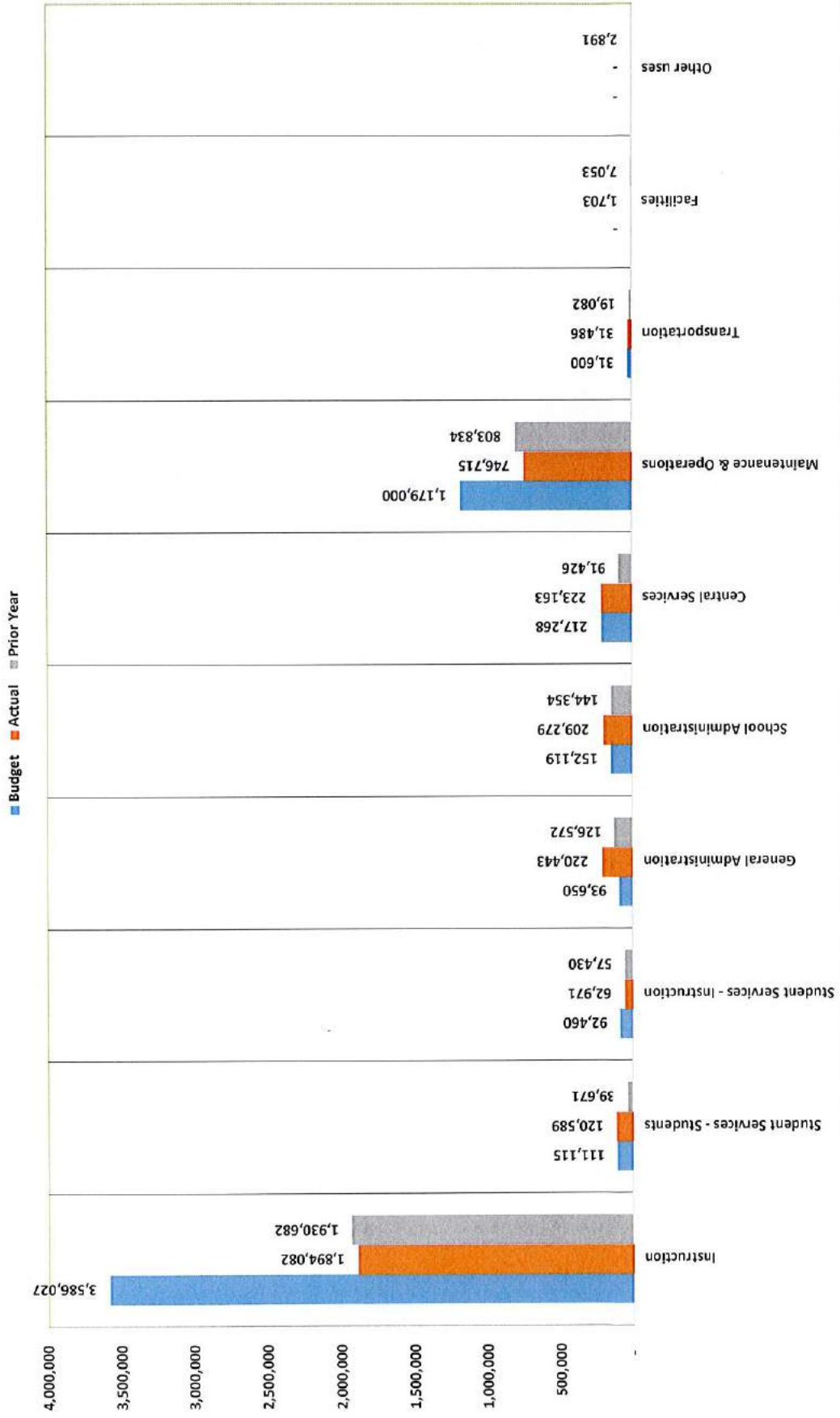
C\ Amount represents expenses paid for salaries, food costs and cafeteria supplies

Arkansas Arts Academy

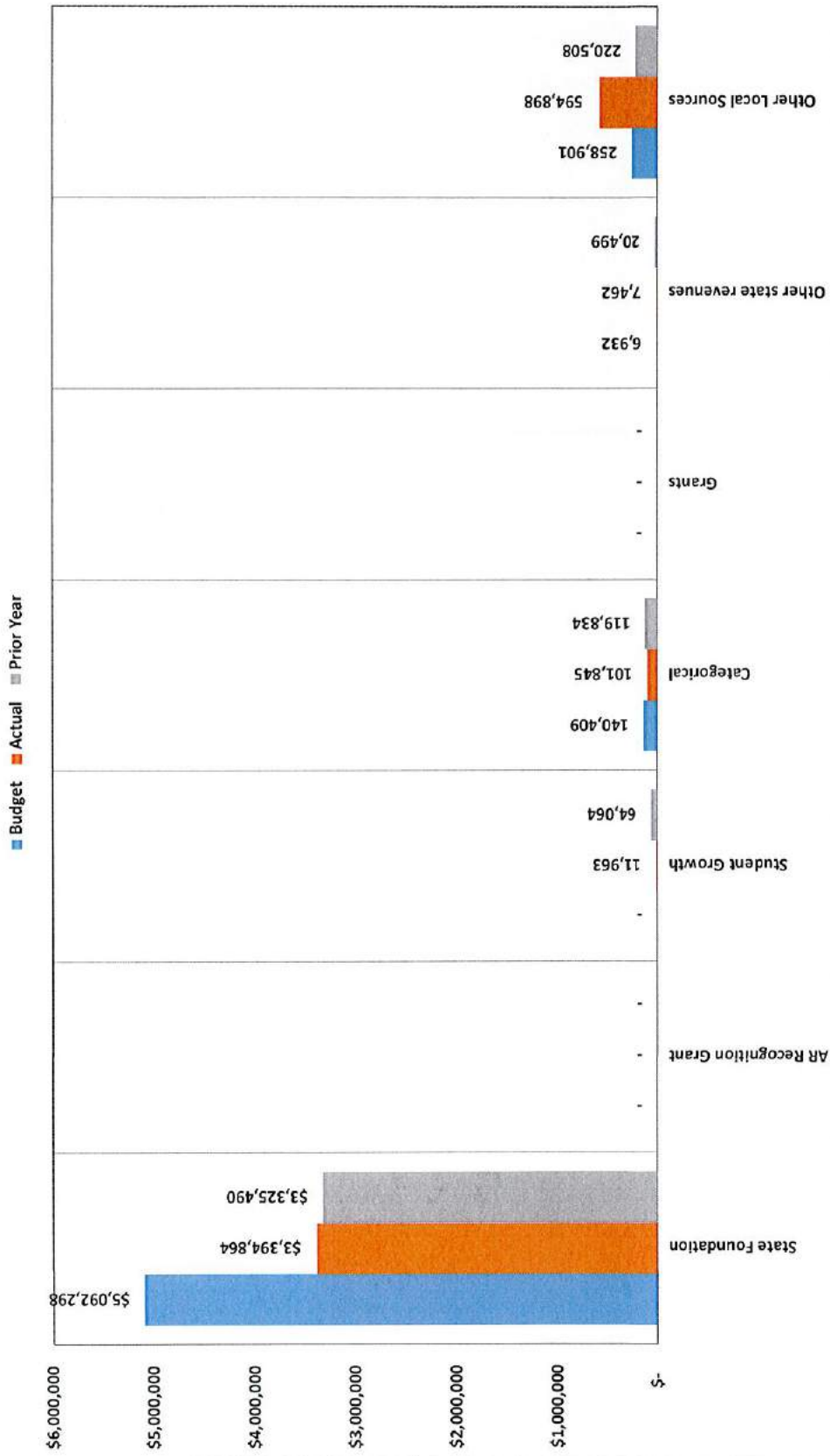
Operating Expenses (Does not include Building/Federal or Food Service)
Eight Months Ended February 28, 2017

	Annual Budget	Year To Date February 28, 2017	Percentage Of Actual to Budget	Notes	Year To Date February 28, 2016
61110 Certified Salaries	\$ 2,500,688	\$ 1,569,406	62.8%		\$ 1,517,857
61120 Classified Salaries	\$ 432,307	\$ 243,449	56.3%		\$ 181,228
61500 Bonus	\$ 95,000	\$ 40,750	42.9%		\$ -
61700 Substitutes	\$ 5,000	\$ -	0.0%		\$ -
62XX0 Crt & Cls Benefits	\$ 690,470	\$ 486,381	70.4%		\$ 427,621
63200 Instructional Services/Substitutes	\$ 105,000	\$ 73,274	69.8%		\$ 49,306
63310 Professional Development	\$ 15,000	\$ 22,600	150.7%		\$ -
63430 Accounting	\$ 25,000	\$ 20,384	81.5%		\$ 21,616
63440 Legal	\$ 1,000	\$ 4,926	492.6%		\$ 272
63490 Other Professional Services	\$ 7,000	\$ 27,629	394.7%		\$ 9,134
63900 Other Purchase Service	\$ 5,000	\$ 6,082	121.6%		\$ 3,149
64100 Water & Sewer	\$ 11,000	\$ 5,326	48.4%		\$ 8,957
64210 Sanitation	\$ 8,000	\$ 12,497	156.2%		\$ 6,346
64230 Cleaning Services	\$ 210,000	\$ 142,161	67.7%		\$ 142,933
64240 Lawn Care	\$ 10,000	\$ 873	8.7%		\$ 6,529
64300 Repairs & Maintenance	\$ 75,000	\$ 121,005	161.3%		\$ 67,796
64400 Rental	\$ 600,000	\$ 278,350	46.4%		\$ 367,133
64420 Other Purchase Property	\$ -	\$ 36,787			\$ -
65210 Property & Liability Insurance	\$ 65,000	\$ 57,863	89.0%		\$ 52,722
65310 Telephone	\$ 60,000	\$ 17,739	29.6%		\$ 45,336
65320 Postage	\$ 4,500	\$ 24	0.5%		\$ 3,141
65400 Advertising	\$ 6,500	\$ 16,604	255.4%		\$ 3,694
65500 Printing & Binding	\$ 34,500	\$ 399	1.2%		\$ 19,945
65800 Travel/Meals/Lodging	\$ 35,860	\$ 14,958	41.7%		\$ 24,611
66100 General Supplies & Materials	\$ 246,816	\$ 113,374	45.9%		\$ 108,458
66210 Natural Gas	\$ 20,000	\$ 13,869	69.3%		\$ 13,538
66220 Electricity	\$ 80,000	\$ 54,402	68.0%		\$ 52,226
66260 Gas	\$ 15,500	\$ 967	6.2%		\$ -
66410 Textbooks	\$ 30,750	\$ 140	0.5%		\$ 22,124
66420 Library Books & Periodicals	\$ 10,000	\$ 30	0.3%		\$ 7,729
66500 Technology Supplies	\$ 35,000	\$ 74,683	213.4%		\$ -
66510 Software	\$ 5,448	\$ 11,941	219.2%		\$ 31,135
67000 Bldg & Land Improvement	\$ -	\$ -			\$ 6,593
67320 Vehicles	\$ -	\$ -			\$ 6,541
673XX Technology Hardware/Software	\$ -	\$ -			\$ 3,111
68100 Dues & Fees	\$ 17,900	\$ 41,542	232.1%		\$ 9,276
68900 Misc Expenditures	\$ -	\$ 16			\$ 50
69000 Other Uses of Funds	\$ -	\$ -			\$ 2,888
	<u>\$ 5,463,239</u>	<u>\$ 3,510,431</u>			<u>\$ 3,222,995</u>

Budget to Actual - Operating Funds 1, 2 and 4 Expenditures Thru February 28, 2017



Budget to Actual - Operating Funds 1, 2 and 4 Revenues thru February 28, 2017





ARKANSAS
ARTS ACADEMY
Aspire. Achieve. Advance.

March 14th	8:15 am	Kindergarten Showcase in K8 Gym
	6:30 pm	High School Open House for Perspective Students
March 15th	8:15 am	1st Grade Showcase in K8 Gym
March 16th	8:15 am	2nd Grade Showcase in K8 Gym
	10:00 am	My Future at K8
	6:00 pm	Crystal Bridges Night at the Museum, Grades 9 – 12
March 20 – 24th		Spring Break
March 29th		K8 Spring Pictures
March 31st	8:00 am	PTA Spirit Day, 50's Theme
	8:30 am	K8 Choir Students/Theatre Majors to Walton Arts Center
	9:00 am	AAA Lottery Day for 2017-18 School Year, K – 12th grade
	10:00 am	K8 Rise and Shine Assembly in K8 Gym
	6:00 pm	K5 Sock Hop in K8 Gym
	6:30 pm	High School Guitar Performance
April 1st	6:30 pm	Celebrate the Arts
April 4th – 6th	8:00 am	1st and 2nd Grade Iowa Test of Basic Skills
April 6th	3:30 pm	K – 8 PTA Meeting
	4:30 pm	HS PTG Meeting
April 7th – 8th	6:30 pm	MS Theatre Performance at PAC
April 11th	6:30 pm	MS Guitar and Orchestra Concert at PAC
	6:30 pm	School Board Meeting at HS
April 14th	4:00 pm	K – 8 Art Showcase
April 15th	6:30 pm	High School Prom at Crystal Bridges
April 20th	8:00 am	Kindergarten Picture Day
	10:00 am	My Future Assembly
April 21st & 22nd	6:30 pm	Rockhoppers Concert
April 22nd	6:00 pm	K – 8 Sings at Naturals Game in Springdale
April 25th – 27th		Grades 3 – 8 ACT Aspire Testing at EMS
April 28th	8:00 am	K – 8 Spirit Day
	8:00 am	PTA Carnival
	8:30 am	2nd Grade to Walton Arts Center
	10:00 am	K – 8 Rise and Shine Assembly
April 28th – 29th	6:30 pm	HS Dance Performance