


HOW TO VIEW UNOFFICIAL TRANSCRIPTS:

1. Log into Access NJC (Student Portal).



Log in to Access NJC

Enter your S Number and Password [Forgot S Number?](#)

S Number:
|

Password:
|

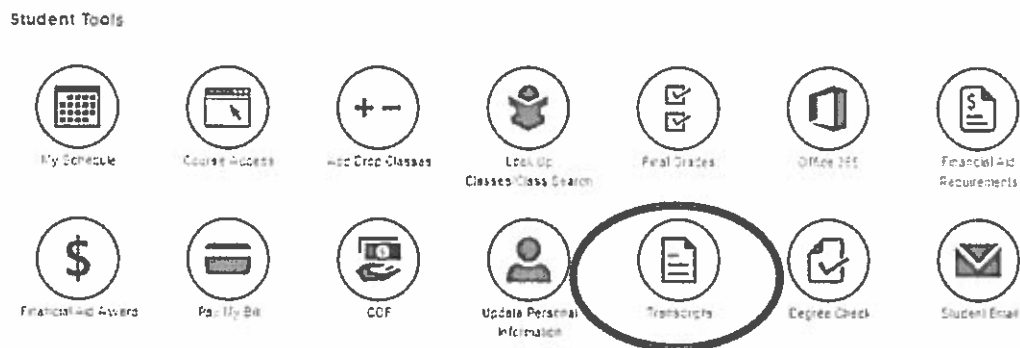
[LOGIN](#)

[Forgot Password?](#)

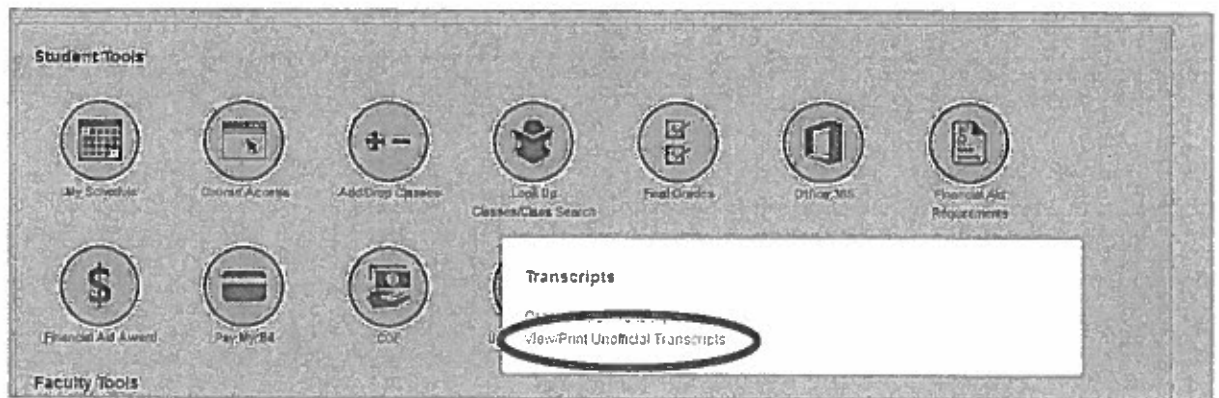
*First Time Login: Please call Records at 970.521.6700 to obtain your default password.

Your browser must allow popups
[Supported Browsers](#)
Login Help: 970.521.6700
Technical Help: 970.521.6805
24x7 Support: 1-888-800-9198
[Get the App](#)
[Download the mobile app for Android](#) or [Download the mobile app for IOS](#)

2. Once you are in Access NJC (Student Portal), click on "Transcripts" under the Student Tools Section



3. A pop-up will appear, select "View/Print Unofficial Transcripts"



4. Select "View Unofficial Transcript"

Unofficial Transcript

The Unofficial Transcript is a record of a student's work completed at this institution or transferred into this institution.

[View Unofficial Transcript](#)

If you are looking for your Unofficial Transcripts from another Colorado Community College System College or Area Vocational School, [click here](#) and log into that institution's Home Page to view your Unofficial Transcript.

For coursework prior to Summer 1987, [contact your institution](#).
