
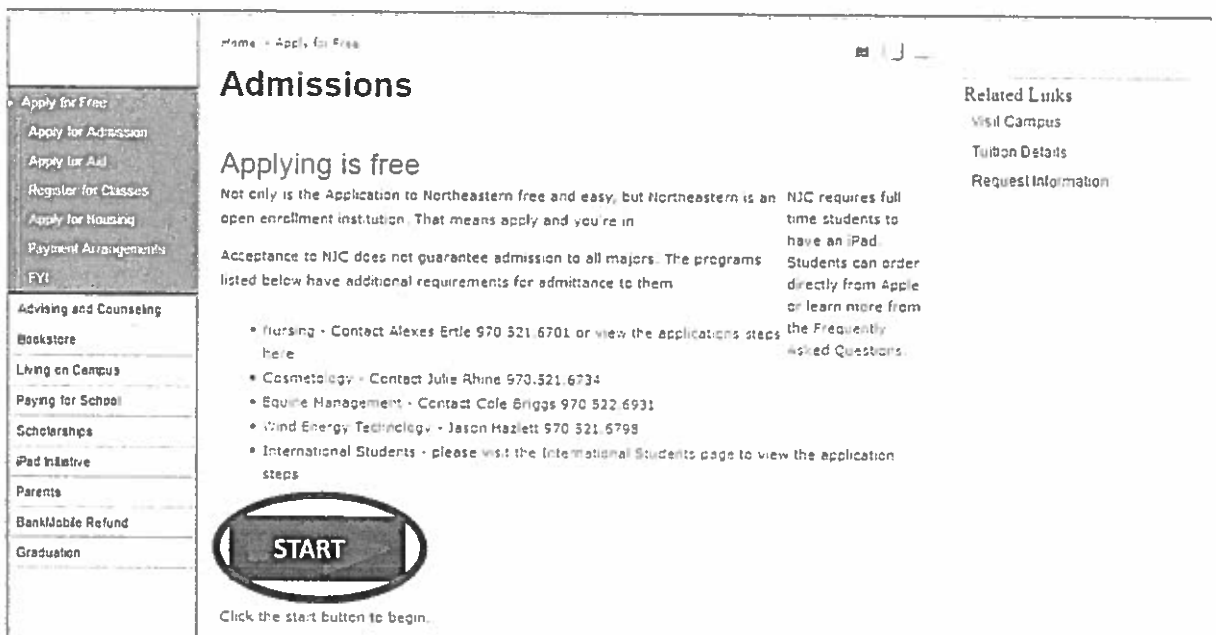


HOW TO APPLY TO NORTHEASTERN:

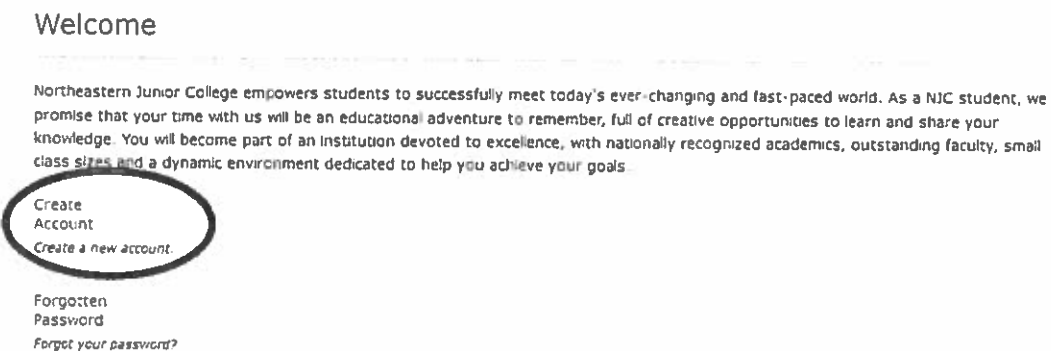
1. Select "Apply for Free"



2. Click on "Start"



3. Select "Create Account"



4. Enter the required information

First Name *

Lauren

Last Name *

Hontoya

Email Address * Field required

An Email is required to create an account. If you do not have an email address and want to continue to create an account please visit one of these sites to create an email account:
www.yahoo.com
www.gmail.com
www.hotmail.com

Confirm Email Address * Field required

Primary Phone

Please use (###) ### #### format

Check if address is outside of U.S. or Canada

Mailing Address

City

State/Province



ZIP/Postal Code

NOTE: THIS IS NOT YOUR APPLICATION!

5. Complete the "Next Steps"

Area of Interest

Entry Term	Academic Level	Academic Program	Admit Type	Location
Fall 2018				

[Update Profile](#) [Change Password](#)

Events

You are not currently registered for any events. [View Upcoming Events](#)

Next Steps

- 1. Create a Profile Created On: 9/4/2018
- 2. Start an Application
- 3. Complete an Application
- 4. Submit Supplemental Items

6. To start you application, click on "Start a new Undergraduate Application"

Application Listing

[Start a new Undergraduate Application](#)

Have you attended and/or applied during the past year?
If Yes, you are an Active student and do not need to re-apply.

My Applications

7. To complete the application, you will need the following information:

Online Application

Please enter your information in each of the following sections. Fields with a red asterisk (*) are required and must be completed before you can submit your application. Additional questions may become required based on your answers to a previous question.

Personal

Residency Information

Personal Information

Academic Plans

Demographics

Academics

Signature

* To complete the Application for Admission to Northeastern Junior College, you will need the following information (if applicable):

* Social Security number or ITIN

* Green Card or Alien Registration Number (if you are a Permanent Resident)

* If you are claiming In-State tuition you will need the following to complete the Residency section: (if you are under 23 years old you may need to provide this information for your parent or legal guardian)

* Motor Vehicle registration (Month & Year)

* Date registered to vote in Colorado

* Dates of Employment

* Year Colorado taxes have been filed

* Be sure to answer the citizenship and tuition classification questions completely so your application can be considered for the lowest tuition rate possible. If you skip any questions we may have to charge you the higher, Out-of-State tuition rate.

8. You will be required to complete the following tabs throughout the application:

Personal

Residency Information

Personal Information

Academic Plans

Demographics

Academics

Signature

9. Sign and submit the application electronically. Make sure to apply for COF! (We love saving money!)

Signature *

Please enter your electronic signature. If you are the applicant, by entering your name in the box below, you are electronically signing this application and certifying that you are the person indicated. You must enter your real name. If you purposefully enter false or misleading information, you may be denied admission, continued enrollment, or re-enrollment per SBCCOE Board Policy 4-10.

Signature Date *

9/4/2019

College Opportunity Fund *

The College Opportunity Fund (COF) provides a tuition stipend for eligible undergraduate students. The stipend pays for a portion of your total in-state tuition. In order to receive the stipend, students must create a COF account and allow its use at a Colorado public institution or a participating private institution. Do you allow for Northeastern Junior College to create a COF account on your behalf so you can receive the stipend benefit, if eligible? If you select no, you will need to complete the COF process independently in order to receive the reduced tuition.

Yes, Apply on my behalf

[Save Application](#) [Previous Page](#)

Submit Application

10. Once your application is complete, you will be prompted to this page:

Application Complete

Congratulations! You have completed your admission application to Northeastern Junior College!

Your official acceptance letter will arrive via email within 48 business hours and will arrive at your home within 5-7 days. Your NJC student ID number (S#) will be on your acceptance letter, and will also display on your account page in a few minutes.

We received your application, but there are still steps that you will need to complete, such as:

- Apply for Housing
- Apply for Financial Aid
- Submit High School/College Transcripts
- Submit ACT/SAT Scores
- Submit Immunization Records
- Sign Up for Registration Day

Want a campus tour? Visit www.njc.edu to sign up for one

Looking forward to meeting you on campus

NOTE: Check your email periodically during this time. Your student ID number will grant you access to Access NJC (Student Portal). This S# will be used throughout your duration at Northeastern Junior College.

