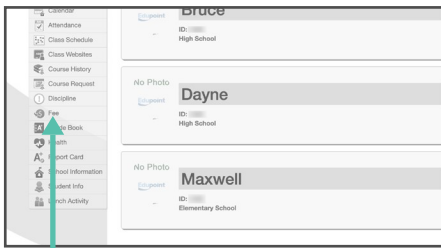
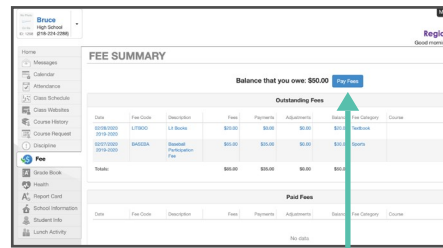


Paying Fees with SchoolPay is **QUICK & EASY**

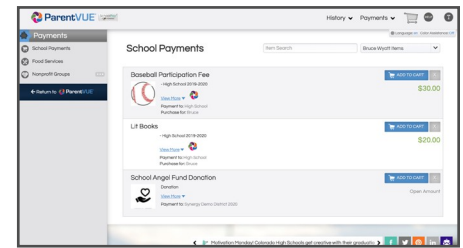
1 Select Fees from ParentVUE



Login to your ParentVUE account and select Fee on the left side navigation menu.

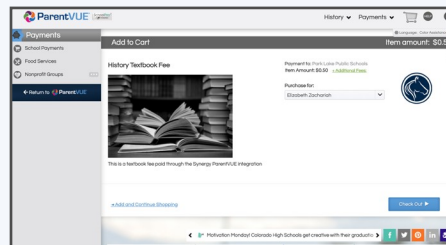


From the **Fees Summary** page of your ParentVUE account, click on the **Pay Fees** button at the top of the page.

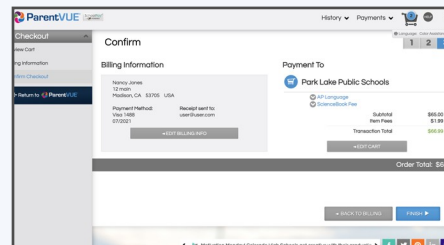


You will be redirected to SchoolPay where you can select your fees and checkout!

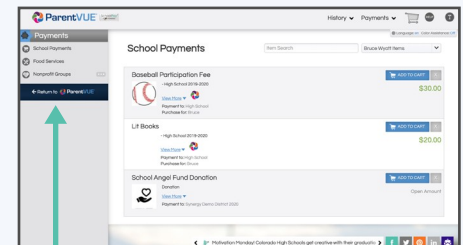
2 Checkout with SchoolPay®



Checkout using SchoolPay's quick 3 step process: Add to Cart, Billing Information, and Confirm Order.



On the Confirm Order page you can review your order and if everything looks good click the Finish button to process your payment.



You're done! You can keep shopping in SchoolPay or return to ParentVUE by clicking the Return to ParentVUE button on the left side navigation.

