

# Magazine Public Schools

2017 Annual Report to the  
Public

# District Information

# Transfers

- No students transferring under unsafe school provision
- 115 students (18 new) transferring under A.C.A. 6-18-227 Arkansas Opportunity Public School Choice Act into the district
- We had 9 students that transferred out of the district under A.C.A. 6-18-227 Arkansas Opportunity Public School Choice Act

# Accreditation

## Report Status:

- Cited-District and Elementary
- Fully Accredited-High School

## Proposals to correct all deficiencies

- Two certified staff completing licensure plans
- Both plan to complete by December

# Facts & Figures

- District enrollment (10/1): 540 students, up two from 2016-17
  - 77% qualify for free or reduced lunches
- Certified employees (have a teaching license): 52
- Beginning teacher salary:\$32,108
  - 6% less than our neighbors to the West
  - 3.4% less than those to the North
  - 3% more than those to the East.
- District's assessment: \$32,297,314
  - down about \$105,000 from the previous year
- Annual Foundation Funding: \$6,713.00 per student
- Annual budget of approximately \$5,100,000
- Value of facilities and contents:\$25,053,326

# Gifted and Talented Program

59 students are receiving Gifted and Talented services

Program Options:

- Grades K-2- Whole class enrichment- 30 minutes a week
- Grades 3-4- Identified students are pulled out 150 minutes a week for direct services
- Grades 5-12- Secondary-content classes, Pre AP, AP, Concurrent Credit

Contact Lori Holt (GT/AP Coordinator) for more information.

# ESOL Program (English for Speakers of Other Languages)

5 students receiving services in the district

Contact Delania Smith, ESOL Coordinator for more information.

# 2016-2017 Retention Rates

## Elementary

K-6      8 students

## High school

7-8      0 students



# Progress In Motion

- Purchased new property this summer to house our Conservation Academy
- Started the Construction Technology program at the High School.
- Foundations in our lower elementary to improve our reading and spelling foundational skills
- Expanded our Response to Intervention program and incorporated I-Ready to track reading progress in 3-8
- Installed additional cameras and windscreen coverings on fencing to better meet the safety needs of our students
- Removed trees on the High School campus that were a safety hazard and installed two canopy picnic covers
- Staff raise and added a step to our salary schedule
- Honored as a National District of Distinction for our Wellness Center efforts
- Honored as a Beating the Odds School in mathematics achievement

# School District Goals

List district goals compatible with state and national educational goals (suggest no more than 3/yr)

- All students on grade level reading or advanced district wide
- Increase Mathematics & Science Scores exceed proficiency requirements
- Increase graduation rate to 94%

Magazine High School

# School Improvement

School Improvement gains tracked longitudinally in latest available test results

Progress towards AYP and Growth

	<b>2015</b>	<b>2016</b>	<b>2017</b>
Literacy Growth	82.02	84.27	86.52
Math Growth	86.42	88.12	89.82

# Performance – Mandated Assessments

Grade	Meets+exceeding	Close	Needs improvement	Magazine	State	Comparison
7th Literacy	54.35	28.26	17.39	54.35	49.97	Magazine
8th Literacy	53.33	20.0	26.67	53.33	52.47	Magazine
9th Literacy	45.10	19.61	35.29	45.10	47.48	State
10th Literacy	51.61	19.35	29.03	51.61	47.80	Magazine
7th Math	52.17	32.61	15.22	52.17	43.85	Magazine
8th Math	53.33	26.67	20.0	53.33	38.43	Magazine
9th Math	17.65	27.45	54.90	17.65	28.39	State
10th Math	37.50	21.88	40.63	37.50	21.62	Magazine
7th Science	54.35	17.39	28.26	54.35	41.36	Magazine
9th Science	27.45	25.49	47.06	27.45	27.20	Magazine

No schools were selected for participation in the NAEP assessment this year

# Spring 2017 Achievement Levels



ACT Aspire Summative, Assessed Apr 25, 2017 -  
May 04, 2017

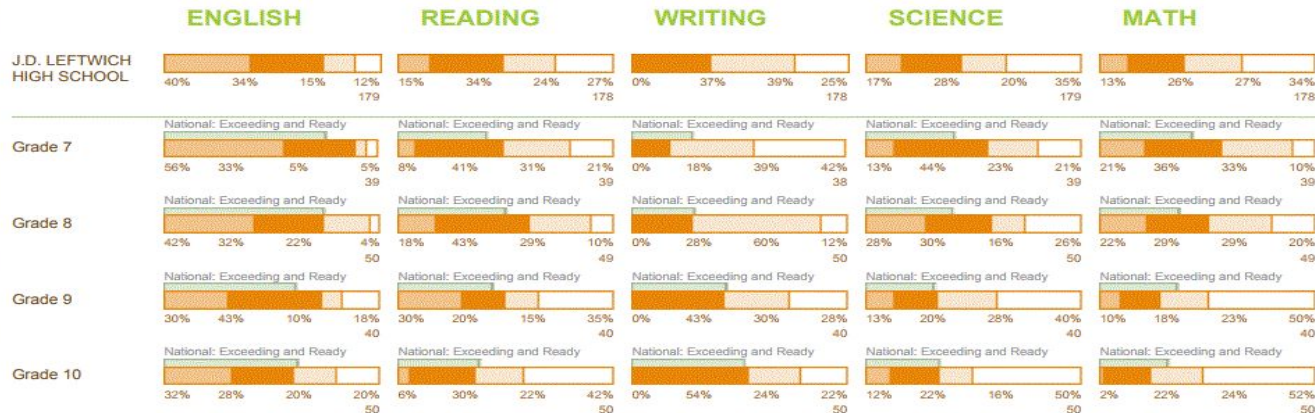
## J.D. LEFTWICH HIGH SCHOOL

MAGAZINE SCHOOL DISTRICT,  
School ID: 4202008

## Subject Proficiency by Grade Level


Page 1 of 1

How can decisions be informed based upon grade level subject  
proficiencies?



### SUBJECT FOCUS Better proficiency in Writing may improve scores.

ACT Aspire Writing Assessments are designed to provide a strong indication of whether students have the writing skills they will need to succeed as they begin work at their next grade level. Student responses are evaluated according to analytic rubrics that assess the generation, development, organization, and communication of ideas in standard written English.



# 7th Grade Progress



ACT Aspire Summative, Assessed Apr 27, 2017 - May 04, 2017

## J.D. LEFTWICH HIGH SCHOOL Grade 7

MAGAZINE SCHOOL DISTRICT, School ID: 4202008

## Current Progress

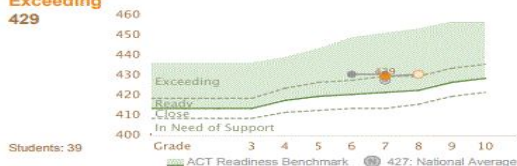
How are students progressing toward unlocking their potential and preparing for college and a career?

Page 1 of 1

College and Career Readiness: Current and Predicted Path

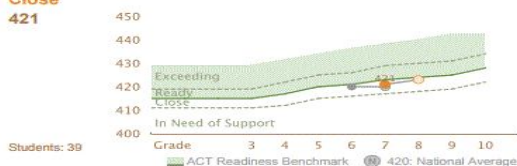
### ENGLISH

Exceeding  
429



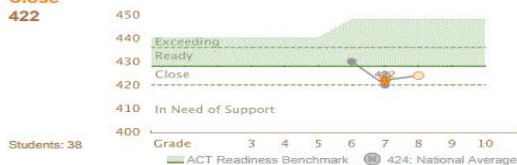
### READING

Close  
421



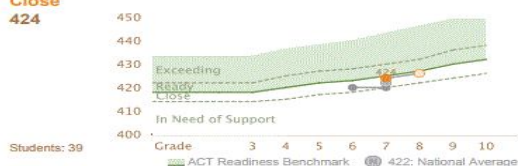
### WRITING

Close  
422



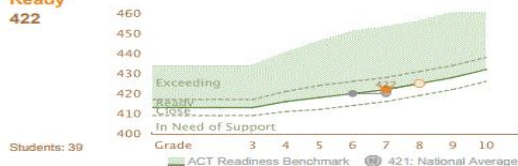
### SCIENCE

Close  
424



### MATH

Ready  
422



## ABOUT PROGRESS

The progress charts summarize aggregate performance of students for J.D. LEFTWICH HIGH SCHOOL against the backdrop of the ACT Readiness Levels.

Gray circles plot average (mean) scores for current students who also have a prior year test score. If gray circles are not shown, prior year scores are unavailable.

Based on all current students, the orange circles plot current year average scores and projected average scores for future ACT Aspire assessments. When grade 9 or 10 is tested, projected scores for the ACT College Readiness Assessment are presented.

Score projections are based on expected growth rates.

All Your Students  
Current Average  
Predicted Average  
Your Students with Score History  
Current and Past Average



# 8th Grade Progress

**ACT** **Aspire**

ACT Aspire Summative, Assessed Apr 27, 2017 - May 04, 2017

**J.D. LEFTWICH HIGH SCHOOL**  
**Grade 8**

MAGAZINE SCHOOL DISTRICT, School ID: 4202008

## Current Progress

How are students progressing toward unlocking their potential and preparing for college and a career?

COMPOSITE SCORE

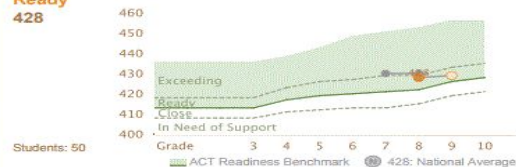
Page 1 of 1

**426**

College and Career Readiness: Current and Predicted Path

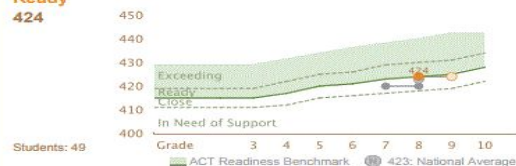
## ENGLISH

**Ready**  
**428**




## READING

**Ready**  
**424**



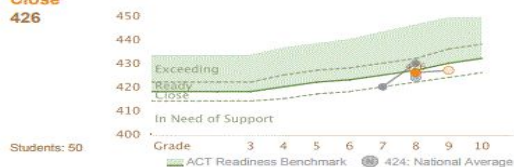
## WRITING

**Close**  
**425**



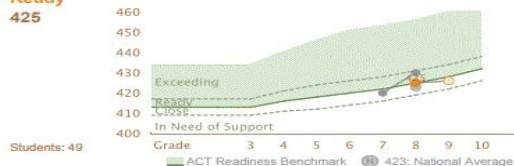
## SCIENCE

**Close**  
**426**



## MATH

**Ready**  
**425**



## ABOUT PROGRESS

The progress charts summarize aggregate performance of students for J.D. LEFTWICH HIGH SCHOOL against the backdrop of the ACT Readiness Levels.

Gray circles plot average (mean) scores for current students who also have a prior year test score. If gray circles are not shown, prior year scores are unavailable.

Based on all current students, the orange circles plot current year average scores and projected average scores for future ACT Aspire assessments. When grade 9 or 10 is tested, projected scores for the ACT College Readiness Assessment are presented.

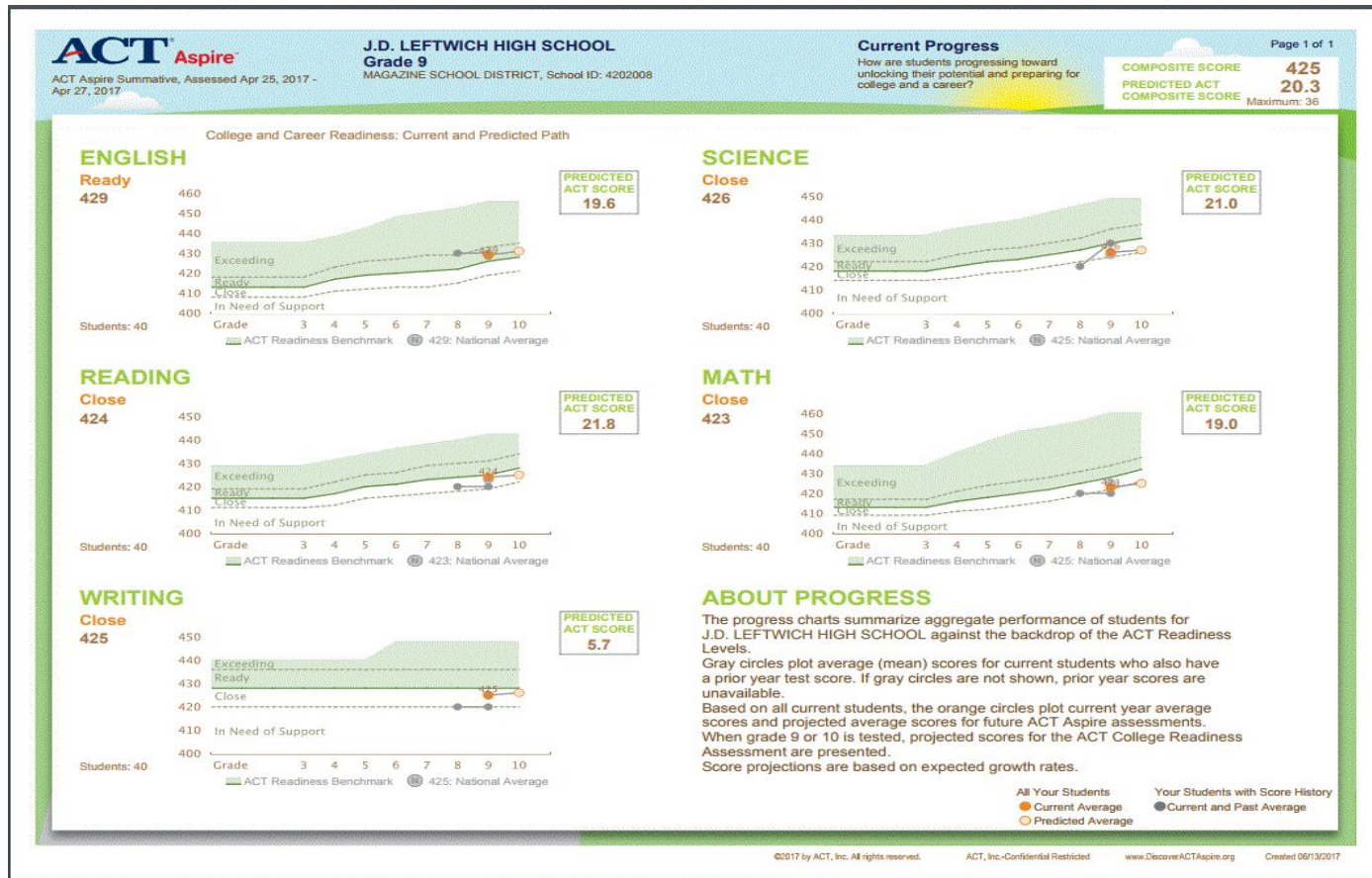
Score projections are based on expected growth rates.

All Your Students  
● Current Average  
○ Predicted Average

Your Students with Score History  
● Current and Past Average



# 9th Grade Progress



# 10th Grade Progress



ACT Aspire Summative, Assessed Apr 25, 2017 -  
Apr 27, 2017

**J.D. LEFTWICH HIGH SCHOOL**  
**Grade 10**  
MAGAZINE SCHOOL DISTRICT, School ID: 4202008

## Current Progress

How are students progressing toward  
unlocking their potential and preparing for  
college and a career?

**COMPOSITE SCORE** **426**  
**PREDICTED ACT**  
**COMPOSITE SCORE** **19.6**  
Maximum: 36

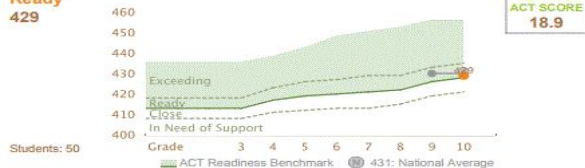
Page 1 of 1

### College and Career Readiness: Current and Predicted Path

#### ENGLISH

**Ready**

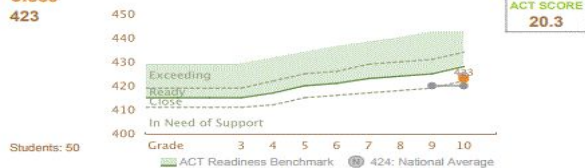
**429**



#### READING

**Close**

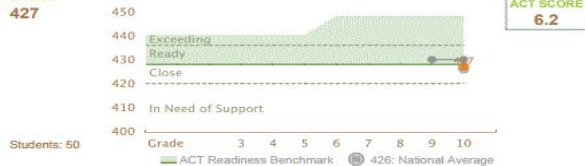
**423**



#### WRITING

**Close**

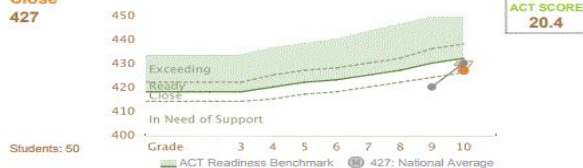
**427**



#### SCIENCE

**Close**

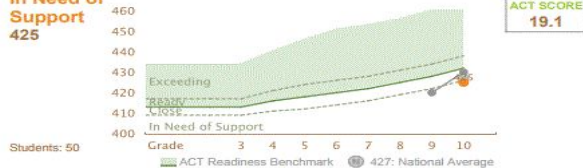
**427**



#### MATH

**In Need of Support**

**425**



## ABOUT PROGRESS

The progress charts summarize aggregate performance of students for J.D. LEFTWICH HIGH SCHOOL against the backdrop of the ACT Readiness Levels.

Gray circles plot average (mean) scores for current students who also have a prior year test score. If gray circles are not shown, prior year scores are unavailable.

Based on all current students, the orange circles plot current year average scores and projected average scores for future ACT Aspire assessments. When grade 9 or 10 is tested, projected scores for the ACT College Readiness Assessment are presented.

Score projections are based on expected growth rates.

All Your Students  
● Current Average  
○ Predicted Average

Your Students with Score History  
● Current and Past Average

# Advanced Placement

## 2016-17 Summary

- 4 students
- All 4 tested
- 25% scored 3+

## Courses offered on campus:

- Biology (0)
- Calculus AB (2)

## 2017-18 Summary

- 11 students
- Tests in spring
- Costs covered by ADE

## Courses offered on campus:

- Biology (3)
- Calculus AB (2)
- English Language and Composition (4)

# Advanced Placement

16-17 Courses offered  
through Virtual Arkansas:

- Computer Science A (1)
- English Language and Composition (1)
- English Literature and Composition
- Environmental Science
- US Government and Politics
- US History
- World History
- Calculus AB

17-18 Courses offered  
through Virtual Arkansas:

- Computer Science A, Levels 1 & 2
- Computer Science Principles Level 1 & 2
- English Language and Composition
- English Literature and Composition
- Environmental Science
- US Government and Politics (2)
- US History
- World History
- Calculus AB

# Concurrent College Credit

## 2016-17

Oral Communications  
English Composition I& II  
Beginning Spanish I & II  
Intermediate Spanish I & II  
World History I & II  
American History I & II

## 2017-18

Oral Communications  
English Composition I& II  
Beginning Spanish I & II  
Intermediate Spanish I & II  
World History I & II  
American History I & II  
Experiencing Art

# Western Arkansas Technical Center (WATC)

2016-17 Programs  
attended:

Health Science(1)

Early Education(1)

Welding (1)

2017-18 Programs  
attended:

Health Science(3)

# Total College Credits Earned

## 2017 Graduates

- 17 total students earned a total of 156 credit hours earned.
- 1 student earned 24 hours (WATC and on-campus CC)
- 2 earned 15 hours (WATC and on campus)
- 8 earned 9 hours (all on campus)
- 4 earned 6 hours (all on campus)
- 2 earned 3 hours (on campus)

## 2016-2017 other students

- 4 students earned 6 hours (11th grade)

## 2017-2018

- Total enrollment of 35 courses

# Data with Comparisons to State

- School safety: Fire drills, earthquake, tornado drills are on a scheduled cycle and performed
- Certified staff qualifications: All are highly qualified
- Total per pupil spending: \$9,838.00
- % of students eligible for F/R lunch: 137 free and 48 reduced at high school. 72%
- Average attendance rates for students MAGAZINE SCHOOL DISTRICT Qtr 1 517/543 then Qtr 4 500/536 for District
- Drop-out rate 2.28% (2.32% state) 23 enrolled at another school, 2 expelled, 1 GED, 3 home-schooled, 7 went out of state, 3 other.
- Graduation or completion rates 89.4% (87.0% state) Graduated 41
- College remediation rates 56.8% (56.9% state)



# Policies

- Distribution of student discipline policy to parents
  - District handbook
  - Teacher packets home
- The school's teachers, administrators, classified school employees, and volunteers have been provided with appropriate student discipline training
  - Review of handbook
  - Training and committee work in PBIS
  - De-escalation and restraint (selected personnel)
- The school has adopted a parental involvement plan
  - Posted as draft on school website pending ADE approval

# Other Items of Interest

- Quiz Bowl Jr. High “State Champs”
- Nationals competitors/conferences in Beta, FFA, Quiz Bowl, and FBLA
- 4 Students scored 30+ on ACT again last year
- 5 District Championships/5 District Runners-up in athletics

Magazine Elementary School

# Spring 2017 Achievement Levels



ACT Aspire Summative, Assessed Apr 18, 2017 -  
Apr 28, 2017

## MAGAZINE ELEMENTARY SCHOOL

MAGAZINE SCHOOL DISTRICT,  
School ID: 4202007

## Subject Proficiency by Grade Level

Page 1 of 1


How can decisions be informed based upon grade level subject  
proficiencies?



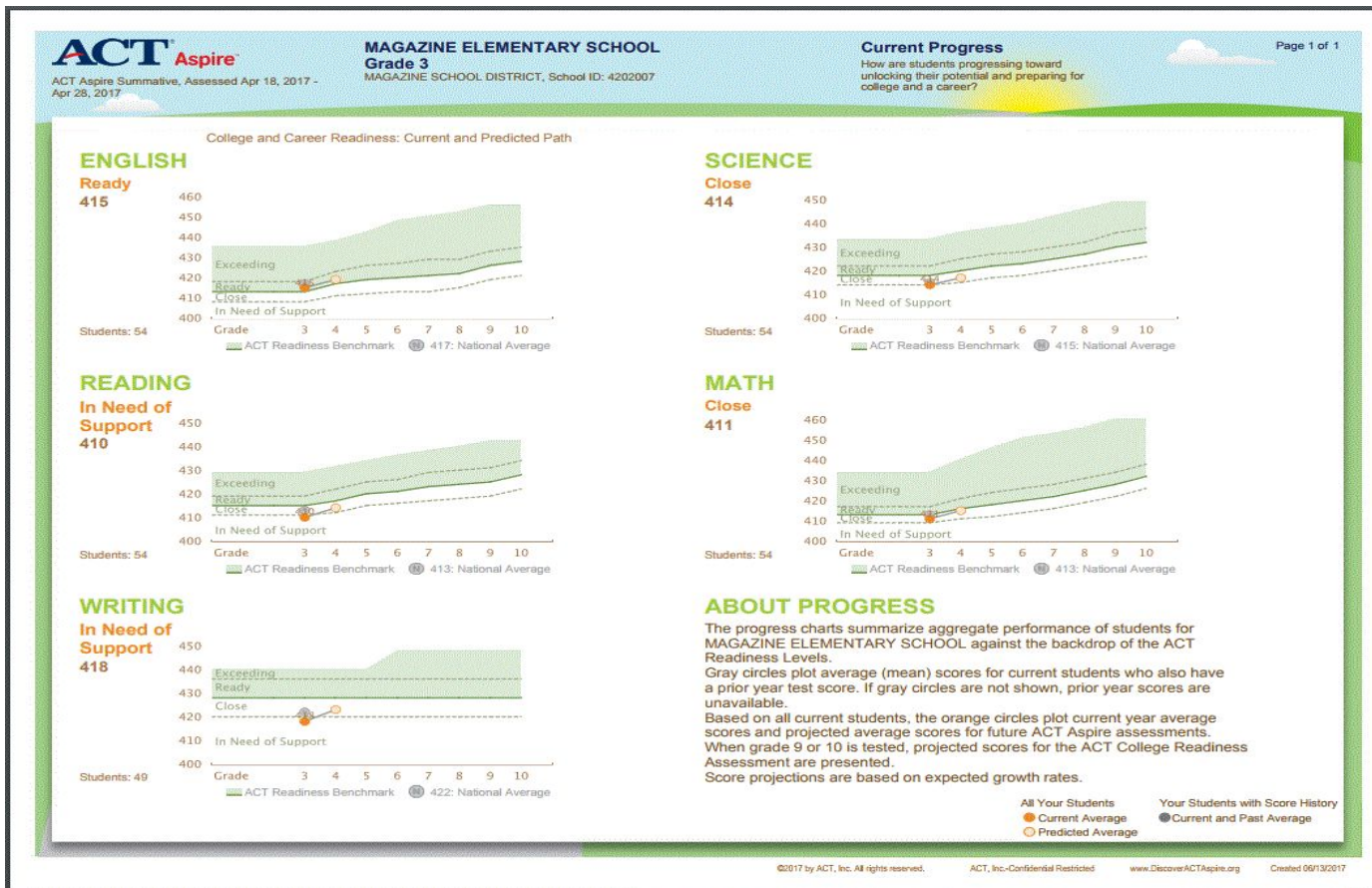
### SUBJECT FOCUS

Better proficiency in Writing may improve scores.

ACT Aspire Writing Assessments are designed to provide a strong indication of whether students have the writing skills they will need to succeed as they begin work at their next grade level. Student responses are evaluated according to analytic rubrics that assess the generation, development, organization, and communication of ideas in standard written English.



# 3rd Grade Progress



# 4th Grade Progress

**ACT<sup>®</sup> Aspire<sup>™</sup>**

ACT Aspire Summative, Assessed Apr 18, 2017 -  
Apr 24, 2017

**MAGAZINE ELEMENTARY SCHOOL  
Grade 4**

MAGAZINE SCHOOL DISTRICT, School ID: 4202007

## Current Progress

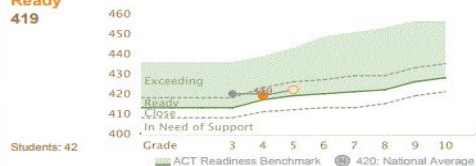
How are students progressing toward  
unlocking their potential and preparing for  
college and a career?

Page 1 of 1

College and Career Readiness: Current and Predicted Path

### ENGLISH

**Ready**  
419



### READING

**Close**  
414



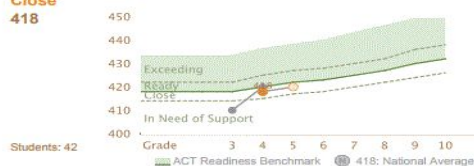
### WRITING

**Close**  
423



### SCIENCE

**Close**  
418



### MATH

**Ready**  
416



## ABOUT PROGRESS

The progress charts summarize aggregate performance of students for  
MAGAZINE ELEMENTARY SCHOOL against the backdrop of the ACT  
Readiness Levels.

Gray circles plot average (mean) scores for current students who also have  
a prior year test score. If gray circles are not shown, prior year scores are  
unavailable.

Based on all current students, the orange circles plot current year average  
scores and projected average scores for future ACT Aspire assessments.  
When grade 9 or 10 is tested, projected scores for the ACT College Readiness  
Assessment are presented.

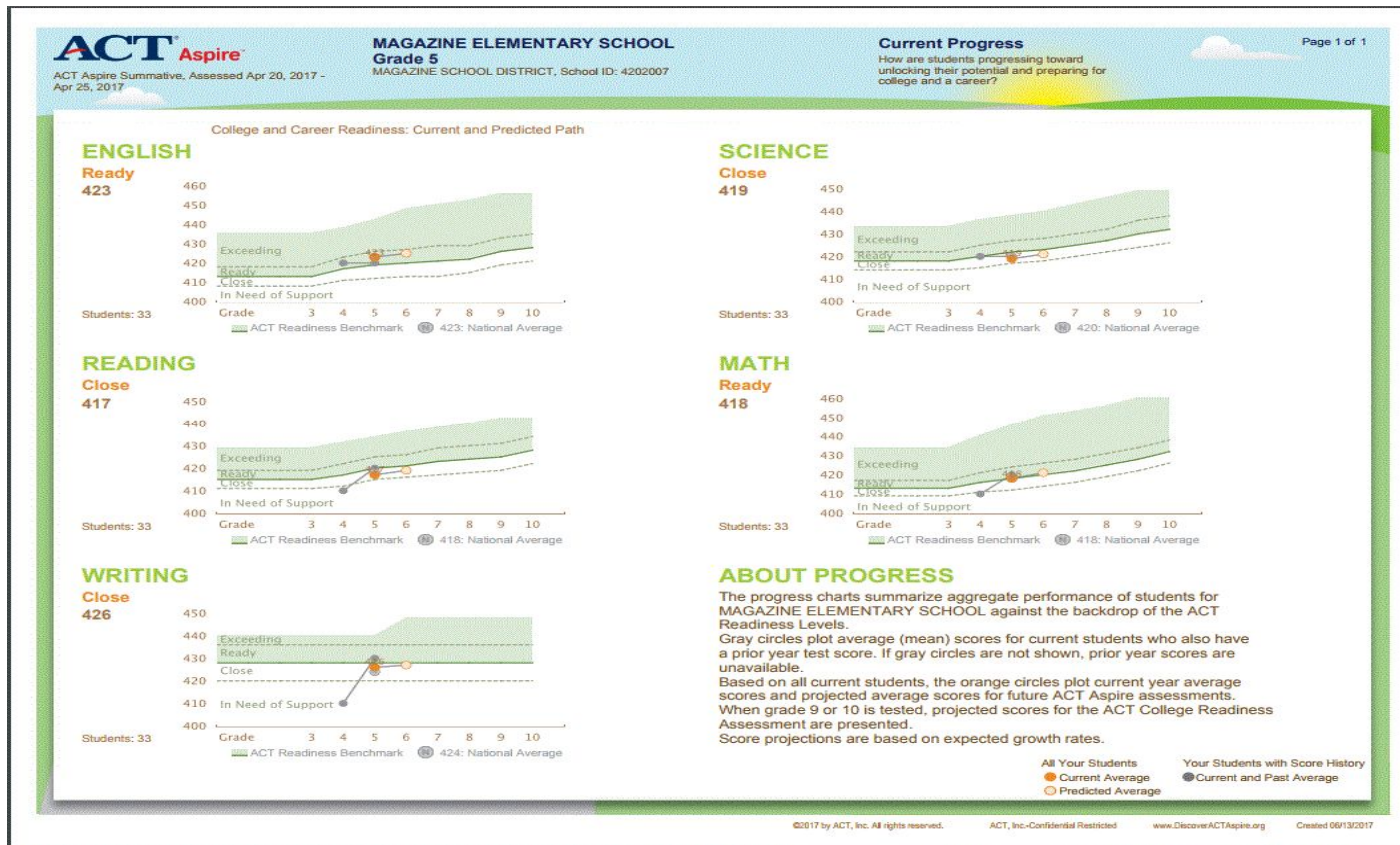
Score projections are based on expected growth rates.

All Your Students  
● Current Average  
○ Predicted Average

Your Students with Score History  
● Current and Past Average



# 5th Grade Progress



# 6th Grade Progress



ACT Aspire Summative, Assessed Apr 20, 2017 -  
Apr 25, 2017

## MAGAZINE ELEMENTARY SCHOOL Grade 6

MAGAZINE SCHOOL DISTRICT, School ID: 4202007

## Current Progress

How are students progressing toward  
unlocking their potential and preparing for  
college and a career?

Page 1 of 1

College and Career Readiness: Current and Predicted Path

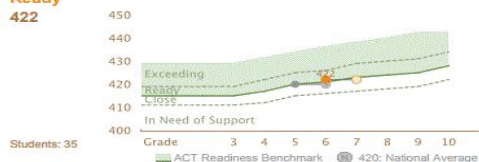
### ENGLISH

**Exceeding**  
429



### READING

**Ready**  
422



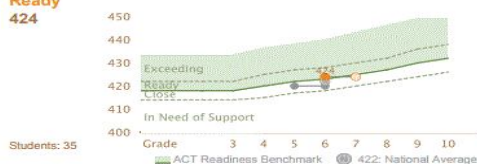
### WRITING

**Ready**  
428



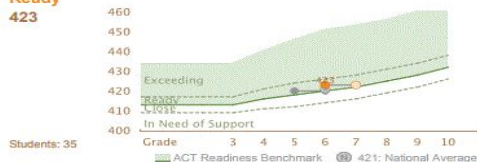
### SCIENCE

**Ready**  
424



### MATH

**Ready**  
423



## ABOUT PROGRESS

The progress charts summarize aggregate performance of students for MAGAZINE ELEMENTARY SCHOOL against the backdrop of the ACT Readiness Levels.  
Gray circles plot average (mean) scores for current students who also have a prior year test score. If gray circles are not shown, prior year scores are unavailable.

Based on all current students, the orange circles plot current year average scores and projected average scores for future ACT Aspire assessments. When grade 9 or 10 is tested, projected scores for the ACT College Readiness Assessment are presented.  
Score projections are based on expected growth rates.

All Your Students  
● Current Average  
○ Predicted Average

Your Students with Score History  
● Current and Past Average



# Policies

- Distribution of student discipline policy to parents
  - District handbook
  - Teacher packets home
- The school's teachers, administrators, classified school employees, and volunteers have been provided with appropriate student discipline training
  - Review of handbook
  - Training and committee work in PBIS
  - De-escalation and restraint (selected personnel)
- The school has adopted a parental involvement plan
  - Posted as draft on school website pending ADE approval

# Groundwork for Success


Backpack Program- serving 37 families, 74 elementary students, 30 high school, 104 total

Fresh fruit snack program served daily to all students

## Clothing closet

## Building Strong Relationships with Character Education

- “Bucket Fillers”
- “Player of the Month”



# Health and Wellness

PE- K-6 SPARK Curriculum- 45 minutes weekly

2017-2018 Increased physical activity to at least 30 minutes daily

- K-2 50 minutes of physical activity daily
- 3-6 30 minutes of physical activity daily

Go Noodle

Applying for Recess Pilot Program 60 minutes daily

Various programs- Food, Fun, Fitness through County Extension and UCA/UAMS  
Fitness Challenge

# Magazine Opportunity Program

The first impression of our school district!

- 5 Babies
- 7 Toddlers
- 56 Pre-K Students
- 45 ABC slots
- 5 CCDF



# Literacy

Progressing toward personalized and blended learning to reach the goal of all students reading on grade level by 3rd grade and to continue on grade level

- K-2 i-Station
- 3-6 i-Ready
- Content areas
- Professional Learning Communities(PLC) studying writing and implementing strategies in classrooms
- Summer Library Program: 2016 Total served 633, Average Per Day 41, 2017 Total Served 710, Average Per Day 44 and integrated Sondag Program as an option
- Literacy Night- “We are GAME for READING”



# Science

Curriculum is based on NGSS- STEM

IXL for personalized learning and supplemental lessons

“Battle of the Bots”

University of Ozarks Stem Competition

Guy Fenter Stem Competition

Working on a \$3000 STEM Grant through partnership with UAFS



# Math

Engage New York K-5

Partnership with UAFS: Statistics and Probability  
Institute



# Gifted and Talented Program

Fourteen students are receiving Gifted and Talented services  
Program Options:

- Grades K-2- Whole class enrichment- 30 minutes a week
- Grades 3-4- Identified students are pulled out 150 minutes a week for direct services
- Grades 5-6- Through secondary content, face to face, google classroom

Contact Lori Holt (GT/AP Coordinator) for more information.



# After School Program

Monday-Thursday 3:30-5:30

- 2016-2017 - 25 average number of students served daily
- 2017-2018- 25 average number of students served daily
- Nutrition
- Physical Activity
- Homework help

New to 2017-2018: Personalized and blended learning

- I-Ready, I-Station, IXL
- Small group instruction

# Response to Intervention

Tier 1- Foundations Serving all students in Kindergarten through Third Grade

Tier 2- Sondag System

- 2016-2017 18 students served 2017-2018 17 students served
- All Resource classes use the Sondag System as an intervention

Tier 3- Goal to have fewer student that need Tier 3 or special education service

- 2015-2016 14 Special Education Referrals- 14 qualified for services
- 2016-2017 5 Special Education Referrals- 3 qualified for services
- So far in 2017-2018 0 Special Education Referrals

When the learning  
light bulb illuminates,  
it's all smiles!

Rattler Pride!

