

**I. CALL TO ORDER**

The Beavercreek Board of Education met on Thursday, August 18, 2022 at the Board of Education Building. Board President, Ms. Rigano, called the meeting to order at 6:30 p.m.

**II. ROLL CALL**

The following members were present for the Board of Education:

Krista Hunt  
Dr. Carl Fischer  
Jo Ann Rigano  
Gene Taylor  
Chris Stein

A quorum was declared with five members present.

**III. PLEDGE OF ALLEGIANCE**

Ms. Rigano invited everyone to participate in the saying of the Pledge of Allegiance to the American Flag.

**IV. APPROVAL OF AGENDA AS PRESENTED – RESOLUTION #2022-69**

Mr. Taylor made a motion to approve the agenda as presented.

Dr. Fischer seconded the motion.

ROLL CALL: Gene Taylor, aye; Dr. Fischer, Aye; Krista Hunt; Aye; Jo Ann Rigano; aye, Chris Stein; aye

Motion carried 5-0

**V. PRESENTATION****A. School Spotlight - Beavercreek High School – 31:28 of video recording**

Creek Industries is an organization at Beavercreek High School. The program goes back to at least 1991. The group has really evolved over the years.

Marcy Harris and Jeanette Nuessgen super seniors with life skills and job skills. Creek Industries allows students the opportunity to be in work environment at the high school campus.

**B. Strategic Plan Update - Dr. Bobbie Fiori – 1:03:20 of video recording**

About four years ago, the district launched a strategic plan with the intention to give an annual update. This is a living breathing document that can change over time. There are priorities that rise to the top that we have to take a look at.

This presentation shows the four years in review. Goals are Student Success, Financial Stability, Communication, and Operations.

2022-2023 District Goals include Social Emotional Learning, Academic, Culture.

Strategic Plan Questions and Next Steps:

Over the past four years, the district has not maintained status quo. We are moving forward as a district. We are looking to continue work on creating a new Strategic Plan to improve areas we can do better.

**VI. QUESTIONS AND/OR COMMENTS FROM THE PUBLIC**

NONE

**VII. APPROVAL OF THE MEETINGS HELD – RESOLUTION #2022-70**

Dr. Fischer made a motion to approve the minutes for the meetings held in July 2022 as presented.

**A. Minutes for August Board of Education Meeting  
August 18, 2022 Regular Board of Education Meeting**

Mr. Stein seconded the motion.

ROLL CALL: Krista Hunt, aye; Chris Stein, aye; Gene Taylor, aye; Jo Ann Rigano, aye; Dr. Fischer, aye;

Motion carried 5-0

**VIII. ITEMS FOR BOARD DISCUSSION****A. Polling the Beavercreek Community - Mr. Paul Otten**


Fallon Research provides services to the district to survey and gain feedback from our community. As we move forward with continued facilities needs, the district would like to move forward to gather feedback from the community regarding the needs of the district and options for facilities projects.

**IX. FINANCIAL REPORTS REQUEST-ITEMS FOR BOARD ACTION – RESOLUTION #2022-71**

Mr. Stein made a motion to consider the recommendation of the Treasurer to approve the July 2022 financial reports request items A-C as presented.

A. August 2022 Financial Reports

SEE NEXT PAGE(S)



Beavercreek City School District

Financial Report

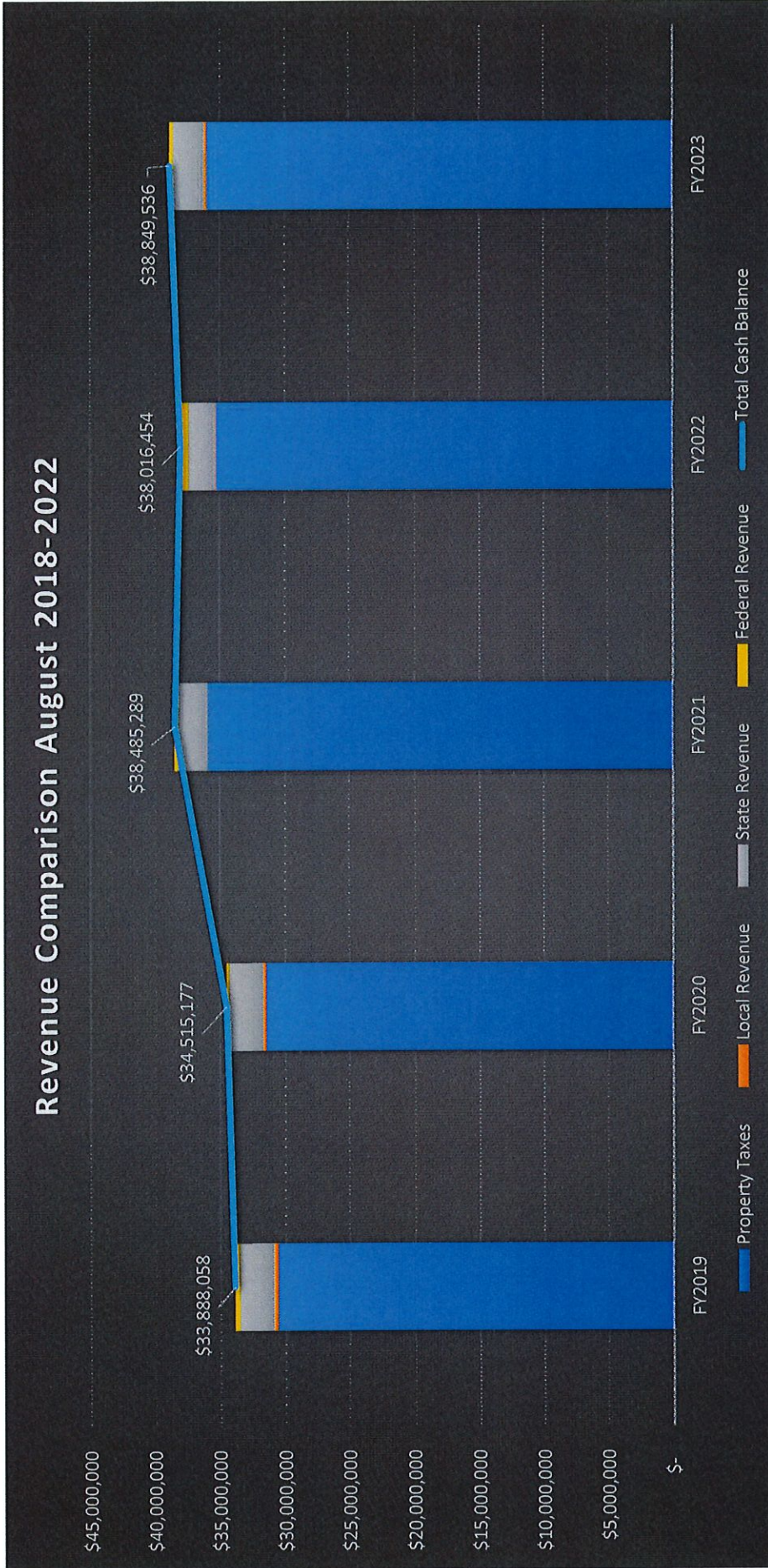
Month ending 8/31/2022

Joy Kitzmiller

Treasurer

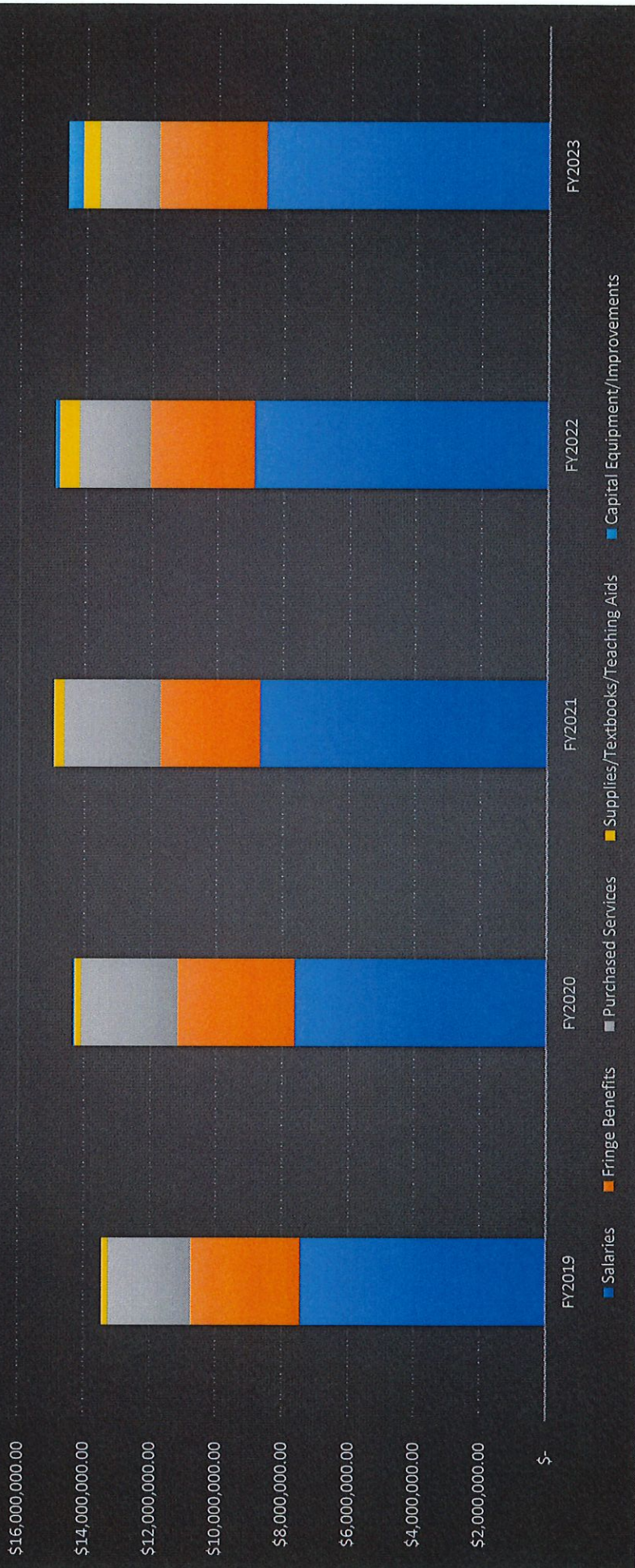
**Beavercreek City Schools  
General Fund  
July 1, 2022 - June 30, 2023**

|                                      |    | Budget FY23        | Actual<br>8/31/2022 | Percentage<br>of FYTD<br>16.67% |
|--------------------------------------|----|--------------------|---------------------|---------------------------------|
| <b>BEGINNING CASH BALANCE JULY 1</b> | \$ | 31,138,081         | \$                  | <b>31,138,081</b>               |
| <b>REVENUE</b>                       |    |                    |                     |                                 |
| Local Property Taxes                 | \$ | 75,433,783         | \$                  | 34,733,625 46.05%               |
| Personal Property Taxes              | \$ | 2,527,509          | \$                  | 1,248,730 49.41%                |
| Rollback/Homestead Taxes             | \$ | 6,627,092          | \$                  | - 0.00%                         |
| Tuition                              | \$ | 510,000            | \$                  | 299 0.06%                       |
| Field Trip Fees                      | \$ | 188,500            | \$                  | 8,557 4.54%                     |
| Investments                          | \$ | 70,000             | \$                  | 155,527 222.18%                 |
| Athletic Fees                        | \$ | 100,000            | \$                  | 1,242 1.24%                     |
| Rental Income                        | \$ | 45,000             | \$                  | 11,257 25.02%                   |
| Auxillary Fee                        | \$ | 80,000             | \$                  | - 0.00%                         |
| Other Local Revenue                  | \$ | 20,000             | \$                  | 10,406 52.03%                   |
| In Lieu of Taxes                     | \$ | 400,000            | \$                  | - 0.00%                         |
| State Foundation                     | \$ | 11,897,190         | \$                  | 2,026,784 17.04%                |
| Casino Tax                           | \$ | 399,000            | \$                  | 265,842 66.63%                  |
| DPIA                                 | \$ | 17,016             | \$                  | 2,836 16.67%                    |
| Career Tech                          | \$ | 28                 | \$                  | 5 16.86%                        |
| Gifted                               | \$ | 268,000            | \$                  | 44,630 16.65%                   |
| English Learners                     | \$ | 39,000             | \$                  | 6,615 16.96%                    |
| Student Wellness and Success         | \$ | 301,683            | \$                  | 50,281 16.67%                   |
| Medicaid Reimbursement               | \$ | 750,000            | \$                  | 1,916 0.26%                     |
| Federal Unrestricted                 | \$ | 1,900,000          | \$                  | 283,820 14.94%                  |
| JROTC                                | \$ | 60,000             | \$                  | - 0.00%                         |
| Advances In                          | \$ | 500,000            | \$                  | 1,989,793 397.96%               |
| Refund of prior year expenditures    | \$ | 14,000             | \$                  | 332 2.37%                       |
| <b>Total Operating Receipts</b>      | \$ | <b>102,147,801</b> | \$                  | <b>40,842,498</b> 39.98%        |
| <b>Total Receipts plus Balance</b>   | \$ | <b>133,285,882</b> | \$                  | <b>71,980,579</b> 54.00%        |
| <b>EXPENDITURES</b>                  |    |                    |                     |                                 |
| Salaries                             | \$ | 64,574,981         | \$                  | 8,555,633 13.25%                |
| Fringe Benefits                      | \$ | 24,164,863         | \$                  | 3,254,091 13.47%                |
| Purchased Services                   | \$ | 10,230,138         | \$                  | 1,815,668 17.75%                |
| Supplies/Textbooks/Teaching Aids     | \$ | 3,168,442          | \$                  | 495,208 15.63%                  |
| Capital Equipment/Improvements       | \$ | 1,608,186          | \$                  | 464,200 28.86%                  |
| Debt/Interest Payments               |    |                    | \$                  | - #DIV/0!                       |
| Advances Out                         | \$ | 550,000            | \$                  | 174,525 31.73%                  |
| <b>Total Expenditures</b>            | \$ | <b>104,296,610</b> | \$                  | <b>14,759,324</b> 14.15%        |
| <b>ENDING CASH BALANCE</b>           | \$ | <b>28,989,272</b>  | \$                  | <b>57,221,255</b> 59.12%        |
| Carryover Encumbrances               |    |                    | \$                  | 6,473,642                       |
| <b>ENDING UNRESERVED BALANCE</b>     |    |                    | \$                  | <b>50,747,612</b>               |



|                    | FY2019        | FY2020        | FY2021        | FY2022        | FY2023        |
|--------------------|---------------|---------------|---------------|---------------|---------------|
| Property Taxes     | \$ 30,570,506 | \$ 31,470,646 | \$ 35,855,754 | \$ 35,235,442 | \$ 35,982,355 |
| Local Revenue      | \$ 306,505    | \$ 202,420    | \$ 22,454     | \$ 47,074     | \$ 187,288    |
| State Revenue      | \$ 2,626,300  | \$ 2,636,196  | \$ 2,331,975  | \$ 2,065,294  | \$ 2,394,157  |
| Federal Revenue    | \$ 384,747    | \$ 205,914    | \$ 275,105    | \$ 668,643    | \$ 285,736    |
| Total Cash Balance | \$ 33,888,058 | \$ 34,515,177 | \$ 38,485,289 | \$ 38,016,454 | \$ 38,849,536 |

Expenditure Comparison August 2018-2022



|                    | FY2019          | FY2020          | FY2021          | FY2022       | FY2023       |
|--------------------|-----------------|-----------------|-----------------|--------------|--------------|
| Salaries           | \$ 7,447,844.03 | \$ 7,625,560.47 | \$ 8,693,452.60 | \$ 8,891,863 | \$ 8,555,633 |
| Fringe Benefits    | \$ 3,297,341.54 | \$ 3,540,537.85 | \$ 3,013,885.72 | \$ 3,163,780 | \$ 3,254,091 |
| Purchased Services | \$ 2,523,297.53 | \$ 2,925,749.35 | \$ 2,933,655.02 | \$ 2,151,137 | \$ 1,815,668 |
| Teching Supplies   | \$ 180,313.99   | \$ 189,273.53   | \$ 299,056.75   | \$ 600,817   | \$ 495,208   |
| Equip/Improvements | \$ 16,124.28    | \$ 58,499.14    | \$ 28,615.01    | \$ 140,020   | \$ 464,200   |

| BEAVERCREEK CITY SCHOOLS FINANCIAL SUMMARY OF FUNDS August 31, 2022 |  |                         |                         |                         |                         |                         |                         |                        |                         |  |
|---|--|-------------------------|-------------------------|-------------------------|-------------------------|-------------------------|-------------------------|------------------------|-------------------------|--|
| Fund  | Description                              | Initial Cash            | MTD Received            | FYTD Received           | MTD Expended            | FYTD Expended           | Fund Balance            | Encumbrance            | Unencumbered Balance    |  |
| 001   | GENERAL FUND                             | \$ 31,138,081.40        | \$ 7,941,478.50         | \$ 40,842,497.76        | \$ 7,524,986.70         | \$ 14,759,824.20        | \$ 57,221,254.96        | \$ 6,065,520.79        | \$ 51,155,734.17        |  |
| 002   | DEBT                                     | \$ 3,733,636.13         | \$ 389,474.05           | \$ 2,543,474.05         | \$ 23,985.26            | \$ 23,985.26            | \$ 6,253,124.92         | \$ -                   | \$ 6,253,124.92         |  |
| 003   | PERMANENT IMPROVEMENT                    | \$ 3,160,162.26         | \$ 195,271.88           | \$ 1,272,271.88         | \$ 204,905.83           | \$ 583,615.26           | \$ 3,948,818.88         | \$ 825,049.43          | \$ 3,023,769.45         |  |
| 006   | LUNCHROOM                                | \$ 1,656,647.25         | \$ 185,942.91           | \$ 188,243.42           | \$ 294,399.59           | \$ 402,498.21           | \$ 1,442,392.46         | \$ 1,293,522.06        | \$ 148,870.40           |  |
| 007   | SCHOLARSHIP & LAND LAB                   | \$ 69,716.36            | \$ 8,000.00             | \$ 8,000.00             | \$ 8,600.00             | \$ 69,650.00            | \$ 8,066.36             | \$ 616.36              | \$ 7,450.00             |  |
| 009   | STUDENT FEES                             | \$ 918,044.67           | \$ 5,496.29             | \$ 6,967.88             | \$ 114,548.01           | \$ 213,453.00           | \$ 711,559.55           | \$ 115,083.24          | \$ 596,476.31           |  |
| 018   | BUILDING FUNDS                           | \$ 402,849.25           | \$ 30,882.73            | \$ 37,484.44            | \$ 31,607.58            | \$ 60,436.37            | \$ 379,897.32           | \$ 41,007.11           | \$ 338,890.21           |  |
| 019   | SCHOOL GRANTS                            | \$ 36,186.73            | \$ -                    | \$ -                    | \$ -                    | \$ -                    | \$ 36,186.73            | \$ -                   | \$ 36,186.73            |  |
| 020   | SUMMER SCHOOL AND AFTERCARE PROGRAM      | \$ 68,798.92            | \$ 450.00               | \$ 15,405.00            | \$ 35,636.65            | \$ 44,989.88            | \$ 39,214.04            | \$ -                   | \$ 39,214.04            |  |
| 022   | EMPLOYEE INSURANCE ESCROW ACCT           | \$ 265,746.58           | \$ 622,051.86           | \$ 1,230,342.62         | \$ 773,223.69           | \$ 1,881,732.45         | \$ (385,643.25)         | \$ 128,644.00          | \$ (514,287.25)         |  |
| 024   | MEDICAL AND DENTAL INSURANCE (NEW)       | \$ 1,236,113.13         | \$ 1,307,429.72         | \$ 2,313,714.68         | \$ 1,153,922.00         | \$ 2,302,586.00         | \$ 1,247,241.81         | \$ -                   | \$ 1,247,241.81         |  |
| 027   | WORKERS COMP INSURANCE FUND              | \$ 476,868.70           | \$ 8,974.24             | \$ 18,317.25            | \$ 18,272.00            | \$ 21,614.80            | \$ 473,571.15           | \$ 77,432.00           | \$ 396,139.15           |  |
| 200   | STUDENT MANAGED ACTIVITY FUNDS           | \$ 231,354.22           | \$ 480.00               | \$ 530.00               | \$ 2,170.94             | \$ 3,191.94             | \$ 228,692.28           | \$ 30,553.65           | \$ 198,138.63           |  |
| 300   | ADVISOR MANAGED ACTIVITY FUNDS           | \$ 850,756.36           | \$ 7,877.64             | \$ 8,268.62             | \$ 71,165.74            | \$ 73,870.15            | \$ 785,154.83           | \$ 195,434.73          | \$ 589,720.10           |  |
| 401   | AUXILIARY FUNDS                          | \$ 94,422.21            | \$ 263,870.31           | \$ 263,877.30           | \$ 66,394.84            | \$ 134,120.45           | \$ 224,179.06           | \$ 23,837.26           | \$ 200,341.80           |  |
| 499   | STATE GRANTS                             | \$ 195,544.69           | \$ 210,000.00           | \$ 211,249.55           | \$ 8,714.01             | \$ 401,663.56           | \$ 5,130.68             | \$ 185,924.57          | \$ (180,793.89)         |  |
| 507   | ESSER GRANTS-COVID FEDERAL GRANTS        | \$ 99,805.35            | \$ 350,260.32           | \$ 1,366,954.79         | \$ 343,857.82           | \$ 1,636,093.27         | \$ (169,333.13)         | \$ 231,189.22          | \$ (400,522.35)         |  |
| 516   | IDEA SPECIAL EDUCATION FEDERAL GRANTS    | \$ 74,656.62            | \$ 151,085.12           | \$ 241,649.13           | \$ 191,747.67           | \$ 508,053.42           | \$ (191,747.67)         | \$ 45,943.94           | \$ (237,691.61)         |  |
| 551   | LEP/TITLE III FY2022 - Fiori             | \$ -                    | \$ 423.52               | \$ 423.52               | \$ -                    | \$ 423.52               | \$ -                    | \$ -                   | \$ -                    |  |
| 572   | TITLE I READING FEDERAL GRANT            | \$ -                    | \$ 22,973.19            | \$ 39,165.98            | \$ 274.42               | \$ 39,440.40            | \$ (274.42)             | \$ -                   | \$ (274.42)             |  |
| 584   | TITLE IV-A INNOVATIVE PROJ FEDERAL GRANT | \$ 20,108.94            | \$ -                    | \$ 33,530.85            | \$ 2,799.90             | \$ 56,439.69            | \$ (2,799.90)           | \$ 22,738.87           | \$ (25,538.77)          |  |
| 587   | PRESCHOOL FEDERAL GRANTS                 | \$ 20,721.83            | \$ 34,531.25            | \$ 41,339.75            | \$ 13,889.59            | \$ 75,901.17            | \$ (13,839.59)          | \$ 58.01               | \$ (13,897.60)          |  |
| 590   | TITLE II-A PROF DEV FEDERAL GRANT        | \$ 39,629.31            | \$ 2,519.42             | \$ 20,336.75            | \$ 9,230.58             | \$ 69,196.64            | \$ (9,230.58)           | \$ 62,316.06           | \$ (71,546.64)          |  |
| 599   | STARBASE (WPAFB) FY09-FY22               | \$ -                    | \$ -                    | \$ -                    | \$ 23,550.41            | \$ 214,370.88           | \$ (214,370.88)         | \$ -                   | \$ (214,370.88)         |  |
| <b>Grand Total</b>  |  | <b>\$ 44,789,850.91</b> | <b>\$ 11,739,472.95</b> | <b>\$ 50,704,045.22</b> | <b>\$ 10,917,838.23</b> | <b>\$ 23,576,650.52</b> | <b>\$ 71,917,245.61</b> | <b>\$ 9,344,871.30</b> | <b>\$ 62,572,374.31</b> |  |





| BEAVERCREEK CITY SCHOOL DISTRICT       |  |                     |             |                     |                     |
|--|--|---------------------|-------------|---------------------|---------------------|
| INVESTMENT INCOME                      |  |                     |             |                     |                     |
| August 2022                            |  |                     |             |                     |                     |
| <b>INVESTMENT INCOME:</b>              |  |                     |             |                     |                     |
| <b>Bank</b>                            |  |                     |             | <b>Amount</b>       | <b>Receipt Code</b> |
| US Bank - Meeder - MM                  |  |                     | Variable    | 0.00                | 001-1410-0000       |
| US Bank - Meeder - Investment          |  |                     | Variable    | 9,543.31            | 001-1410-0000       |
| US Bank - Meeder - Prem./Disc.         |  |                     | Variable    | 0.00                | 001-1410-0000       |
| US Bank - Meeder - Gain/(Loss)         |  |                     | Variable    | 0.00                | 001-1410-0000       |
| Chase - High Yield Savings             |  |                     | 0.05%       | 0.68                | 001-1410-0000       |
| Star Ohio                              |  |                     | 2.38%       | 67,214.24           | 001-1410-0000       |
| PNC Bank - Business Money Market       |  |                     | 1.13%       | 71.30               | 001-1410-0000       |
| TOTAL INVESTMENT INCOME                |  |                     |             | <b>\$ 76,829.53</b> |                     |
| <b>INVESTMENT INCOME DISTRIBUTION:</b> |  |                     |             |                     |                     |
| <b>Fund</b>                            |  | <b>Fund Balance</b> | <b>Rate</b> | <b>Amount</b>       | <b>Receipt Code</b> |
| Food Service Fund                      |  | 1,442,332.36        | 0.05%       | 60.10               | 006-1410-0000       |
| Dayton Islamic                         |  | 92,703.61           | 0.05%       | 3.86                | 401-1410-9523       |
| St. Luke                               |  | 39,707.45           | 0.05%       | 1.65                | 401-1410-9623       |
| Carroll HS                             |  | 84,714.58           | 0.05%       | 3.53                | 401-1410-9723       |
| Bright Beginnings                      |  | 7,044.09            | 0.05%       | 0.29                | 401-1410-9923       |
|  |  |                     |             | <b>\$ 69.43</b>     |                     |
| General Fund Interest Distribution     |  |                     |             | <b>\$ (69.43)</b>   | 001-1410-0000       |



## **Beavercreek City School District Operating Account**

Monthly Investment Report  
August 31, 2022

**Your Investment Representative:**

Eileen Stanic  
(440) 662-8268  
estanic@meederinvestment.com

For questions about your account please contact your investment representative or contact [publicfundsoperations@meederinvestment.com](mailto:publicfundsoperations@meederinvestment.com)  
**Dublin, Ohio | Lansing, Michigan | Long Beach, California | Austin, Texas | 866-633-3371 | [www.meederpublicfunds.com](http://www.meederpublicfunds.com)**

Beavercreek City School District Operating Account

**PORTFOLIO SUMMARY**

As of August 31, 2022



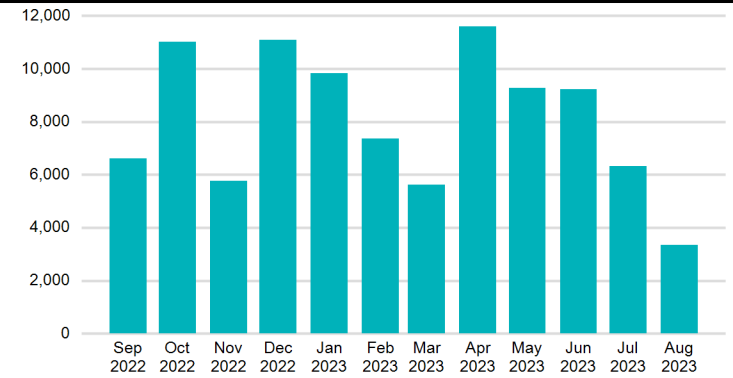
**MONTHLY RECONCILIATION**

|                             |                      |
|-----------------------------|----------------------|
| <b>Beginning Book Value</b> | <b>12,790,767.65</b> |
| Contributions               |                      |
| Withdrawals                 |                      |
| Prior Month Management Fees | (938.52)             |
| Prior Month Custodian Fees  | (104.28)             |
| Realized Gains/Losses       |                      |
| Gross Interest Earnings     | 9,543.31             |
| <b>Ending Book Value</b>    | <b>12,799,268.16</b> |

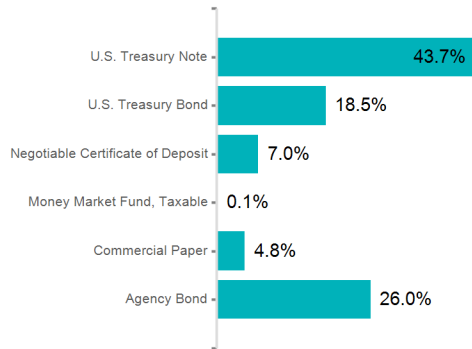
**PORTFOLIO CHARACTERISTICS**

|                              |          |
|------------------------------|----------|
| Portfolio Yield to Maturity  | 1.23%    |
| Portfolio Effective Duration | 1.69 yrs |
| Weighted Average Maturity    | 1.75 yrs |

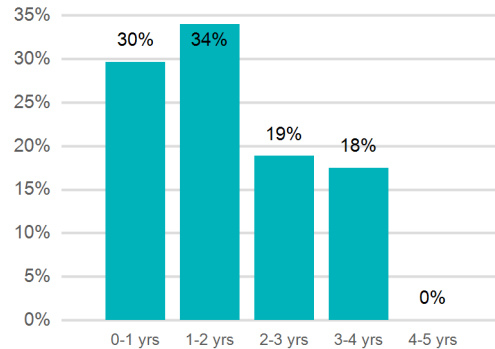
**PROJECTED MONTHLY INCOME SCHEDULE**



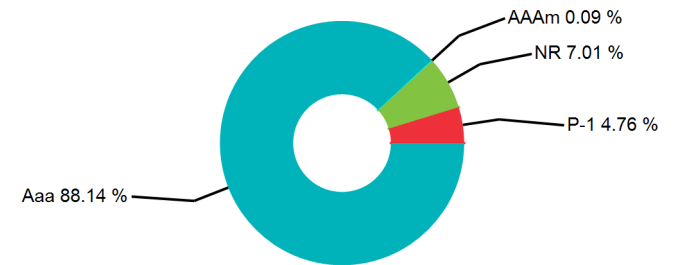
**SECTOR ALLOCATION**



**MATURITY DISTRIBUTION**



**CREDIT QUALITY**



Beavercreek City School District Operating Account

**PROJECTED INCOME SCHEDULE**

As of August 31, 2022



| CUSIP     | SECURITY DESCRIPTION                                  | Sep 2022 | Oct 2022 | Nov 2022 | Dec 2022 | Jan 2023 | Feb 2023 | Mar 2023 | Apr 2023 | May 2023 | Jun 2023 | Jul 2023 | Aug 2023 |
|-----------|---|----------|----------|----------|----------|----------|----------|----------|----------|----------|----------|----------|----------|
| 05580AE83 | BMW Bank of North America 0.650% 10/15/2024           |          | 811      |          |          |          |          |          | 807      |          |          |          |          |
| 3130AKJN7 | FHLB 0.670% 06/16/2026                                |          |          |          | 821      |          |          |          |          |          | 821      |          |          |
| 3130ALLP7 | FHLB 0.650% 03/17/2025                                | 488      |          |          |          |          |          | 488      |          |          |          |          |          |
| 3130AMRY0 | FHLB 0.125% 06/02/2023                                |          |          |          | 125      |          |          |          |          |          | 293      |          |          |
| 3130ANHK9 | FHLB 0.420% 06/26/2024                                |          |          |          |          |          | 1,050    |          |          |          |          |          | 1,050    |
| 3130APGQ2 | FHLB 0.875% 10/21/2025                                |          | 372      |          |          |          |          |          | 372      |          |          |          |          |
| 3130AQ5X7 | FHLB 1.150% 12/30/2024                                |          |          |          | 1,438    |          |          |          |          |          | 1,438    |          |          |
| 3133EL3H5 | FFCB 0.570% 08/12/2025                                |          |          |          |          |          | 770      |          |          |          |          |          | 770      |
| 3133ELC85 | FFCB 0.820% 05/27/2026                                |          |          | 902      |          |          |          |          |          | 902      |          |          |          |
| 3133EM2E1 | FFCB 0.160% 08/10/2023                                |          |          |          |          |          | 200      |          |          |          |          |          | 553      |
| 3133EMNG3 | FFCB 0.230% 01/19/2024                                |          |          |          |          | 115      |          |          |          |          |          | 115      |          |
| 3133ENGQ7 | FFCB 0.920% 12/09/2024                                |          |          |          | 644      |          |          |          |          |          | 644      |          |          |
| 3133ENZG8 | FFCB 3.375% 06/20/2025                                |          |          |          | 2,517    |          |          |          |          |          | 2,531    |          |          |
| 3134GXBM5 | FMCC 0.600% 11/12/2025                                |          |          | 1,050    |          |          |          |          |          | 1,050    |          |          |          |
| 3134GXFV1 | FMCC 0.625% 12/17/2025                                |          |          |          | 625      |          |          |          |          |          | 625      |          |          |
| 3135G03U5 | FNMA 0.625% 04/22/2025                                |          | 469      |          |          |          |          |          | 469      |          |          |          |          |
| 3137EAER6 | FMCC 0.375% 05/05/2023                                |          |          | 375      |          |          |          |          |          | 3,485    |          |          |          |
| 38149ME33 | Goldman Sachs Bank USA Holdings LLC 0.650% 10/21/2024 |          | 811      |          |          |          |          |          | 807      |          |          |          |          |
| 46640QMV0 | J.P. Morgan Securities LLC 12/29/2022                 |          |          |          | 2,189    |          |          |          |          |          |          |          |          |
| 46640QNQ0 | J.P. Morgan Securities LLC 01/24/2023                 |          |          |          |          | 2,537    |          |          |          |          |          |          |          |
| 53948BP37 | Lloyds Bank Corporate Markets PLC 02/03/2023          |          |          |          |          |          | 2,659    |          |          |          |          |          |          |
| 62479MN41 | MUFG Bank, Ltd. 01/04/2023                            |          |          |          |          | 1,983    |          |          |          |          |          |          |          |

Beavercreek City School District Operating Account

**PROJECTED INCOME SCHEDULE**

As of August 31, 2022



| CUSIP     | SECURITY DESCRIPTION                     | Sep 2022 | Oct 2022 | Nov 2022 | Dec 2022 | Jan 2023 | Feb 2023 | Mar 2023 | Apr 2023 | May 2023 | Jun 2023 | Jul 2023 | Aug 2023 |
|-----------|--|----------|----------|----------|----------|----------|----------|----------|----------|----------|----------|----------|----------|
| 856285XV8 | State Bank of India 0.700%<br>10/18/2024 |          | 872      |          |          |          |          |          | 872      |          |          |          |          |
| 87165FC28 | Synchrony Bank 0.650%<br>10/15/2024      |          | 569      |          |          |          |          |          | 569      |          |          |          |          |
| 9128284D9 | UST 2.500% 03/31/2023                    | 2,500    |          |          |          |          |          | 1,500    |          |          |          |          |          |
| 9128286A3 | UST 2.625% 01/31/2026                    |          |          |          |          | 4,331    |          |          |          |          |          | 4,331    |          |
| 9128286F2 | UST 2.500% 02/28/2026                    |          |          |          |          |          | 2,000    |          |          |          |          |          |          |
| 9128286L9 | UST 2.250% 03/31/2026                    | 1,800    |          |          |          |          |          | 1,800    |          |          |          |          |          |
| 9128286S4 | UST 2.375% 04/30/2026                    |          | 1,900    |          |          |          |          |          | 1,900    |          |          |          |          |
| 9128286X3 | UST 2.125% 05/31/2026                    |          |          | 2,338    |          |          |          |          |          | 2,338    |          |          |          |
| 9128287B0 | UST 1.875% 06/30/2026                    |          |          |          | 1,875    |          |          |          |          |          | 1,875    |          |          |
| 912828R28 | UST 1.625% 04/30/2023                    |          | 1,625    |          |          |          |          |          | 2,180    |          |          |          |          |
| 912828ZH6 | UST 0.250% 04/15/2023                    |          | 188      |          |          |          |          |          | 363      |          |          |          |          |
| 912828ZY9 | UST 0.125% 07/15/2023                    |          |          |          |          | 156      |          |          |          |          |          | 674      |          |
| 91282CAF8 | UST 0.125% 08/15/2023                    |          |          |          |          |          | 156      |          |          |          |          |          | 576      |
| 91282CAK7 | UST 0.125% 09/15/2023                    | 78       |          |          |          |          |          | 78       |          |          |          |          |          |
| 91282CAP6 | UST 0.125% 10/15/2023                    |          | 78       |          |          |          |          |          | 78       |          |          |          |          |
| 91282CAR2 | UST 0.125% 10/31/2022                    |          | 137      |          |          |          |          |          |          |          |          |          |          |
| 91282CAW1 | UST 0.250% 11/15/2023                    |          |          | 563      |          |          |          |          |          | 563      |          |          |          |
| 91282CBA8 | UST 0.125% 12/15/2023                    |          |          |          | 188      |          |          |          |          |          | 188      |          |          |
| 91282CBD2 | UST 0.125% 12/31/2022                    |          |          |          | 258      |          |          |          |          |          |          |          |          |
| 91282CBE0 | UST 0.125% 01/15/2024                    |          |          |          |          | 94       |          |          |          |          |          | 94       |          |
| 91282CBM2 | UST 0.125% 02/15/2024                    |          |          |          |          |          | 125      |          |          |          |          |          | 125      |
| 91282CBR1 | UST 0.250% 03/15/2024                    | 313      |          |          |          |          |          | 313      |          |          |          |          |          |
| 91282CBV2 | UST 0.375% 04/15/2024                    |          | 469      |          |          |          |          |          | 469      |          |          |          |          |
| 91282CCC3 | UST 0.250% 05/15/2024                    |          |          | 375      |          |          |          |          |          | 375      |          |          |          |
| 91282CCD1 | UST 0.125% 05/31/2023                    |          |          | 156      |          |          |          |          |          | 566      |          |          |          |

Beavercreek City School District Operating Account

**PROJECTED INCOME SCHEDULE**

As of August 31, 2022



| CUSIP        | SECURITY DESCRIPTION  | Sep 2022     | Oct 2022      | Nov 2022     | Dec 2022      | Jan 2023     | Feb 2023     | Mar 2023     | Apr 2023      | May 2023     | Jun 2023     | Jul 2023     | Aug 2023     |
|--------------|-----------------------|--------------|---------------|--------------|---------------|--------------|--------------|--------------|---------------|--------------|--------------|--------------|--------------|
| 91282CCG4    | UST 0.250% 06/15/2024 |              |               |              | 250           |              |              |              |               |              | 250          |              |              |
| 91282CCK5    | UST 0.125% 06/30/2023 |              |               |              | 156           |              |              |              |               |              | 566          |              |              |
| 91282CCL3    | UST 0.375% 07/15/2024 |              |               |              |               | 469          |              |              |               |              |              | 469          |              |
| 91282CCN9    | UST 0.125% 07/31/2023 |              |               |              |               | 156          |              |              |               |              |              | 635          |              |
| 91282CCT6    | UST 0.375% 08/15/2024 |              |               |              |               |              | 281          |              |               |              |              |              | 281          |
| 91282CCU3    | UST 0.125% 08/31/2023 |              |               |              |               |              | 125          |              |               |              |              |              |              |
| 91282CCX7    | UST 0.375% 09/15/2024 | 281          |               |              |               |              |              | 281          |               |              |              |              |              |
| 91282CDA6    | UST 0.250% 09/30/2023 | 1,156        |               |              |               |              |              | 1,156        |               |              |              |              |              |
| 91282CDB4    | UST 0.625% 10/15/2024 |              | 469           |              |               |              |              |              | 469           |              |              |              |              |
| 91282CDD0    | UST 0.375% 10/31/2023 |              | 281           |              |               |              |              |              | 281           |              |              |              |              |
| 91282CEH0    | UST 2.625% 04/15/2025 |              | 1,969         |              |               |              |              |              | 1,969         |              |              |              |              |
| <b>TOTAL</b> |                       | <b>6,616</b> | <b>11,019</b> | <b>5,758</b> | <b>11,085</b> | <b>9,841</b> | <b>7,366</b> | <b>5,616</b> | <b>11,604</b> | <b>9,278</b> | <b>9,231</b> | <b>6,317</b> | <b>3,354</b> |

Beavercreek City School District Operating Account

**POSITION STATEMENT**

As of August 31, 2022



| CUSIP                            | Security Description       | Trade Date/<br>Settlement Date | Par Value              | Principal Cost/<br>Purchased Interest | Total Cost             | Yield at Cost | Maturity/<br>Duration | Market Price/<br>Market Value | Unrealized Gain/<br>(Loss) | % of Assets   | Moody's/<br>S&P Rating |
|----------------------------------|----------------------------|--------------------------------|------------------------|---------------------------------------|------------------------|---------------|-----------------------|-------------------------------|----------------------------|---------------|------------------------|
| <b>Cash and Cash Equivalents</b> |                            |                                |                        |                                       |                        |               |                       |                               |                            |               |                        |
| 31846V567                        | First American Funds, Inc. | 8/31/2022<br>8/31/2022         | \$11,458.88            | \$11,458.88                           | \$11,458.88            | 2.01%         | 0.003<br>0.003        | \$1.00<br>\$11,458.88         | \$0.00                     | 0.02%         | AAAm                   |
| STAROHIO                         | STAR Ohio XX179            | 8/31/2022<br>8/31/2022         | \$39,674,552.35        | \$39,674,552.35                       | \$39,674,552.35        | 2.36%         | 0.003<br>0.003        | \$1.00<br>\$39,674,552.35     | \$0.00                     | 76.14%        | AAAm                   |
| <b>SubTotal</b>                  |                            |                                | <b>\$39,686,011.23</b> | <b>\$39,686,011.23</b>                | <b>\$39,686,011.23</b> | <b>2.36%</b>  |                       | <b>\$39,686,011.23</b>        | <b>\$0.00</b>              | <b>76.16%</b> |                        |
| <b>Agency Bond</b>               |                            |                                |                        |                                       |                        |               |                       |                               |                            |               |                        |
| 3137EAER6                        | FMCC 0.375%<br>05/05/2023  | 5/27/2022<br>5/31/2022         | \$200,000.00           | \$196,890.00<br>\$54.17               | \$196,944.17           | 2.08%         | 0.677<br>0.667        | \$98.02<br>\$196,040.00       | (\$850.00)                 | 0.38%         | Aaa<br>AA+             |
| 3130AMRY0                        | FHLB 0.125%<br>06/02/2023  | 9/1/2021<br>9/2/2021           | \$200,000.00           | \$199,831.60                          | \$199,831.60           | 0.17%         | 0.753<br>0.743        | \$97.58<br>\$195,162.00       | (\$4,669.60)               | 0.37%         | Aaa<br>AA+             |
| 3133EM2E1                        | FFCB 0.160%<br>08/10/2023  | 8/9/2021<br>8/10/2021          | \$250,000.00           | \$249,647.50                          | \$249,647.50           | 0.23%         | 0.942<br>0.927        | \$96.85<br>\$242,130.00       | (\$7,517.50)               | 0.46%         | Aaa<br>AA+             |
| 3133EMNG3                        | FFCB 0.230%<br>01/19/2024  | 8/23/2021<br>8/24/2021         | \$100,000.00           | \$99,746.00                           | \$99,746.00            | 0.34%         | 1.386<br>1.362        | \$95.62<br>\$95,624.00        | (\$4,122.00)               | 0.18%         | Aaa<br>AA+             |
| 3130ANHK9                        | FHLB 0.420%<br>06/26/2024  | 9/2/2021<br>9/3/2021           | \$500,000.00           | \$499,875.00                          | \$499,875.00           | 0.43%         | 1.822<br>1.782        | \$94.14<br>\$470,710.00       | (\$29,165.00)              | 0.90%         | Aaa<br>AA+             |
| 3133ENGQ7                        | FFCB 0.920%<br>12/09/2024  | 12/3/2021<br>12/9/2021         | \$140,000.00           | \$139,938.40                          | \$139,938.40           | 0.93%         | 2.277<br>2.214        | \$94.52<br>\$132,329.40       | (\$7,609.00)               | 0.25%         | Aaa<br>AA+             |
| 3130AQ5X7                        | FHLB 1.150%<br>12/30/2024  | 12/3/2021<br>1/3/2022          | \$250,000.00           | \$250,000.00                          | \$250,000.00           | 1.15%         | 2.334<br>2.247        | \$94.18<br>\$235,442.50       | (\$14,557.50)              | 0.45%         | Aaa<br>AA+             |
| 3130ALLP7                        | FHLB 0.650%<br>03/17/2025  | 7/7/2022<br>7/8/2022           | \$150,000.00           | \$140,163.60<br>\$300.63              | \$140,464.23           | 3.21%         | 2.545<br>2.463        | \$92.46<br>\$138,696.00       | (\$1,467.60)               | 0.27%         | Aaa<br>AA+             |
| 3135G03U5                        | FNMA 0.625%<br>04/22/2025  | 7/7/2022<br>7/8/2022           | \$150,000.00           | \$139,978.65<br>\$197.92              | \$140,176.57           | 3.15%         | 2.644<br>2.572        | \$92.65<br>\$138,976.50       | (\$1,002.15)               | 0.27%         | Aaa<br>AA+             |
| 3133ENZG8                        | FFCB 3.375%<br>06/20/2025  | 7/7/2022<br>7/8/2022           | \$150,000.00           | \$151,089.30<br>\$239.06              | \$151,328.36           | 3.12%         | 2.805<br>2.636        | \$99.71<br>\$149,563.50       | (\$1,525.80)               | 0.29%         | Aaa<br>AA+             |
| 3133EL3H5                        | FFCB 0.570%<br>08/12/2025  | 7/15/2022<br>7/18/2022         | \$270,000.00           | \$247,549.50                          | \$247,549.50           | 3.45%         | 2.951<br>2.856        | \$91.42<br>\$246,831.30       | (\$718.20)                 | 0.47%         | Aaa<br>AA+             |
| 3130APGQ2                        | FHLB 0.875%<br>10/21/2025  | 7/12/2022<br>7/13/2022         | \$85,000.00            | \$78,200.00<br>\$169.41               | \$78,369.41            | 3.48%         | 3.142<br>3.004        | \$91.42<br>\$77,709.55        | (\$490.45)                 | 0.15%         | Aaa<br>AA+             |
| 3134GXBM5                        | FMCC 0.600%<br>11/12/2025  | 7/15/2022<br>7/18/2022         | \$350,000.00           | \$319,025.00<br>\$385.00              | \$319,410.00           | 3.45%         | 3.203<br>3.087        | \$90.61<br>\$317,131.50       | (\$1,893.50)               | 0.61%         | Aaa<br>AA+             |



Beavercreek City School District Operating Account

**POSITION STATEMENT**

As of August 31, 2022



| CUSIP                                    | Security Description   | Trade Date/<br>Settlement Date | Par Value             | Principal Cost/<br>Purchased Interest      | Total Cost            | Yield at Cost | Maturity/<br>Duration | Market Price/<br>Market Value | Unrealized Gain/<br>(Loss) | % of Assets  | Moody's/<br>S&P Rating |
|--|--|--------------------------------|-----------------------|--|-----------------------|---------------|-----------------------|-------------------------------|----------------------------|--------------|------------------------|
| 3134GXFV1                                | FMCC 0.625%<br>12/17/2025                                      | 5/26/2022<br>5/27/2022         | \$200,000.00          | \$185,105.80                               | \$185,105.80          | 2.84%         | 3.299<br>3.169        | \$90.45<br>\$180,892.00       | (\$4,213.80)               | 0.35%        | Aaa<br>AA+             |
| 3133ELC85                                | FFCB 0.820%<br>05/27/2026                                      | 5/12/2022<br>5/13/2022         | \$220,000.00          | \$202,118.40                               | \$202,118.40          | 2.97%         | 3.740<br>3.538        | \$90.05<br>\$198,101.20       | (\$4,017.20)               | 0.38%        | Aaa<br>AA+             |
| 3130AKJN7                                | FHLB 0.670%<br>06/16/2026                                      | 4/29/2022<br>5/3/2022          | \$245,000.00          | \$221,908.75                               | \$221,908.75          | 3.13%         | 3.795<br>3.614        | \$89.24<br>\$218,642.90       | (\$3,265.85)               | 0.42%        | Aaa<br>AA+             |
| <b>SubTotal</b>                          |  |                                | <b>\$3,460,000.00</b> | <b>\$3,321,067.50</b><br><b>\$1,346.19</b> | <b>\$3,322,413.69</b> | <b>2.00%</b>  |                       | <b>\$3,233,982.35</b>         | <b>(\$87,085.15)</b>       | <b>6.21%</b> |                        |
| <b>Commercial Paper</b>                  |  |                                |                       |  |                       |               |                       |                               |                            |              |                        |
| 46640QMV0                                | J.P. Morgan<br>Securities LLC<br>12/29/2022                    | 4/29/2022<br>5/2/2022          | \$150,000.00          | \$147,810.92                               | \$147,810.92          | 2.21%         | 0.329<br>0.325        | \$98.92<br>\$148,384.50       | \$573.58                   | 0.28%        | P-1<br>A-1             |
| 62479MN41                                | MUFG Bank, Ltd.<br>01/04/2023                                  | 5/10/2022<br>5/11/2022         | \$150,000.00          | \$148,016.67                               | \$148,016.67          | 2.03%         | 0.345<br>0.341        | \$98.80<br>\$148,200.00       | \$183.33                   | 0.28%        | P-1<br>A-1             |
| 46640QNQ0                                | J.P. Morgan<br>Securities LLC<br>01/24/2023                    | 4/29/2022<br>5/2/2022          | \$150,000.00          | \$147,463.50                               | \$147,463.50          | 2.32%         | 0.400<br>0.395        | \$98.61<br>\$147,913.50       | \$450.00                   | 0.28%        | P-1<br>A-1             |
| 53948BP37                                | Lloyds Bank<br>Corporate Markets<br>PLC 02/03/2023             | 5/10/2022<br>5/12/2022         | \$150,000.00          | \$147,341.13                               | \$147,341.13          | 2.43%         | 0.427<br>0.422        | \$98.45<br>\$147,673.50       | \$332.37                   | 0.28%        | P-1<br>A-1             |
| <b>SubTotal</b>                          |  |                                | <b>\$600,000.00</b>   | <b>\$590,632.22</b>                        | <b>\$590,632.22</b>   | <b>2.25%</b>  |                       | <b>\$592,171.50</b>           | <b>\$1,539.28</b>          | <b>1.14%</b> |                        |
| <b>Negotiable Certificate of Deposit</b> |  |                                |                       |  |                       |               |                       |                               |                            |              |                        |
| 05580AE83                                | BMW Bank of North<br>America 0.650%<br>10/15/2024              | 10/8/2021<br>10/15/2021        | \$249,000.00          | \$248,253.00                               | \$248,253.00          | 0.75%         | 2.126<br>2.074        | \$94.49<br>\$235,287.57       | (\$12,965.43)              | 0.45%        |                        |
| 87165FC28                                | Synchrony Bank<br>0.650% 10/15/2024                            | 10/8/2021<br>10/15/2021        | \$175,000.00          | \$174,475.00                               | \$174,475.00          | 0.75%         | 2.126<br>2.074        | \$94.49<br>\$165,362.75       | (\$9,112.25)               | 0.32%        |                        |
| 856285XV8                                | State Bank of India<br>0.700% 10/18/2024                       | 10/8/2021<br>10/18/2021        | \$249,000.00          | \$248,502.00                               | \$248,502.00          | 0.77%         | 2.134<br>2.081        | \$94.57<br>\$235,489.26       | (\$13,012.74)              | 0.45%        |                        |
| 38149ME33                                | Goldman Sachs<br>Bank USA Holdings<br>LLC 0.650%<br>10/21/2024 | 10/8/2021<br>10/21/2021        | \$249,000.00          | \$248,253.00                               | \$248,253.00          | 0.75%         | 2.142<br>2.090        | \$94.45<br>\$235,180.50       | (\$13,072.50)              | 0.45%        |                        |
| <b>SubTotal</b>                          |  |                                | <b>\$922,000.00</b>   | <b>\$919,483.00</b>                        | <b>\$919,483.00</b>   | <b>0.76%</b>  |                       | <b>\$871,320.08</b>           | <b>(\$48,162.92)</b>       | <b>1.67%</b> |                        |

Beavercreek City School District Operating Account

**POSITION STATEMENT**

As of August 31, 2022



| CUSIP                     | Security Description     | Trade Date/<br>Settlement Date | Par Value             | Principal Cost/<br>Purchased Interest | Total Cost            | Yield at Cost | Maturity/<br>Duration | Market Price/<br>Market Value | Unrealized Gain/<br>(Loss) | % of Assets  | Moody's/<br>S&P Rating |
|---------------------------|--------------------------|--------------------------------|-----------------------|---------------------------------------|-----------------------|---------------|-----------------------|-------------------------------|----------------------------|--------------|------------------------|
| <b>U.S. Treasury Bond</b> |                          |                                |                       |                                       |                       |               |                       |                               |                            |              |                        |
| 9128284D9                 | UST 2.500%<br>03/31/2023 | 5/27/2022<br>5/31/2022         | \$200,000.00          | \$201,000.00<br>\$833.33              | \$201,833.33          | 1.89%         | 0.581<br>0.567        | \$99.59<br>\$199,188.00       | (\$1,812.00)               | 0.38%        | Aaa<br>AA+             |
| 91282CCU3                 | UST 0.125%<br>08/31/2023 | 8/30/2021<br>8/31/2021         | \$200,000.00          | \$199,671.88                          | \$199,671.88          | 0.21%         | 1.000<br>1.002        | \$96.71<br>\$193,429.60       | (\$6,242.28)               | 0.37%        | Aaa<br>AA+             |
| 91282CDD0                 | UST 0.375%<br>10/31/2023 | 10/28/2021<br>11/1/2021        | \$150,000.00          | \$149,654.30                          | \$149,654.30          | 0.49%         | 1.167<br>1.146        | \$96.55<br>\$144,820.50       | (\$4,833.80)               | 0.28%        | Aaa<br>AA+             |
| 91282CBR1                 | UST 0.250%<br>03/15/2024 | 8/10/2021<br>8/11/2021         | \$250,000.00          | \$249,287.11                          | \$249,287.11          | 0.36%         | 1.540<br>1.511        | \$95.22<br>\$238,037.50       | (\$11,249.61)              | 0.46%        | Aaa<br>AA+             |
| 91282CCG4                 | UST 0.250%<br>06/15/2024 | 6/17/2021<br>6/18/2021         | \$200,000.00          | \$199,039.06                          | \$199,039.06          | 0.41%         | 1.792<br>1.788        | \$94.48<br>\$188,953.20       | (\$10,085.86)              | 0.36%        | Aaa<br>AA+             |
| 91282CEH0                 | UST 2.625%<br>04/15/2025 | 7/7/2022<br>7/8/2022           | \$150,000.00          | \$148,183.59<br>\$903.68              | \$149,087.27          | 3.08%         | 2.625<br>2.529        | \$97.89<br>\$146,835.90       | (\$1,347.69)               | 0.28%        | Aaa<br>AA+             |
| 9128286A3                 | UST 2.625%<br>01/31/2026 | 5/26/2022<br>5/27/2022         | \$200,000.00          | \$199,476.56                          | \$199,476.56          | 2.70%         | 3.422<br>3.227        | \$97.38<br>\$194,766.00       | (\$4,710.56)               | 0.37%        | Aaa<br>AA+             |
| 9128286A3                 | UST 2.625%<br>01/31/2026 | 6/3/2022<br>6/6/2022           | \$130,000.00          | \$128,649.22                          | \$128,649.22          | 2.93%         | 3.422<br>3.227        | \$97.38<br>\$126,597.90       | (\$2,051.32)               | 0.24%        | Aaa<br>AA+             |
| 9128286F2                 | UST 2.500%<br>02/28/2026 | 4/19/2022<br>4/20/2022         | \$160,000.00          | \$157,587.50                          | \$157,587.50          | 2.92%         | 3.499<br>3.266        | \$96.92<br>\$155,075.20       | (\$2,512.30)               | 0.30%        | Aaa<br>AA+             |
| 9128286L9                 | UST 2.250%<br>03/31/2026 | 4/21/2022<br>4/22/2022         | \$160,000.00          | \$155,650.00<br>\$216.39              | \$155,866.39          | 2.99%         | 3.584<br>3.365        | \$96.07<br>\$153,712.00       | (\$1,938.00)               | 0.29%        | Aaa<br>AA+             |
| 9128286S4                 | UST 2.375%<br>04/30/2026 | 4/19/2022<br>4/20/2022         | \$160,000.00          | \$156,800.00                          | \$156,800.00          | 2.90%         | 3.666<br>3.438        | \$96.52<br>\$154,425.60       | (\$2,374.40)               | 0.30%        | Aaa<br>AA+             |
| 9128286X3                 | UST 2.125%<br>05/31/2026 | 5/2/2022<br>5/3/2022           | \$220,000.00          | \$212,549.22                          | \$212,549.22          | 3.01%         | 3.751<br>3.537        | \$95.50<br>\$210,100.00       | (\$2,449.22)               | 0.40%        | Aaa<br>AA+             |
| 9128287B0                 | UST 1.875%<br>06/30/2026 | 5/13/2022<br>5/16/2022         | \$200,000.00          | \$192,304.69                          | \$192,304.69          | 2.87%         | 3.833<br>3.634        | \$94.60<br>\$189,204.00       | (\$3,100.69)               | 0.36%        | Aaa<br>AA+             |
| <b>SubTotal</b>           |                          |                                | <b>\$2,380,000.00</b> | <b>\$2,349,853.13<br/>\$1,953.40</b>  | <b>\$2,351,806.53</b> | <b>1.98%</b>  |                       | <b>\$2,295,145.40</b>         | <b>(\$54,707.73)</b>       | <b>4.40%</b> |                        |
| <b>U.S. Treasury Note</b> |                          |                                |                       |                                       |                       |               |                       |                               |                            |              |                        |
| 91282CAR2                 | UST 0.125%<br>10/31/2022 | 2/11/2021<br>2/12/2021         | \$350,000.00          | \$350,082.03                          | \$350,082.03          | 0.11%         | 0.167<br>0.167        | \$99.59<br>\$348,551.00       | (\$1,531.03)               | 0.67%        | Aaa<br>AA+             |
| 91282CBD2                 | UST 0.125%<br>12/31/2022 | 11/1/2021<br>11/1/2021         | \$150,000.00          | \$149,835.94                          | \$149,835.94          | 0.22%         | 0.334<br>0.331        | \$99.06<br>\$148,591.50       | (\$1,244.44)               | 0.29%        | Aaa<br>AA+             |
| 91282ZH6                  | UST 0.250%<br>04/15/2023 | 10/29/2021<br>10/29/2021       | \$150,000.00          | \$149,824.22                          | \$149,824.22          | 0.33%         | 0.622<br>0.613        | \$98.15<br>\$147,217.50       | (\$2,606.72)               | 0.28%        | Aaa<br>AA+             |

Beavercreek City School District Operating Account

**POSITION STATEMENT**

As of August 31, 2022



| CUSIP     | Security Description     | Trade Date/<br>Settlement Date | Par Value    | Principal Cost/<br>Purchased Interest | Total Cost   | Yield at Cost | Maturity/<br>Duration | Market Price/<br>Market Value | Unrealized Gain/<br>(Loss) | % of Assets | Moody's/<br>S&P Rating |
|-----------|--------------------------|--------------------------------|--------------|---------------------------------------|--------------|---------------|-----------------------|-------------------------------|----------------------------|-------------|------------------------|
| 912828R28 | UST 1.625%<br>04/30/2023 | 5/26/2022<br>5/27/2022         | \$200,000.00 | \$199,445.31<br>\$238.45              | \$199,683.76 | 1.93%         | 0.663<br>0.650        | \$98.91<br>\$197,820.00       | (\$1,625.31)               | 0.38%       | Aaa<br>AA+             |
| 91282CCD1 | UST 0.125%<br>05/31/2023 | 7/15/2021<br>7/16/2021         | \$250,000.00 | \$249,589.84                          | \$249,589.84 | 0.21%         | 0.748<br>0.738        | \$97.63<br>\$244,072.50       | (\$5,517.34)               | 0.47%       | Aaa<br>AA+             |
| 91282CCK5 | UST 0.125%<br>06/30/2023 | 7/19/2021<br>7/20/2021         | \$250,000.00 | \$249,589.84                          | \$249,589.84 | 0.21%         | 0.830<br>0.818        | \$97.33<br>\$243,320.00       | (\$6,269.84)               | 0.47%       | Aaa<br>AA+             |
| 912828ZY9 | UST 0.125%<br>07/15/2023 | 7/15/2021<br>7/16/2021         | \$250,000.00 | \$249,482.42                          | \$249,482.42 | 0.23%         | 0.871<br>0.858        | \$97.17<br>\$242,930.00       | (\$6,552.42)               | 0.47%       | Aaa<br>AA+             |
| 91282CCN9 | UST 0.125%<br>07/31/2023 | 8/9/2021<br>8/10/2021          | \$250,000.00 | \$249,521.48                          | \$249,521.48 | 0.22%         | 0.915<br>0.901        | \$97.03<br>\$242,567.50       | (\$6,953.98)               | 0.47%       | Aaa<br>AA+             |
| 91282CAF8 | UST 0.125%<br>08/15/2023 | 7/19/2021<br>7/20/2021         | \$250,000.00 | \$249,580.08                          | \$249,580.08 | 0.21%         | 0.956<br>0.941        | \$96.90<br>\$242,245.00       | (\$7,335.08)               | 0.46%       | Aaa<br>AA+             |
| 91282CAK7 | UST 0.125%<br>09/15/2023 | 7/16/2021<br>7/19/2021         | \$125,000.00 | \$124,633.79                          | \$124,633.79 | 0.26%         | 1.041<br>1.024        | \$96.68<br>\$120,855.00       | (\$3,778.79)               | 0.23%       | Aaa<br>AA+             |
| 91282CDA6 | UST 0.250%<br>09/30/2023 | 10/6/2021<br>10/7/2021         | \$925,000.00 | \$924,132.81                          | \$924,132.81 | 0.30%         | 1.082<br>1.063        | \$96.64<br>\$893,892.25       | (\$30,240.56)              | 1.72%       | Aaa<br>AA+             |
| 91282CAP6 | UST 0.125%<br>10/15/2023 | 7/16/2021<br>7/19/2021         | \$125,000.00 | \$124,565.43                          | \$124,565.43 | 0.28%         | 1.123<br>1.105        | \$96.38<br>\$120,473.75       | (\$4,091.68)               | 0.23%       | Aaa<br>AA+             |
| 91282CAW1 | UST 0.250%<br>11/15/2023 | 10/29/2021<br>10/29/2021       | \$450,000.00 | \$447,416.02                          | \$447,416.02 | 0.53%         | 1.208<br>1.187        | \$96.28<br>\$433,264.50       | (\$14,151.52)              | 0.83%       | Aaa<br>AA+             |
| 91282CBA8 | UST 0.125%<br>12/15/2023 | 10/28/2021<br>10/29/2021       | \$300,000.00 | \$297,339.84                          | \$297,339.84 | 0.54%         | 1.290<br>1.269        | \$95.87<br>\$287,601.00       | (\$9,738.84)               | 0.55%       | Aaa<br>AA+             |
| 91282CBE0 | UST 0.125%<br>01/15/2024 | 10/28/2021<br>10/29/2021       | \$150,000.00 | \$148,511.72                          | \$148,511.72 | 0.58%         | 1.375<br>1.352        | \$95.56<br>\$143,338.50       | (\$5,173.22)               | 0.28%       | Aaa<br>AA+             |
| 91282CBM2 | UST 0.125%<br>02/15/2024 | 8/23/2021<br>8/24/2021         | \$200,000.00 | \$199,054.69                          | \$199,054.69 | 0.32%         | 1.460<br>1.436        | \$95.31<br>\$190,626.00       | (\$8,428.69)               | 0.37%       | Aaa<br>AA+             |
| 91282CBV2 | UST 0.375%<br>04/15/2024 | 8/10/2021<br>8/11/2021         | \$250,000.00 | \$249,912.11                          | \$249,912.11 | 0.39%         | 1.625<br>1.592        | \$95.14<br>\$237,852.50       | (\$12,059.61)              | 0.46%       | Aaa<br>AA+             |
| 91282CCC3 | UST 0.250%<br>05/15/2024 | 6/24/2021<br>6/25/2021         | \$300,000.00 | \$298,324.22                          | \$298,324.22 | 0.44%         | 1.707<br>1.675        | \$94.72<br>\$284,145.00       | (\$14,179.22)              | 0.55%       | Aaa<br>AA+             |
| 91282CCL3 | UST 0.375%<br>07/15/2024 | 7/15/2021<br>7/16/2021         | \$250,000.00 | \$249,570.31                          | \$249,570.31 | 0.43%         | 1.874<br>1.837        | \$94.48<br>\$236,210.00       | (\$13,360.31)              | 0.45%       | Aaa<br>AA+             |
| 91282CCT6 | UST 0.375%<br>08/15/2024 | 10/28/2021<br>10/29/2021       | \$150,000.00 | \$148,552.73                          | \$148,552.73 | 0.72%         | 1.959<br>1.920        | \$94.22<br>\$141,328.50       | (\$7,224.23)               | 0.27%       | Aaa<br>AA+             |

Beavercreek City School District Operating Account

**POSITION STATEMENT**

As of August 31, 2022



| CUSIP              | Security Description     | Trade Date/<br>Settlement Date | Par Value              | Principal Cost/<br>Purchased Interest       | Total Cost             | Yield at Cost | Maturity/<br>Duration | Market Price/<br>Market Value | Unrealized Gain/<br>(Loss) | % of Assets    | Moody's/<br>S&P Rating |
|--------------------|--------------------------|--------------------------------|------------------------|---|------------------------|---------------|-----------------------|-------------------------------|----------------------------|----------------|------------------------|
| 91282CCX7          | UST 0.375%<br>09/15/2024 | 10/28/2021<br>10/29/2021       | \$150,000.00           | \$148,435.55                                | \$148,435.55           | 0.74%         | 2.044<br>1.999        | \$93.96<br>\$140,941.50       | (\$7,494.05)               | 0.27%          | Aaa<br>AA+             |
| 91282CDB4          | UST 0.625%<br>10/15/2024 | 10/28/2021<br>10/29/2021       | \$150,000.00           | \$149,373.05                                | \$149,373.05           | 0.77%         | 2.126<br>2.073        | \$94.23<br>\$141,351.00       | (\$8,022.05)               | 0.27%          | Aaa<br>AA+             |
| <b>SubTotal</b>    |                          |                                | <b>\$5,625,000.00</b>  | <b>\$5,606,773.43</b><br><b>\$238.45</b>    | <b>\$5,607,011.88</b>  | <b>0.42%</b>  |                       | <b>\$5,429,194.50</b>         | <b>(\$177,578.93)</b>      | <b>10.42%</b>  |                        |
| <b>Grand Total</b> |                          |                                | <b>\$52,673,011.23</b> | <b>\$52,473,820.51</b><br><b>\$3,538.04</b> | <b>\$52,477,358.55</b> | <b>2.09%</b>  |                       | <b>\$52,107,825.06</b>        | <b>(\$365,995.45)</b>      | <b>100.00%</b> |                        |

Beavercreek City School District Operating Account

**TRANSACTION STATEMENT**

As of August 31, 2022



| Transaction Type          | Payment Date | Settlement Date | CUSIP     | Security Description       | Interest Received |
|---------------------------|--------------|-----------------|-----------|----------------------------|-------------------|
| <b>Interest/Dividends</b> |              |                 |           |                            |                   |
| Interest/Dividends        | 8/1/2022     | 8/1/2022        | 9128286A3 | UST 2.625% 01/31/2026      | 4,331.25          |
| Interest/Dividends        | 8/1/2022     | 8/1/2022        | 91282CCN9 | UST 0.125% 07/31/2023      | 156.25            |
| Interest/Dividends        | 8/1/2022     | 8/1/2022        | 31846V567 | First American Funds, Inc. | 348.81            |
| Interest/Dividends        | 8/10/2022    | 8/10/2022       | 3133EM2E1 | FFCB 0.160% 08/10/2023     | 200.00            |
| Interest/Dividends        | 8/12/2022    | 8/12/2022       | 3133EL3H5 | FFCB 0.570% 08/12/2025     | 769.50            |
| Interest/Dividends        | 8/15/2022    | 8/15/2022       | 91282CAF8 | UST 0.125% 08/15/2023      | 156.25            |
| Interest/Dividends        | 8/15/2022    | 8/15/2022       | 91282CBM2 | UST 0.125% 02/15/2024      | 125.00            |
| Interest/Dividends        | 8/15/2022    | 8/15/2022       | 91282CCT6 | UST 0.375% 08/15/2024      | 281.25            |
| Interest/Dividends        | 8/26/2022    | 8/26/2022       | 3130ANHK9 | FHLB 0.420% 06/26/2024     | 1,050.00          |
| Interest/Dividends        | 8/31/2022    | 8/31/2022       | 91282CCU3 | UST 0.125% 08/31/2023      | 125.00            |
| Interest/Dividends        | 8/31/2022    | 8/31/2022       | 9128286F2 | UST 2.500% 02/28/2026      | 2,000.00          |
| <b>Total</b>              |              |                 |           |                            | <b>9,543.31</b>   |

Beavercreek City School District Operating Account

**TRANSACTION STATEMENT**

As of August 31, 2022



| Transaction Type      | Trade Date | Settlement Date | Transaction Description | Amount          |
|-----------------------|------------|-----------------|-------------------------|-----------------|
| <b>Custodian Fee</b>  |            |                 |                         |                 |
| Custodian Fee         | 8/25/2022  | 8/25/2022       | Cash Out                | (104.28)        |
| <b>Total</b>          |            |                 |                         | <b>(104.28)</b> |
| <b>Management Fee</b> |            |                 |                         |                 |
| Management Fee        | 8/23/2022  | 8/23/2022       | Cash Out                | (938.52)        |
| <b>Total</b>          |            |                 |                         | <b>(938.52)</b> |

Beavercreek City School District Operating Account

**STATEMENT DISCLOSURE**

As of August 31, 2022



Meeder provides monthly statements for its investment management clients to provide information about the investment portfolio. The information should not be used for audit or confirmation purposes. Please review your custodial statements and report any inaccuracies or discrepancies.

Certain information and data has been supplied by unaffiliated third parties. Although Meeder believes the information is reliable, it cannot warrant the accuracy of information offered by third parties. Market value may reflect prices received from pricing vendors when current market quotations are not available. Prices may not reflect firm bids or offers and may differ from the value at which the security can be sold.

Statements may include positions from unmanaged accounts provided for reporting purposes. Unmanaged accounts are managed directly by the client and are not included in the accounts managed by the investment adviser. This information is provided as a client convenience and the investment adviser assumes no responsibility for performance of these accounts or the accuracy of the data reported.

**Investing involves risk. Past performance is no guarantee of future results. Debt and fixed income securities are subject to credit and interest rate risk. The investment return and principal value of an investment will fluctuate so that an investors shares, when redeemed, may be worth more or less than their original cost. Current performance may be lower or higher than the performance data quoted.**

Meeder Investment Management is the global brand for the Meeder group of affiliated companies. Investment advisory services are provided through Meeder Public Funds, Inc. Please contact us if you would like to receive a copy of our current ADV disclosure brochure or privacy policy.

B. FY23 Certificate of Estimated Resources & Appropriations

SEE NEXT PAGE



**BEAVERCREEK CITY SCHOOL DISTRICT  
AMENDED OFFICIAL CERTIFICATE OF ESTIMATED RESOURCES / APPROPRIATIONS**

Office of the budget commission of Greene County, Xenia Ohio

To the Taxing Authority of the Beavercreek City School District

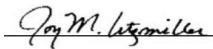
The following is the amended official certificate of estimated resources for the fiscal year beginning July 1, 2022, as revised by the Budget Commission of said County, which shall govern the total appropriations made at any time during such fiscal year.

Presented to the Board: September 15, 2022

| Fund  | Fund     | Unencumbered            | * Tax                   | Other                   | Total                    | Total                    | FY2023                   | Balance                 |
|---|----------|-------------------------|-------------------------|-------------------------|--------------------------|--------------------------|--------------------------|-------------------------|
|   |          | Balance                 |                         |                         |                          |                          |                          |                         |
|   | 1        | July 1, 2022            |                         |                         |                          |                          |                          |                         |
| General Fund  |          | \$ 29,303,252.19        | \$ 84,748,472.00        | \$ 17,399,329.00        | \$ 102,147,801.00        | \$ 131,451,053.19        | \$ 102,401,781.00        | \$ 29,049,272.19        |
| Ferguson Land Lab Trust Fund                        | 7        | 1,216.36                | 0.00                    | 1,200.00                | 1,200.00                 | 2,416.36                 | 2,416.36                 | 0.00                    |
| Scholarship Private Purpose Fund                    | 7        | 68,500.00               | 0.00                    | 85,000.00               | 85,000.00                | 153,500.00               | 137,000.00               | 16,500.00               |
| Public School Support Fund                          | 18       | 373,925.30              | 0.00                    | 300,000.00              | 300,000.00               | 673,925.30               | 500,000.00               | 173,925.30              |
| Other Grants Fund                                   | 19       | 36,186.73               | 0.00                    | 8,000.00                | 8,000.00                 | 44,186.73                | 44,186.73                | 0.00                    |
| Athletics and District Managed Activity Fund        | 300      | 817,663.02              | 0.00                    | 790,000.00              | 790,000.00               | 1,607,663.02             | 875,000.00               | 732,663.02              |
| Auxiliary Services Fund                             | 401      | 94,044.61               | 0.00                    | 1,055,643.92 (B)        | 1,055,643.92             | 1,149,688.53             | 1,149,688.53 (B)         | 0.00                    |
| Data Communications Fund                            | 451      | 0.00                    | 0.00                    | 0.00                    | 0.00                     | 0.00                     | 0.00                     | 0.00                    |
| Miscellaneous State Grants Fund                     | 499      | 6,644.19                | 0.00                    | 428,718.48 (A)          | 428,718.48               | 435,362.67               | 435,362.67 (A)           | 0.00                    |
| Elementary and Secondary School Emerg Relief Fund   | 507      | 0.00                    | 0.00                    | 6,014,073.13 (A)        | 6,014,073.13             | 6,014,073.13             | 6,014,073.13 (A)         | 0.00                    |
| IDEA-B / Parent Mentor Grant Fund                   | 516      | 0.00                    | 0.00                    | 2,409,057.67 (A)        | 2,409,057.67             | 2,409,057.67             | 2,409,057.67 (A)         | 0.00                    |
| Title III Limited English Proficiency Fund          | 551      | 0.00                    | 0.00                    | 39,344.12               | 39,344.12                | 39,344.12                | 39,344.12                | 0.00                    |
| Title I Disadvantaged Children Grant Fund           | 572      | 0.00                    | 0.00                    | 371,762.60              | 371,762.60               | 371,762.60               | 371,762.60               | 0.00                    |
| Title IV-A Student Supports and Academic Enrichment | 584      | 0.00                    | 0.00                    | 86,248.76               | 86,248.76                | 86,248.76                | 86,248.76                | 0.00                    |
| IDEA Preschool Grant Fund                           | 587      | 0.00                    | 0.00                    | 113,985.55              | 113,985.55               | 113,985.55               | 83,791.73                | 30,193.82               |
| Title II-A Improving Teacher Quality Grant Fund     | 590      | 0.00                    | 0.00                    | 182,247.75              | 182,247.75               | 182,247.75               | 182,247.75               | 0.00                    |
| Miscellaneous Federal Grants Fund                   | 599      | 0.00                    | 0.00                    | 758,389.99 (A)          | 758,389.99               | 758,389.99               | 758,389.99 (A)           | 0.00                    |
| <b>Total Special Revenue Fund</b>                   |          | <b>1,398,180.21</b>     | <b>0.00</b>             | <b>12,643,671.97</b>    | <b>12,643,671.97</b>     | <b>14,041,852.18</b>     | <b>13,088,570.04</b>     | <b>953,282.14</b>       |
| Bond Retirement Fund - 1995 Bond Issue              | 0000     | 0.00                    | 0.00                    | 0.00                    | 0.00                     | 0.00                     | 0.00                     | 0.00                    |
| Bond Retirement - Prepayment of Debt                | 9000     | 0.00                    | 0.00                    | 0.00                    | 0.00                     | 0.00                     | 0.00                     | 0.00                    |
| Bond Retirement Fund - 2008 Bond Issue              | 9008     | 3,576,649.82            | 5,000,000.00            | 0.00                    | 5,000,000.00             | 8,576,649.82             | 6,033,181.50             | 2,543,468.32            |
| MVH Stadium Debt                                    | 9300     | 156,986.31              | 0.00                    | 130,000.00              | 130,000.00               | 286,986.31               | 117,731.25               | 169,255.06              |
| <b>Total Debt Service Fund</b>                      | <b>2</b> | <b>3,733,636.13</b>     | <b>5,000,000.00</b>     | <b>130,000.00</b>       | <b>5,130,000.00</b>      | <b>8,863,636.13</b>      | <b>6,150,912.75</b>      | <b>2,712,723.38</b>     |
| Permanent Improvement Voted Levy Fund               | 3        | 231,106.59              | 880,000.00              | 0.00                    | 880,000.00               | 1,111,106.59             | 653,645.00               | 457,461.59              |
| Permanent Improvement Inside Millage Fund           | 3        | 2,320,900.32            | 1,900,000.00            | 0.00                    | 1,900,000.00             | 4,220,900.32             | 1,900,000.00             | 2,320,900.32            |
| Permanent Improvement Lighting Project              | 3        | (76,634.66)             | 0.00                    | 76,634.66               | 76,634.66                | 0.00                     | 0.00                     | 0.00                    |
| Building / Construction Fund - 2008 Bond Issue      | 4        | 0.00                    | 0.00                    | 0.00                    | 0.00                     | 0.00                     | 0.00                     | 0.00                    |
| Building / Construction Fund                        | 4        | 0.00                    | 0.00                    | 0.00                    | 0.00                     | 0.00                     | 0.00                     | 0.00                    |
| <b>Total Capital Projects Fund</b>                  |          | <b>2,475,372.25</b>     | <b>2,780,000.00</b>     | <b>76,634.66</b>        | <b>2,856,634.66</b>      | <b>5,332,006.91</b>      | <b>2,553,645.00</b>      | <b>2,778,361.91</b>     |
| Food Service Fund                                   | 6        | 1,656,647.25            | 0.00                    | 2,639,450.00            | 2,639,450.00             | 4,296,097.25             | 3,638,495.00             | 657,602.25              |
| Uniform School Supply Fund                          | 9        | 894,952.95              | 0.00                    | 504,150.00              | 504,150.00               | 1,399,102.95             | 750,000.00               | 649,102.95              |
| Summer School Fund                                  | 20       | 67,298.92               | 0.00                    | 12,000.00               | 12,000.00                | 79,298.92                | 35,000.00                | 44,298.92               |
| <b>Total Enterprise Fund</b>                        |          | <b>2,618,899.12</b>     | <b>0.00</b>             | <b>3,155,600.00</b>     | <b>3,155,600.00</b>      | <b>5,774,499.12</b>      | <b>4,423,495.00</b>      | <b>1,351,004.12</b>     |
| Medical/Dental Self-Insurance Fund                  | 24       | 1,236,113.13            | 0.00                    | 13,900,000.00           | 13,900,000.00            | 15,136,113.13            | 13,900,000.00            | 1,236,113.13            |
| Workers' Compensation Insurance Fund                | 27       | 475,868.70              | 0.00                    | 125,000.00              | 125,000.00               | 600,868.70               | 200,000.00               | 400,868.70              |
| <b>Total Internal Service Fund</b>                  |          | <b>1,711,981.83</b>     | <b>0.00</b>             | <b>14,025,000.00</b>    | <b>14,025,000.00</b>     | <b>15,736,981.83</b>     | <b>14,100,000.00</b>     | <b>1,636,981.83</b>     |
| District Agency Fund                                | 22       | 264,266.58              | 0.00                    | 8,550,000.00            | 8,550,000.00             | 8,814,266.58             | 8,550,000.00             | 264,266.58              |
| Student Managed Activity Fund                       | 200      | 230,370.42              | 0.00                    | 167,350.00              | 167,350.00               | 397,720.42               | 295,000.00               | 102,720.42              |
| <b>Total Fiduciary Fund</b>                         |          | <b>494,637.00</b>       | <b>0.00</b>             | <b>8,717,350.00</b>     | <b>8,717,350.00</b>      | <b>9,211,987.00</b>      | <b>8,845,000.00</b>      | <b>366,987.00</b>       |
| <b>TOTALS</b>                                       |          | <b>\$ 41,735,958.73</b> | <b>\$ 92,528,472.00</b> | <b>\$ 56,147,585.63</b> | <b>\$ 148,676,057.63</b> | <b>\$ 190,412,016.36</b> | <b>\$ 151,563,403.79</b> | <b>\$ 38,848,612.57</b> |

\* Tax Revenue = Real Estate, Personal (PU & Other), Trailer, Homestead & Rollback, \$10K Exempt.

(A): Updated estimated revenue and appropriations based on new and updated grant awards  
(B): Increased estimated revenue and appropriations for estimated interest income for auxiliary funds

Treasurer's Certification: 

Resolution: #2022-71

C. August 2022 Advances

| DATE      | TYPE    | Transfer/<br>Advance Out<br>Amount | Transfer/<br>Advance In<br>Amount | FROM<br>Fund Name | Fund/ FUNC        | TO Fund Name       | Fund/ FUNC    |
|-----------|---------|------------------------------------|-----------------------------------|-------------------|-------------------|--------------------|---------------|
| 8/31/2022 | Advance | \$ 28,970.00                       | \$ 28,970.00                      | General           | 001-7410-921-2950 | ESSER II           | 507-5210-9223 |
| 8/31/2022 | Advance | \$ 143,107.96                      | \$ 143,107.96                     | General           | 001-7410-921-2950 | ESSER ARP          | 507-5210-9323 |
| 8/31/2022 | Advance | \$ 2,446.73                        | \$ 2,446.73                       | General           | 001-7410-921-2950 | ESSER ARP Homeless | 507-5210-9423 |
|           |         | \$ 174,524.69                      | \$ 174,524.69                     |                   |                   |                    |               |

D. August 2022 Donated Items

SEE NEXT PAGE

**BEAVERCREEK CITY SCHOOLS**

3040 Kemp Road  
Beavercreek, OH 45431

TO: **Beavercreek Board of Education**

FROM: Mrs. Joy Kitzmiller, Treasurer

RE: Donations

The following items were donated:

| <u>DONOR</u>            | <u>ITEM/GIFT RECEIVED BY</u> | <u>ITEM DONATED</u>                   |        |
|-------------------------|------------------------------|---------------------------------------|--------|
| Kroger                  | JROTC                        |                                       | 349.44 |
| Jenni Mann              | CMS Principal Fund           | \$55.00                               |        |
| Julie Miller            | CMS Principal Fund           | \$55.00                               |        |
| Angie Langely           | CMS Principal Fund           | \$60.00                               |        |
| Dayton Dragons          | Coy Band                     | \$231.00                              |        |
| Crumbl Cookies          | AMS                          | 4 Boxes Rip Rolls                     |        |
| Frank Baird             | Art                          | 2 Boxes Cardstock                     |        |
| Frank Baird             | Color Guard                  | 2 Practice Rifles                     |        |
| Frank Baird             | Music                        | Clarinet & Music Stand                |        |
| The Hand Family         | Hilda Shirley Memorial Fund  | \$500.00                              |        |
| Glendale Parade Store   | JROTC                        | Sweatshirt & 2 Tshirts for Drill Meet |        |
| Beaver-Vu Bowl          | AMS                          | 30 Bowling Passes                     |        |
| Tropical Smoothie Café  | AMS                          | 30 Food/Smoothie Coupons              |        |
| Scene 75                | AMS                          | 2-\$10 Gift Cards                     |        |
| Brian Shimko            | AMS                          | 6-\$10 Apple Gift Cards               |        |
| Jet's Pizza             | AMS                          | 5 Small Pizza Coupons                 |        |
| Young's Jersey Dairy    | AMS                          | Family Fun Pass                       |        |
| LaserWeb                | AMS                          | 4 Laser Tag Game Passes               |        |
| Angry Vending           | AMS                          | Vending Machine                       |        |
| Katie Rice              | CMS Principal Fund           | \$55.00                               |        |
| Lorraine Beall          | CMS Principal Fund           | \$25.00                               |        |
| Val Carf                | CMS Principal Fund           | \$55.00                               |        |
| Laurie Jacob Albrecht   | CMS Principal Fund           | \$30.00                               |        |
| John Smith              | CMS Principal Fund           | \$55.00                               |        |
| Kristen Kindle          | BHS                          | \$25 Gift Card & Colored Pencils      |        |
| Gary Willets            | BHS                          | Bogen Camera Tripod                   |        |
| Charles & Terri Leakeas | AMS-Camp Kern                | \$260.00                              |        |
| Erin Coons              | AMS-Camp Kern                | \$260.00                              |        |
| Kara Schultz            | AMS-Camp Kern                | \$140.00                              |        |
| Lisa Gilley             | CMS Principal Fund           | \$55.00                               |        |
| Jessica Timm            | CMS Principal Fund           | \$55.00                               |        |

Ms. Hunt seconded the motion.

ROLL CALL: Chris Stein, aye; Krista Hunt, aye; Dr. Carl Fischer, aye; Gene Taylor, aye; Jo Ann Rigano, aye.

Motion carried 5-0.

**X. NEW BUSINESS-ITEMS FOR BOARD ACTION – RESOLUTION #2022-72**

Mrs. Hunt made a motion to consider the recommendation of the Superintendent to approve the August 2022 new business items A-C as presented.

A. Employment, Salary Changes, Leaves of Absence, and Terminations

SEE NEXT PAGE(S)

The following certificated persons are recommended for employment, salary change, leave of absence, and termination of a contract.

### **2022-2023 Supplemental Contracts**

The following personnel are recommended for employment in the Supplemental Salary Positions shown for the 2022-2023 school year subject to the terms and conditions of the State Board of Education Rules 3301-20-01, 3301-26-01 and 3301-27-02. Pursuant to ORC 3313.53, vacant positions were posted for licensed employees, licensed non-employees, and non-licensed non-employees. For the positions for which there were no qualified licensed individuals, licensed non-employees or non-licensed non-employees are recommended. Salaries shall be paid according to the Supplemental Salary Schedule adopted for the 2021-2022 school year.

|   |  |
|---|--|
| Auer, Staci<br>Main Elementary School         | Grades 2-3 Department Head<br>Scale 8, Step 1 - 0 Years Longevity Credit (L-0)   |
| Campbell, Anita<br>Main Elementary School     | Unified Arts Department Head .<br>Scale 10, Step 3 - 8 Years Longevity Credit (L-1)                                    |
| Ferguson, Dustin<br>Trebein Elementary School | Unified Arts Department Head<br>Scale 9, Step 3 - 11 Years Longevity Credit (L-2)                                      |
| Fields, Malcolm<br>Non-Licensed, Non-Employee | Head 7th Grade Basketball Coach - Boys<br>Scale 6, Step 3 - 3 Years Longevity Credit (L-0)                             |
| Fifarek, Ellen<br>Ferguson Hall               | Science Department Head<br>Scale 10, Step 3 - 5 Years Longevity Credit (L-1)   |
| Gilbert, Glenn<br>Beavercreek High School     | High School Student Council Advisor (1/2 Assignment)<br>Scale 10, Step 3 - 8 Years Longevity Credit (L-1)              |
| Greene, Bradley<br>Non-Licensed, Non-Employee | Assistant Varsity Basketball Coach - Boys<br>Scale 4, Step 1 - 0 Years Longevity Credit (L-0)                          |
| Haacke, Amanda<br>Beavercreek High School     | HS Low Incidence Disability After School Activity Supervisor<br>Scale 11, Step 3 - 3 Years Longevity Credit (L-0)      |
| Harshbarger, Amy<br>Ferguson Hall             | Unified Arts Department Head<br>Scale 10, Step 3 - 5 Years Longevity Credit (L-1)                                      |
| Hathaway, Rachel<br>Main Elementary School    | Elementary Unified Arts Student Activity Advisor - Visual Arts<br>Scale 11, Step 1 - 0 Years Longevity Credit (L-0)    |
| Hitt, Nicole<br>Beavercreek High School       | HS Low Incidence Disability After School Activity Supervisor(1/2)<br>Scale 11, Step 1 - 0 Years Longevity Credit (L-0) |
| Horney, Tammy<br>Main Elementary School       | Grades K-1 Department Head<br>Scale 7, Step 3 - 23 Years Longevity Credit (L-5)  |

|  |  |
|--|--|
| Huck, Molly<br>Beavercreek High School           | HS Low Incidence Disability After School Activity Supervisor<br>Scale 11, Step 1 - 0 Years Longevity Credit (L-0)      |
| Huelskamp, Shelley<br>Ankeney Middle School      | Head Entry Year Mentor "Resident Educator Coordinator"<br>Scale 8, Step 3  |
| Kelly, Shaun<br>Ferguson Hall                    | Canvas Building Coordinator<br>Scale 10, Step 1 - 0 Years Longevity Credit (L-0)                                       |
| Kelly, Kathleen<br>Main Elementary School        | Lego Robotic Team Advisor - Main<br>Scale 11, Step 1 - 0 Years Longevity Credit (L-0)                                  |
| Lehman, Julie<br>Main Elementary School          | School Webmaster<br>Scale 11, Step 3 - 20 Years Longevity Credit (L-4)   |
| Lehman, Julie<br>Main Elementary School          | Special Education Department Head<br>Scale 8, Step 3 - 15 Years Longevity Credit (L-3)                                 |
| Mackey, David<br>Beavercreek High School         | Raider Fitness Team - Current Interest<br>Scale 12, Step 1 - 0 Years Longevity Credit (L-0)                            |
| Marinelli, Zachary<br>Non-Licensed, Non-Employee | Head 8th Grade Basketball Coach - Girls<br>Scale 6, Step 3 - 2 Years Longevity Credit (L-0)                            |
| Matteson, Caroline<br>Beavercreek High School    | HS Low Incidence Disability After School Activity Supervisor(1/2)<br>Scale 11, Step 1 - 0 Years Longevity Credit (L-0) |
| McCormick, James<br>Non-Licensed, Non-Employee   | Rolling Beavers Basketball - Current Interest<br>Scale 12, Step 2 - 1 Year Longevity Credit (L-0)                      |
| Morse, Jennifer<br>Trebein Elementary School     | Canvas Building Coordinator<br>Scale 10, Step 1 - 0 Years Longevity Credit (L-0)                                       |
| Napier, Shannon<br>Main Elementary School        | Grades 4-5 Department Head<br>Scale 8, Step 3 - 4 Years Longevity Credit (L-0)   |
| Orwig, Jason<br>Non-Licensed, Non-Employee       | Head 7th Grade Basketball Coach - Boys<br>Scale 6, Step 1 - 0 Years Longevity Credit (L-0)                             |
| Painter, Storm<br>Non-Licensed, Non-Employee     | Assistant 7th Grade Football Coach<br>Scale 7, Step 1 - 0 Years Longevity Credit (L-0)                                 |
| Priefer, Amanda<br>Ankeney Middle School         | Canvas Building Coordinator<br>Scale 10, Step 1 - 0 Years Longevity Credit (L-0)                                       |
| Reidenbaugh, Jessica<br>Beavercreek High School  | Canvas Building Coordinator<br>Scale 10, Step 1 - 0 Years Longevity Credit (L-0)                                       |

|   |   |
|---|---|
| Reid, Bayleigh<br>Non-Licensed, Non-Employee    | Head 7th Grade Basketball Coach - Girls<br>Scale 6, Step 1 - 0 Years Longevity Credit (L-0)                       |
| Schmidt, Jennifer<br>Beavercreek High School    | HS Low Incidence Disability After School Activity Supervisor<br>Scale 11, Step 3 - 6 Years Longevity Credit (L-1) |
| Scott, Donte<br>Non-Licensed, Non-Employee      | Head 8th Grade Basketball Coach - Boys<br>Scale 6, Step 1 - 0 Years Longevity Credit (L-0)                        |
| Shanahan, Nina<br>Ferguson Hall                 | Language Arts Department Head<br>Scale 10, Step 3 - 5 Years Longevity Credit (L-1)                                |
| Sledge, Terrence<br>Non-Licensed, Non-Employee  | Assistant Varsity Basketball Coach - Boys<br>Scale 4, Step 3 - 4 Years Longevity Credit (L-0)                     |
| Smigel, Brian<br>Ferguson Hall                  | Building Technology Leader<br>Scale 8, Step 3 - 3 Years Longevity Credit (L-0)                                    |
| Southard, Jaclyn<br>Ferguson Hall               | Mathematics Department Head<br>Scale 10, Step 3 - 5 Years Longevity Credit (L-1)                                  |
| Stamper, Dawn<br>Beavercreek High School        | Canvas Building Coordinator<br>Scale 10, Step 1 - 0 Years Longevity Credit (L-0)                                  |
| Stecker, Rogenia<br>Preschool Center            | Building Technology Leader<br>Scale 8, Step 3 - 3 Years Longevity Credit (L-0)                                    |
| Stecker, Rogenia<br>Preschool Center            | Special Education Department Head<br>Scale 7, Step 3 - 4 Years Longevity Credit (L-0)                             |
| Streiff, Jason<br>Fairbrook Elementary School   | Canvas Building Coordinator<br>Scale 10, Step 1 - 0 Years Longevity Credit (L-0)                                  |
| Svoboda, David<br>Non-Licensed, Non-Employee    | Head 8th Grade Basketball Coach - Boys<br>Scale 6, Step 1 - 0 Years Longevity Credit (L-0)                        |
| Terpenning, James<br>Non-Licensed, Non-Employee | Rolling Beavers Basketball - Current Interest<br>Scale 12, Step 1 - 0 Years Longevity Credit (L-0)                |
| Thomas, Cedric<br>Non-Licensed, Non-Employee    | Head 7th Grade Basketball Coach - Girls Middle School<br>Scale 6, Step 1 - 0 Years Longevity Credit (L-0)         |
| Wade, Carolyn<br>Main Elementary School         | Building Technology Leader<br>Scale 8, Step 3 - 4 Years Longevity Credit (L-0)                                    |
| Weimer, Thomas<br>Non-Licensed, Non-Employee    | Head 8th Grade Basketball Coach - Girls<br>Scale 6, Step 3 - 4 Years Longevity Credit (L-0)                       |

Whitlow, Melvin  
Beavercreek High School

Raider Fitness Team - Current Interest  
Scale 12, Step 1 - 0 Years Longevity Credit (L-0)

Wiley, Holly  
Trebein Elementary School

Head 7th Grade Volleyball Coach - Girls (Black)  
Scale 8, Step 2 - 1 Year Longevity Credit (L-0)

Williams, Billy  
Non-Licensed, Non-Employee

Middle School Athletic Site Manager - Ankeney Middle School  
Step 5, Step 3 - 6 Years Longevity Credit (L-1)

Williams, Billy  
Non-Licensed, Non-Employee

Middle School Athletic Site Manager - Coy Middle School  
Step 5, Step 3 - 6 Years Longevity Credit (L-1)

### **2022-2023 Dean of Students Stipend**

Durham, Andrea

### **2022-2023 Saturday School**

Ahrns, John  
Ewart, Jessica  
Green, Brianne  
Hess, Jennifer

Massey, Krisit  
Nartker, Chantelle  
Rizzotte, Paige  
Rodney, Jeff

Williams, Christopher  
Wilson, Micah

### **2022-2023 Instructional Support Teachers**

McCombs, Karen - Parkwood  
Pfaffenbichler, Andrea - Fairbrook  
Van Horn, Jennifer - Fairbrook

### **2022-2023 Intervention Support**

Morgan, Meghan - Trebein

### **2022-2023 Extended Days**

Hamilton, William

20 Days

### **2022-2023 Substitute Teachers**

#### **Fully Licensed Teacher Substitutes**

|                    |           |  |
|--------------------|-----------|--|
| Adams, Barry       | 5 Yr. Pro | Early Childhood (P-3)  |
| Black, Twyla       | 5 Yr. Pro | CHS (7-12) All Social Studies, Political Science, Psychology/Sociology |
| Liskowycz, Caitlin | 5 Yr. Pro | Early Childhood (P-3)  |
| Koenig, Elaine     | 5 Yr. Pro | Elementary (1-8)   |

#### **Long Term or Education Degree Substitutes**

|                  |           |  |
|------------------|-----------|--|
| Daugherty, Bobby | 5 Yr. Sub | Multi Age PK-12 Integrated Social Studies    |
| Leger, Sarah     | 1 Yr. Sub | Multi Age PK-12 Education Degree - Unlimited |



**General Substitutes**

Barlow, Haley  
 Beloved, Bloom  
 Logan, Fonda  
 Mossop, Katherine

Phillips, Sheila  
 Ruef, Kathleen  
 Shancey, William  
 Stevens, Kayla

Sudduth, Robert  
 Thurn, Julie

**SALARY CHANGE ADJUSTMENTS**

Haas, Janice Marie  
 Huck, Molly  
 James, Kristy  
 Mahaffey, Jacob  
 Paffe, Kathrine  
 Zimmerman, Emily

From Step 7 to Step 9  
 From Step 4 to Step 6  
 From M to M+15  
 From Step 0 to Step 4  
 From M+30 to M+45  
 From Step 0 to Step 6

**RESCINDMENT**

Moore, Craig

Head 7th & 8th Grade Softball Coach  
 Effective 2021-2022 School Year

**TERMINATIONS**

Gerhardt, Krista  
 STARBASE

Resignation, Personal  
 Effective August 31, 2022  
 STARBASE Instructor

Roderick, Craig  
 BHS

Resignation, Retirement (per agreement)  
 Effective June 1, 2023  
 Teacher

**Beavercreek City Schools  
3040 Kemp Road  
Beavercreek, Ohio 45431**

September 15, 2022

**TO: BEAVERCREEK BOARD OF EDUCATION**

**FROM:** Mr. Paul Otten, Superintendent

**RE:** Classified Personnel

The following individuals are recommended for adjustment, employment, extended time, involuntary transfer, lateral transfer, leave of absence, promotion, termination, and voluntary transfer:

**ADJUSTMENT**

Hughes, Allante Effective July 1, 2022  
FROM: Special Needs Assistant Instructional, Step 2  
To: Special Needs Assistant Instructional, Step 3 \$20.17/hr.

**EMPLOYMENT**

Custodian

Byerly, Jacob Effective September 6, 2022  
Custodian Leave-Fill Contract  
Beavercreek High School Step 1/L-0/BCSD 0 Years  
(Replacement) \$20.01/hr.

Driver Trainee

Woods, Tresa

Monitor Assistant

Fiehrer, Vicki Effective September 1, 2022  
2 Hr. Monitor Assistant Base Contract 2023  
Coy Middle School Step 4/L-0/BCSD 0 Years Exp.  
(Replacement) \$19.79/hr.

Heeg, Susan Effective August 29, 2022  
2 Hr. Monitor Assistant Base Contract 2023  
Trebein Elementary Step 1/L-0/BCSD 0 Years Exp.  
(Replacement) \$18.48/hr.

Classified Personnel  
September 15, 2022

|   |  |
|---|--|
| Kemna, Kathleen<br>2 Hr. Monitor Assistant<br>Trebein Elementary<br>(Replacement) | Effective<br>Base Contract 2023<br>Step 1/L-0/BCSD 0 Years Exp.<br>\$18.48/hr. |
|---|--|

|   |  |
|---|--|
| Longstreath, Rebecca<br>2 Hr. Monitor Assistant<br>Coy Middle School<br>(Replacement) | Effective August 29, 2022<br>Base Contract 2023<br>Step 1/L-0/BCSD 0 Years Exp.<br>\$18.48/hr. |
|---|--|

Percussion Ensemble Clinician Services

Brown, Andrew

Special Needs Assistant

|   |  |
|---|--|
| Fryman, Linda<br>Special Needs Assistant - Transportation<br>Transportation Department<br>(Replacement) | Effective August 29, 2022<br>Base Contract 2023<br>Step 1/L-0/BCSD 0 Years Exp.<br>\$18.48/hr. |
|---|--|

|  |  |
|--|--|
| Macdonald, Kristine<br>Special Needs Assistant - Instructional<br>Ankeney Middle School<br>(Replacement) | Effective August 29, 2022<br>Base Contract 2023<br>Step 1/L-0/BCSD 0 Years Exp.<br>\$19.36/hr. |
|--|--|

|   |  |
|---|--|
| Roesser, Ciarra<br>Special Needs Assistant - Transportation<br>Transportation Department<br>(Replacement) | Effective August 30, 2022<br>Continuing Contract<br>Step 1/L-0/BCSD 7 Years<br>\$18.48/hr. |
|---|--|

Substitute - Administrative Assistant

|                                      |                  |                |
|--------------------------------------|------------------|----------------|
| Curtis, Tameron<br>Valiton, Jennifer | Noonan, Jennifer | Thompson, Lana |
|--------------------------------------|------------------|----------------|

Substitute - Building/Office Assistant

|                 |                  |                   |
|-----------------|------------------|-------------------|
| Curtis, Tameron | Noonan, Jennifer | Valiton, Jennifer |
|-----------------|------------------|-------------------|

Substitute - Bus Driver

Poe, Gina

Substitute - Copy Center

Laughman, Jennifer

Classified Personnel  
September 15, 2022

Substitute - IMC Technician

Curtis, Tameron  
Noonan, Jennifer

Etienne, Courtney  
Watkins, Sarah

Howe, Devon

Substitute - Skills Lab Technician

Etienne, Courtney  
Watkins, Sarah

Howe, Devon

Noonan, Jennifer

Substitute - Special Needs Assistant (Instructional)

Curtis, Tameron  
Noonan, Jennifer

Etienne, Courtney  
Roberts, Tracy

Howe, Devin  
Watkins, Sarah

Substitute - Special Needs Assistant (Transportation)

Myers, Macy

Substitute - Student Nutrition

Morrisey, Patricia

Substitute - Study Hall Monitor

Corcoran, Renee

King, Cheryl

Noonan, Jennifer

Substitute - 2 Hr. Cafeteria Monitor

Noonan, Jennifer  
Watkins, Sarah

Substitute - Teacher Assistant

Curtis, Tameron

Noonan, Jennifer

Watkins, Sarah

**INVOLUNTARY TRANSFER**

Cole, Michalene

Effective August 11, 2022

FROM: Special Needs Assistant @ Beavercreek High School

TO: Special Needs Assistant @ Ferguson Hall

Classified Personnel  
September 15, 2022

### **LATERAL TRANSFER**

Cospy, McKenzie Effective August 29, 2022  
FROM: 2 Hr. Monitor @ Coy MS  
TO: Study Hall Monitor @ Ankeney MS & Coy MS  
(Replacement)

James, Terry Effective August 23, 2022  
FROM: 2 Hr. Monitor @ Coy MS  
TO: 2 Hr. Monitor @ Valley Elementary  
(Replacement)

Majusick, Lydia Effective September 6, 2022  
FROM: 2 Hr. Monitor @ Valley Elementary  
TO: 2 Hr. Monitor @ Main Elementary  
(Replacement)

Minnick, Cassandra Effective August 17, 2022  
FROM: Study Hall Monitor @ Coy MS & Ankeney MS  
TO: Study Hall Monitor @ Ankeney MS  
(Replacement)

### **LEAVE OF ABSENCE**

Absher, Judith Effective August 11, 2022 - September 20, 2022  
Bus Driver 29 Days - Medical Leave

Sloan, Kare Effective August 11, 2022  
Student Nutrition 1 Day - Other Unpaid Leave

Strickland, Marlyn Effective July 5-7, 2022  
HS Activities Clerk 3 Days - Other Unpaid Leave

Zollars, Jennifer Effective September 2, 2022  
Receptionist 1 Day - FMLA Unpaid Leave

### **TERMINATION**

Absher, Judith Effective June 1, 2022  
Driver Beaver Creek 23 Years  
Transportation Department Disability Retirement

Anderson, Randi Effective September 23, 2022  
Student Nutrition - Hourly Beaver Creek 0 Years  
Trebein Elementary Resignation

Classified Personnel  
September 15, 2022

|  |  |
|--|--|
| Clark, Elizabeth<br>Head Custodian<br>Preschool                            | Effective October 31, 2022<br>Beavercreek 25 Years<br>Retirement   |
| Cospy, McKenzie<br>Special Needs Assistant<br>Transportation               | Effective August 29, 2022<br>Beavercreek 0 Years<br>Resignation    |
| Ford, Katey<br>2 Hr. Monitor<br>Ankeney Middle School                      | Effective August 24, 2022<br>Beavercreek 5 Years<br>Resignation    |
| Henegar, Larry<br>Custodian<br>Beavercreek High School                     | Effective September 30, 2022<br>Beavercreek 25 Years<br>Retirement |
| Jones, Sherry<br>2 Hr. Monitor<br>Main Elementary                          | Effective August 18, 2022<br>Beavercreek 13 Years<br>Resignation   |
| Kesling, Kimberly<br>Department Administrative Assistant<br>Central Office | Effective September 7, 2022<br>Beavercreek 12 Years<br>Resignation |
| O'Malley, Jerry<br>Driver<br>Transportation                                | Effective August 1, 2022<br>Beavercreek 14 Years<br>Retirement     |

B. Approval of Type IV Resolution

SEE NEXT PAGE

***This resolution to declare transportation impractical for certain identified students is presented pursuant to the requirement of Ohio Revised Code 3327 and the procedures set forth by the Ohio Department of Education. The resolution follows careful evaluation of all other available options prior to consideration of impracticality.***

The Superintendent of Beavercreek City Schools recommends that the board of education adopt the following resolution:

***WHEREAS*** the student(s) identified below have been determined to be residents of this school district, and eligible for transportation services; and

***WHEREAS*** after a careful evaluation of all available options, it has been determined that it is impractical to provide transportation for these student(s) to their selected school(s); and

***WHEREAS*** the following factors as identified in Revised Code 3327.02 have been considered:

1. The time and distance required to provide the transportation
2. The number of pupils to be transported
3. The cost of providing transportation in terms of equipment, maintenance personnel and administration
4. Whether similar or equivalent service is provided to other pupils eligible for transportation
5. Whether and to what extent the additional service unavoidably disrupts current transportation schedules
6. Whether other reimbursable types of transportation are available; and

***WHEREAS*** the option of offering payment-in-lieu of transportation is provided in Ohio Revised Code: Therefore, be it

***RESOLVED*** that the Beavercreek City Schools Board of Education hereby approves the declaration that it is impractical to transport the students identified herein and offers the parent(s)/guardian(s) of students named on the attachment, payment-in-lieu of transportation.

**ATTACHMENT TO RESOLUTION:**

| <b><u>Student Name</u></b> | <b><u>School Selected</u></b> | <b><u>Grade</u></b> | <b><u>Parent(s)/Guardian(s)</u></b> |
|----------------------------|-------------------------------|---------------------|-------------------------------------|
| Goss, Camdyn A.            | East Dayton Christian School  | 4 <sup>th</sup>     | Rebecca & Joseph Goss               |
| Goss, Emersyn A.           | East Dayton Christian School  | 1 <sup>st</sup>     | Rebecca & Joseph Goss               |
| Hughes, Odessa J.          | East Dayton Christian School  | 8 <sup>th</sup>     | Bobbie & James Hughes               |
| Hughes, Uriah J.           | East Dayton Christian School  | 6 <sup>th</sup>     | Bobbie & James Hughes               |
| Abels, Gerard F.           | Incarnation School            | 2 <sup>nd</sup>     | Brian & Alanna Abels                |
| Colvin, Genevieve A        | Montessori School of Dayton   | KG                  | James & Erin Colvin                 |
| Beck, Elena                | Montessori School of Dayton   | 3 <sup>rd</sup>     | Miriah & Matthew Beck               |
| Wollam, Kai S.             | Montessori School of Dayton   | KG                  | Sibylle & Gary Wollam               |
| Worth, Mason M.            | Montessori School of Dayton   | 1 <sup>st</sup>     | Melissa & Derek Worth               |
| Shelton, Paxton E.         | Saint Charles Borromeo        | 1 <sup>st</sup>     | Katie & Zach Shelton                |



- C. Approval of Resolution to Employee Non-Bachelor Degree Substitute Teachers – One Year Resolution

SEE NEXT PAGE

**BEAVERCREEK CITY SCHOOL DISTRICT BOARD OF EDUCATION**

**RESOLUTION NO. \_\_\_\_\_**

**EMPLOYMENT OF NON-BACHELOR DEGREE SUBSTITUTE TEACHERS**

**WHEREAS**, the Beavercreek City School District Board of Education ("Board of Education") anticipates that the District may experience difficulty obtaining substitute teachers for the foreseeable future; and

**WHEREAS**, pursuant to authority granted in Ohio House Bill 583, which was enacted by the General Assembly and becomes effective as a two-year temporary measure on September 23, 2022, the Board of Education may establish its own education requirements for individuals to serve as substitute teachers in the District during the 2022-2023 school year; and

**WHEREAS**, the Board of Education desires to temporarily adopt modified education requirements for substitute teachers in accordance with the law during the 2022-2023 school year as a measure to help ensure availability of a sufficient number of substitute teachers.

**NOW THEREFORE**, be it resolved by the Beavercreek City School District Board of Education as follows:

**SECTION I**

The Board of Education temporarily authorizes the employment of substitute teachers who do not hold post-secondary degrees, as is otherwise required pursuant to Ohio law and regulations, including Ohio Revised Code 3319.226 and 3319.30, Ohio Administrative Code Section 3301-23-44, and/or Board Policy 3120.04 - Employment of Substitutes, during the 2022-2023 school year. In addition to fulfilling the educational requirements and training requirements adopted by the Board of Education, an individual must be of good moral character and must have completed all required criminal background checks, as well as obtained a valid non-renewable temporary substitute teaching license issued by the Ohio Department of Education to serve as a substitute teacher in the District.

**SECTION II**

It is found and determined that all formal action of this Board concerning or related to the adoption of this Resolution was adopted in an open meeting of this Board, and all deliberations of this Board and any of its committees that resulted in such formal actions were adopted in meetings open to the public, in compliance with all applicable requirements of the Ohio Revised Code.

\_\_\_\_\_ moved and \_\_\_\_\_ seconded the motion that the above Resolution be adopted.

Upon roll call and the adoption of the Resolution, the vote was as follows:

Yeas: \_\_\_\_\_ Nays: \_\_\_\_\_

**ADOPTED** this \_\_\_\_\_ day of \_\_\_\_\_, 2022.

\_\_\_\_\_  
Treasurer

Mr. Taylor seconded the motion.

ROLL CALL Gene Taylor, aye; Dr. Carl Fischer, aye; Krista Hunt, aye; Chris Stein, aye; Jo Ann Rigano, aye.

Motion carried 5-0.

## **XI. ANNOUNCEMENTS**

- A. September 29, 2022 - BHS Homecoming Parade
- B. September 30, 2022 - BHS Homecoming Game
- C. October 1, 2022 - BHS Homecoming Dance
- D. October 10, 2022 - No School/Professional Development Day
- E. October 14, 2022 - End of First Quarter-One Hour Early Dismissal
- F. October 20, 2022 - Board of Education Meeting @ 6:30 p.m.

## **XII. BOARD MEMBER COMMENTS**

Dr. Fischer – None

Mr. Stein – Reminder of the Safety and Security Forum on September 27 at BHS Auditorium from 6:30 PM-8:00 PM if you want to learn more about our security practices.

Mrs. Hunt – Thank you to our staff. Over the past several months we have lost a few of our students for various reasons and I know that has been taxing on our staff. Thank you to the administrators for having the support for our students and staff so they can navigate through these tragedies.

Mr. Taylor – The popcorn festival was a great success. Working at the booth, we had way more positive comments that I expected. It was great to talk to the citizens and interested people coming by. Thank you for the strategic planning work. We have an ever-changing school system. Beavercreek High School allows kids the opportunity for engagement well beyond the opportunities 20 years ago. The students are doing great things!

Mrs. Rigano – We are Beavercreek! Thank every single person in here for what you do for our district. People don't realize the hard work you put into this. Thank you to our Treasurer and Superintendent for keeping this district rolling and thank you to everyone in Central Office who made the First Responder luncheon the success it was again this year. They so appreciate it and look forward to this every year. The speakers at the 9/11 Memorial. This is a great community that we live in. This is the best place we have ever lived. This is our forever home even though I never expected to stay when we first moved here.

## **XIII. EXECUTIVE SESSION – RESOLUTION #2022-73**

- A. The Appointment, Employment, Dismissal, Discipline, Promotion, Demotion, or Compensation of Public Employees 121.22(G)(1)
- B. Court Action 121.22 (G) (3) - Pending or Imminent Litigation

Mr. Taylor made the motion to enter Executive Session at 8:08 p.m. Dr. Fisher seconded the motion.

Mrs. Hunt made the motion to exit Executive Session at 8:47 p.m. Mr. Taylor seconded the motion.

**XIV. ADJOURNMENT**

There being no further business Mrs. Hunt moved to adjourn the meeting at 8:48 p.m.

Mr. Stein seconded the motion.

ROLL CALL: Krista Hunt, aye; Chris Stein, aye; Dr. Fischer, aye; Gene Taylor, aye; Jo Ann Rigano, aye.

Motion carried 5-0.

We do hereby certify the above to be correct.

\_\_\_\_\_  
PRESIDENT

\_\_\_\_\_  
TREASURER