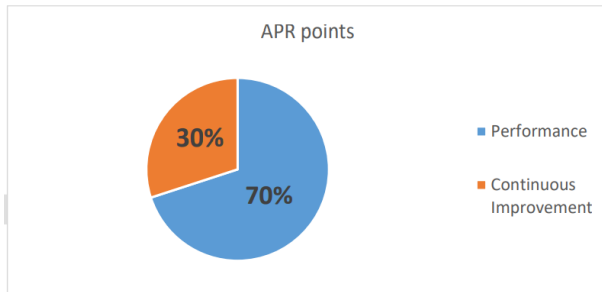


## **2021-2022 Jefferson R-VII CSIP Summary Information**

- **MSIP-6 Alignment**

- Jefferson R-VII will officially begin our MSIP-6 process in 2023-24
- Jefferson R-VII will be scored in two categories
  - Performance (70%)
  - Continuous (30%)

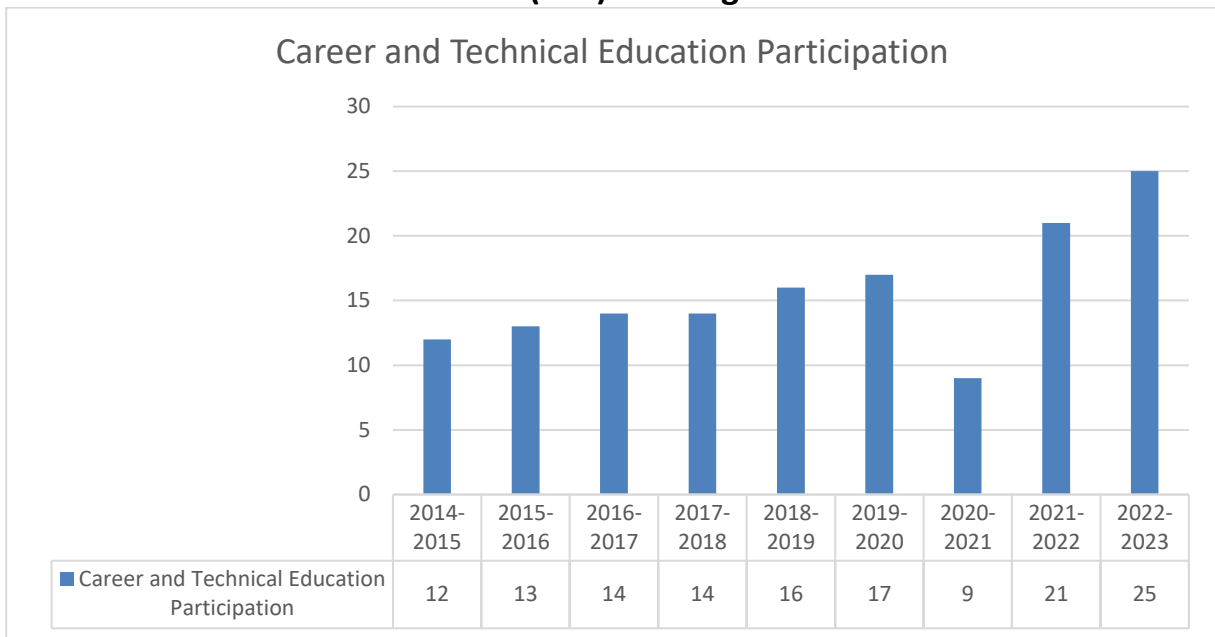


- Performance includes:
  - Academic Achievement (Status and Growth)
  - Success Ready
  - Graduation Rate
  - Follow-up (Post-Graduation Surveys)
- Continuous
  - Continuous School Improvement Plan (CSIP)
  - Local Education Agency (LEA) Response to Standards
  - Climate and Culture Survey

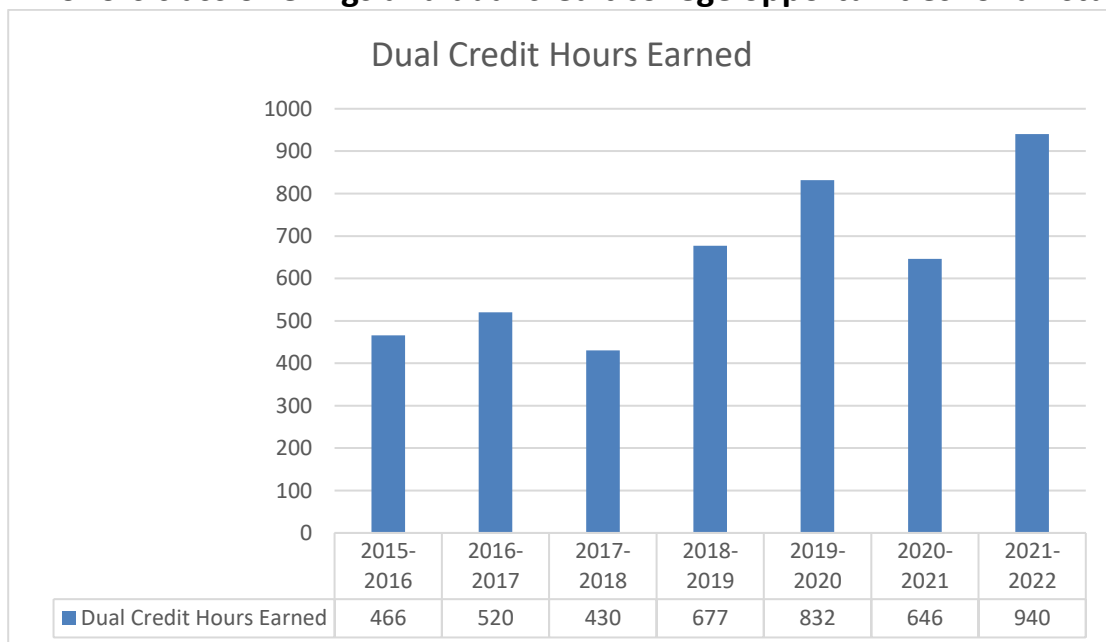
- **Students participated in Character Education throughout the school year**

- Students participated in the Be a Better Bystander (B3) program, which focuses on anti-bullying strategies as well as stepping up to help peers when students observe that someone needs assistance.
- Students in Grades 1-12 met with the Superintendent, Mental Health Intervention Specialist quarterly throughout the school year to discuss students needs, building concerns, etc.
- Students brought in canned good during November for families in need.
- Students brought in gifts during December for families in need.
- Students brought in food / snack items for the Brenden's Backpack Program during February. This year, the students brought in over 16,000 food items, which helped feed over 1,250 students in Jefferson County.
- Students, staff, and community members participated in Pink Week in the fall, honoring cancer fighter(s) and their immediate family.
- Students, staff, and community members participated in Hoops for Hope in the spring, honoring cancer fighter(s) and their immediate family.

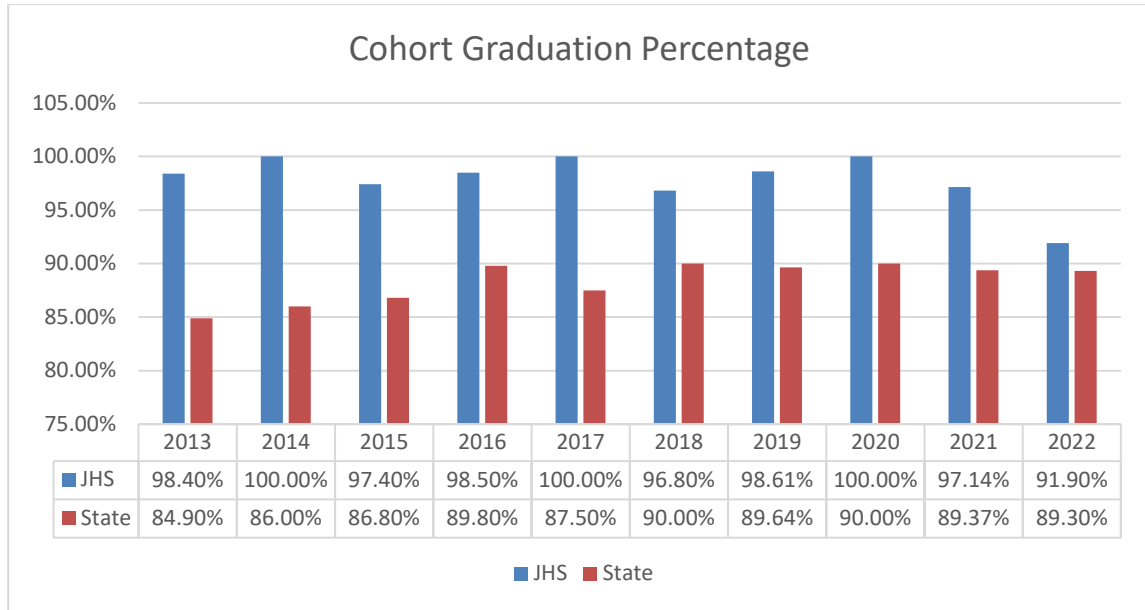
- **Align Curriculum to meet State and Federal standards while maintaining local control and adding more diverse opportunities**
  - Curriculum is aligned to meet State and Federal standards. Updates are made as needed.
  - We will continue to focus on adding instructional lessons and activities to virtual platforms for student access.
  - Special Education will add modifications and update written curriculum in BYOC to reflect current Missouri Learning Standards.
- **Expand Career and Technical Education (CTE) offerings for all students**



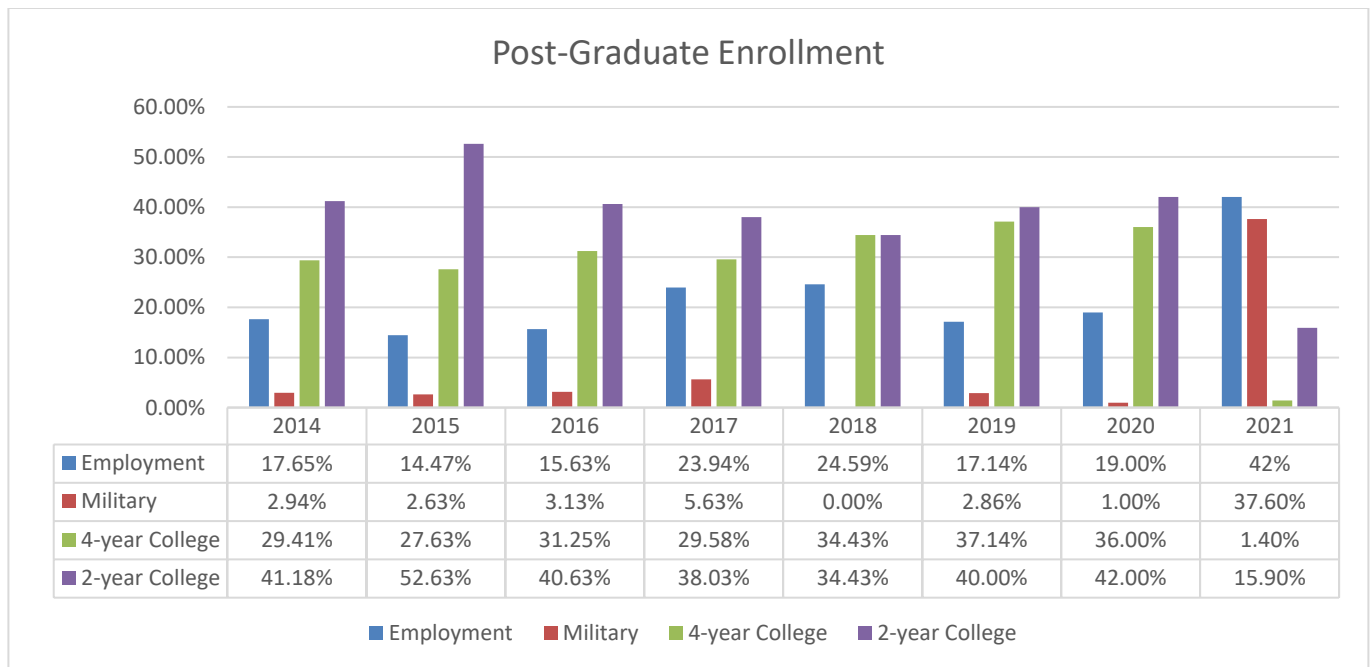
- **Expand AP Honors class offerings and dual credit college opportunities for all students**



- **Graduation and Post-Graduate Education numbers consistently high**



*\*State percentages are approximate*



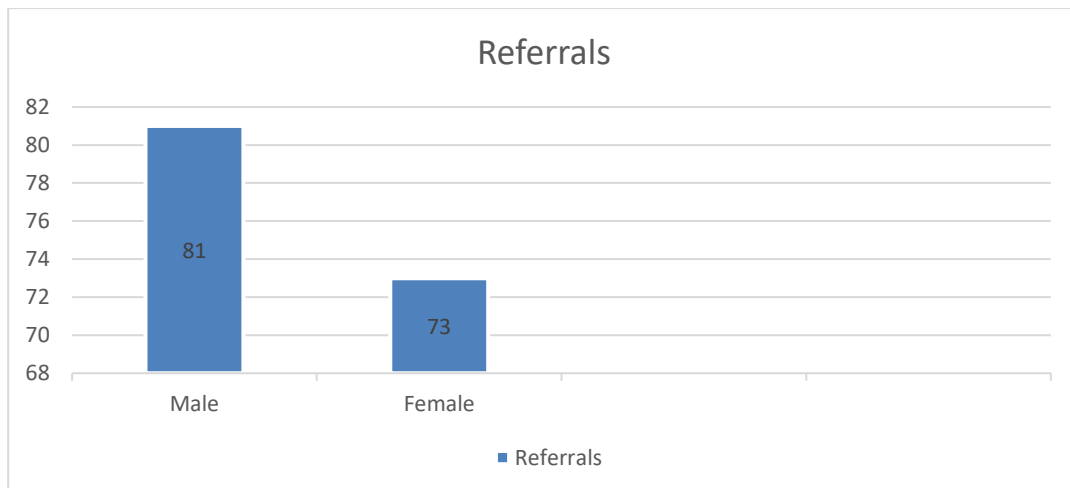
- Jefferson R-VII School District will retain class sizes that meet or exceed the Department of Elementary and Secondary Education Standard and Recommended levels

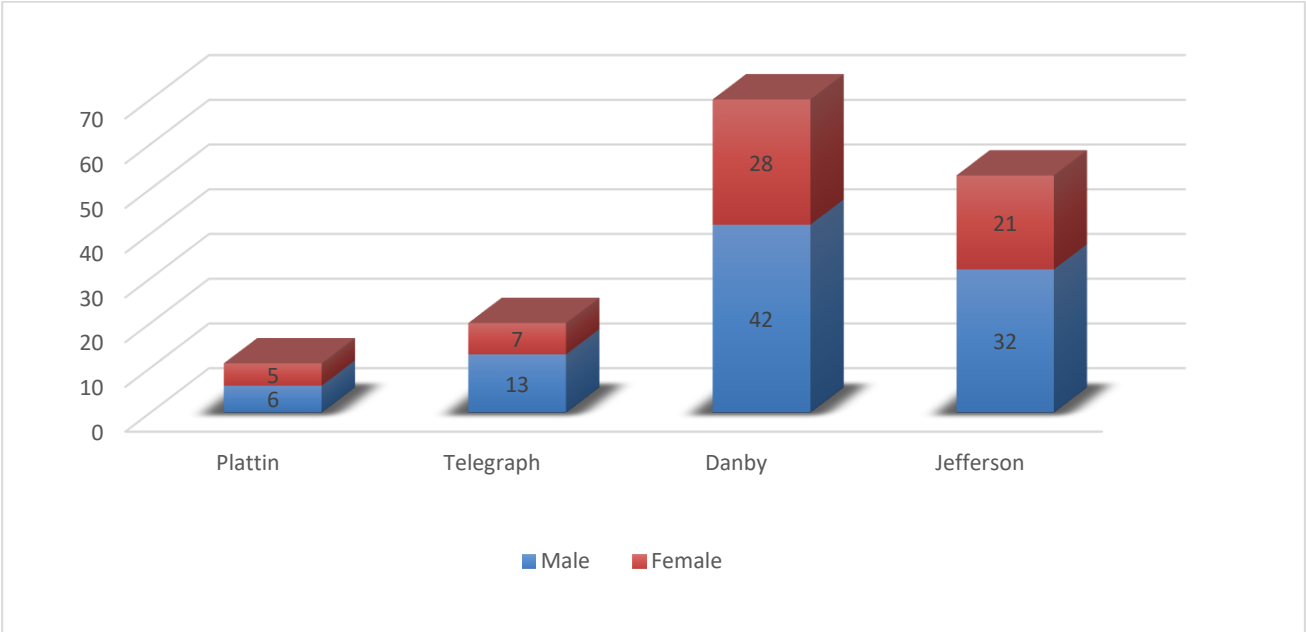
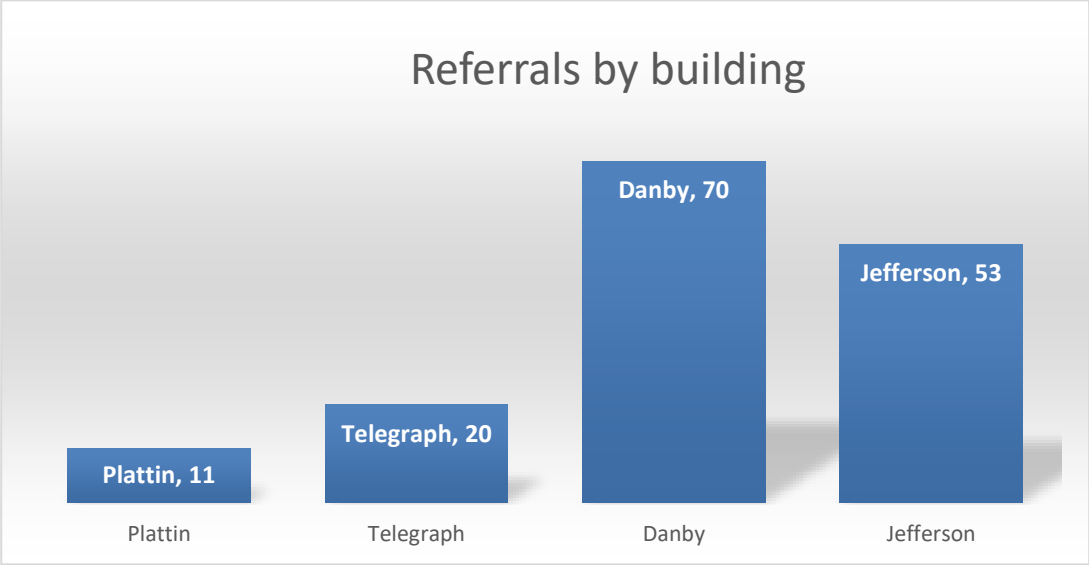
First Day	Jefferson R-VII First day of School Numbers										Students Per Teacher	DESE	DESE	Distance	Distance			
	16-17	17-18	18-19	19-20	20-21	21-22	22-23	Grade Gain/Loss	Cohort Gain/Loss	# of Teachers Per grades K-6		Minimum	Desirable	Virtual 2020-21	Virtual 2022-23			
Kindergarten	66	64	69	67	67	75	73	-2	-15	4	19	25	17	0	0			
1st Grade	74	74	65	79	64	77	70	-7	-5	4	19	25	20	0	0			
2nd Grade	74	80	71	69	76	70	72	2	-5	4	18	25	20	0	0			
3rd Grade	78	79	77	75	70	77	77	0	7	4	19	27	22	0	0			
4th Grade	70	75	84	75	72	77	81	4	4	4	19	27	22	2	0			
5th Grade	80	73	84	91	73	77	75	-2	-2	4	19	30	25	0	0			
6th Grade	84	86	84	91	87	74	80	6	3	4	19	30	25	1	0			
7th Grade	82	77	86	83	86	87	71	-16	-3			33	28	3	1			
8th Grade	74	81	74	88	79	88	94	6	7			33	28	2	1			
9th Grade	82	84	95	82	83	81	83	2	-5			33	28	0	1			
10th Grade	68	75	75	92	79	87	79	-8	-2			33	28	1	0			
11th Grade	64	70	71	68	86	74	89	15	2			33	28	1	0			
12th Grade	69	64	71	73	70	88	72	-16	-2			33	28	0	1			
I-55 Students					6	3	6	3	3			SUB-TOTAL			10	4		
GRAND TOTAL K-12	965	982	1006	1033	998	1035	1022	-13	-13		18.82	District Student /Teacher Avg. K-6						
	#NAME?																	
Preschool	59	64	75	84	51	80	97	17	Building Totals		2016-17	2017-18	2018-19	2019-20	2020-21	2021-22	2022-23	
									Plattin		214	218	205	215	207	222	215	
									Telegraph		228	227	245	241	215	231	233	
District Total	1024	1046	1081	1117	1049	1115	1119	66	Danby		240	244	244	262	252	249	245	
									High School		283	293	312	315	318	330	323	
District Avg. Class Size	74	76	77	79	76	79	78		I-55 Students					6	3		6	
									Grand Total		965	982	1006	1033	998	1035	1022	
									2022-2023									
Percentage of students that are participating in BlueJay@Home					Less than 1%					Less than 1/2%								

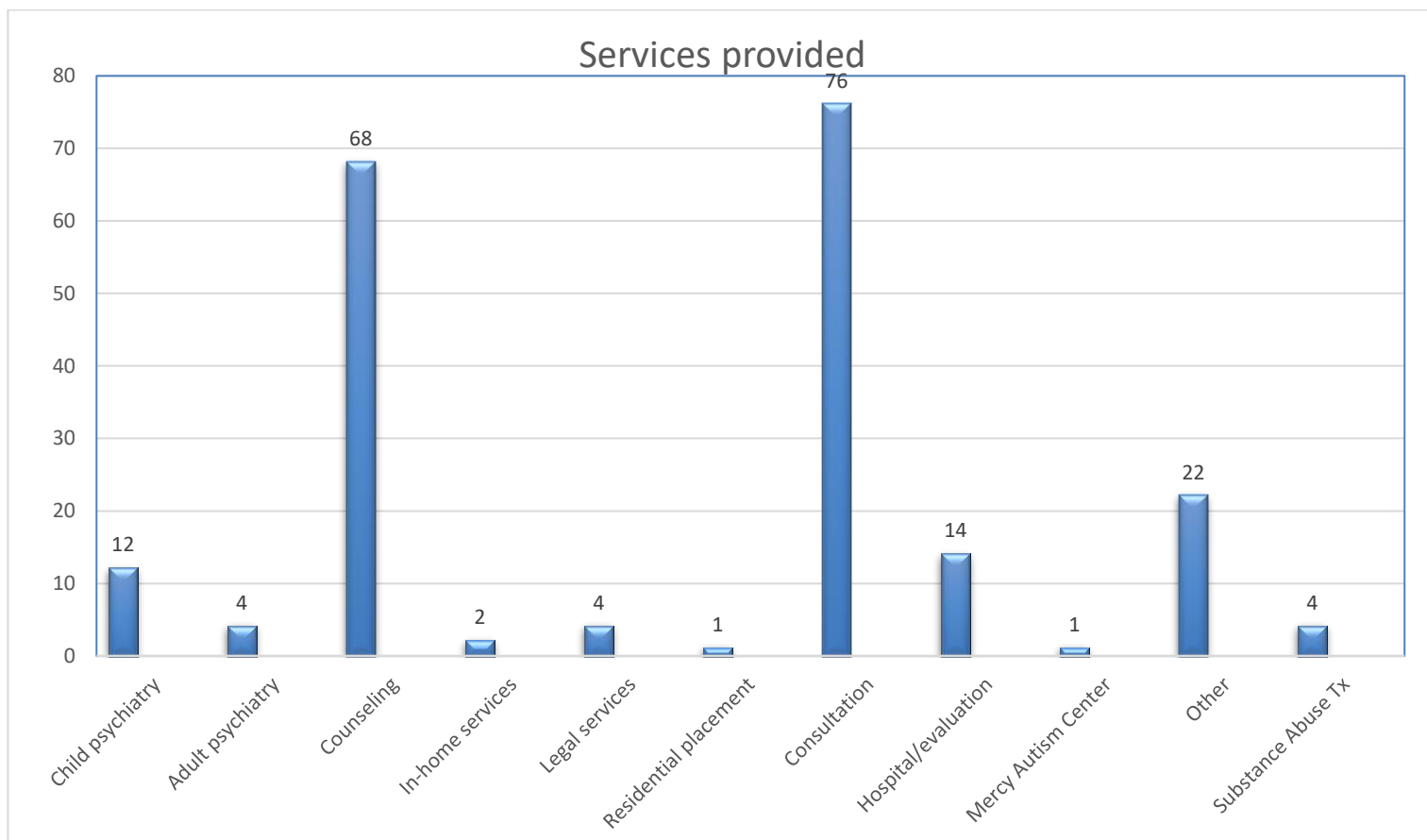
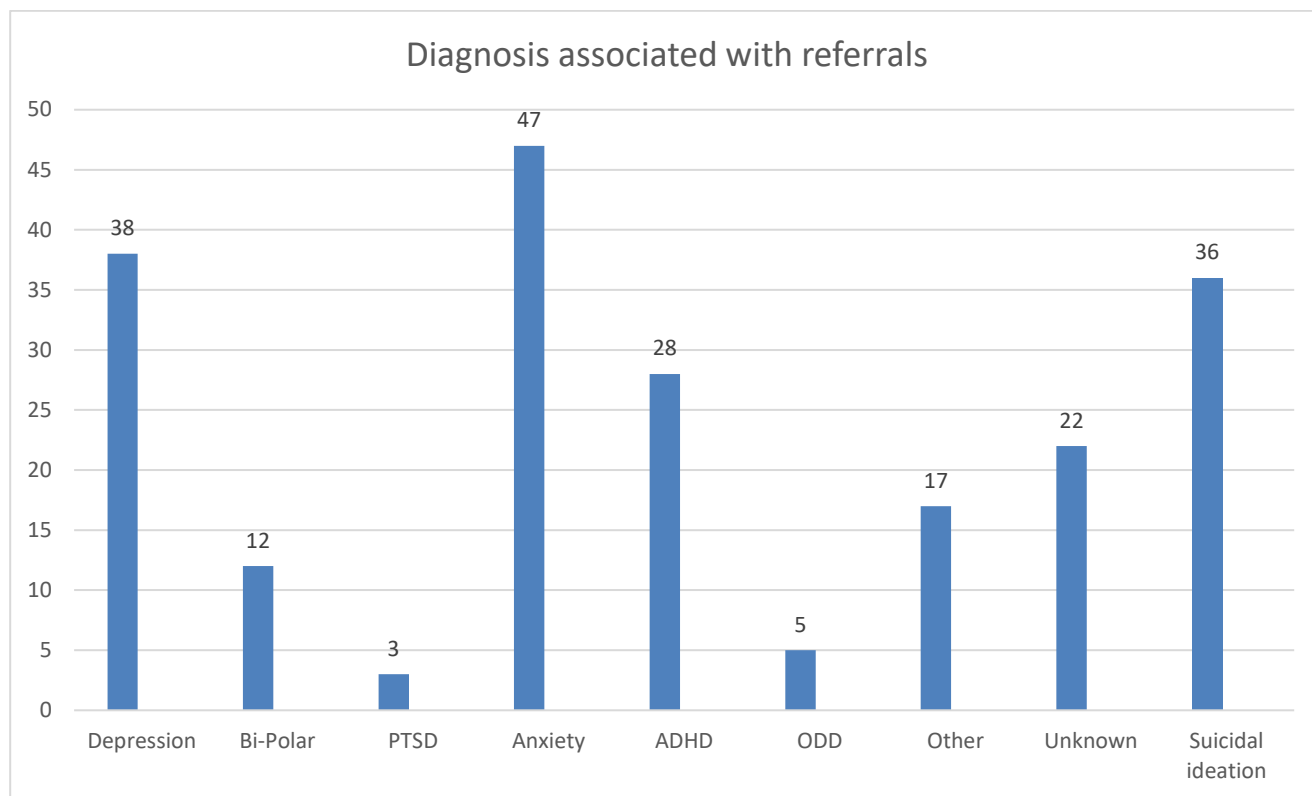
- **Safety**

- The district contracts through the Jefferson County Sheriff’s Office a full-time school resource officer (SRO) to be on campus throughout the school day and at assigned extra-curricular events, as needed.
- The district administration, school counselors, and SRO participated in the first annual Jefferson County Safety Summit to learn ways to secure campuses from intruders as well as learn what mental health initiatives the County is making available for students and school staff, etc.
- All students / staff participate each semester in emergency drills, including fire, earth quake, tornado, intruder, and bus evacuation.
- SRO attended several trainings focused on school safety, critical incidents, and response to active threats on campus.
- SRO taught “Eddie the Eagle” Gun Safety Program to all first and second graders who were granted parental permission to participate in the program.
- Continued the Sit-Down Program which allows students to have 1-on-1 and small group discussions with the SRO, discussing a wide range of topics with an emphasis on the well-being of the student.
- Continued analysis of before/after school traffic flow concerns to best ensure the safe departure/arrival of all who are entering/exiting our campuses.
- Continued Threat Assessment, identifying any areas of vulnerability (if any) that would compromise the safety of our campuses.

- **Review District social services, education and substance abuse prevention programs**



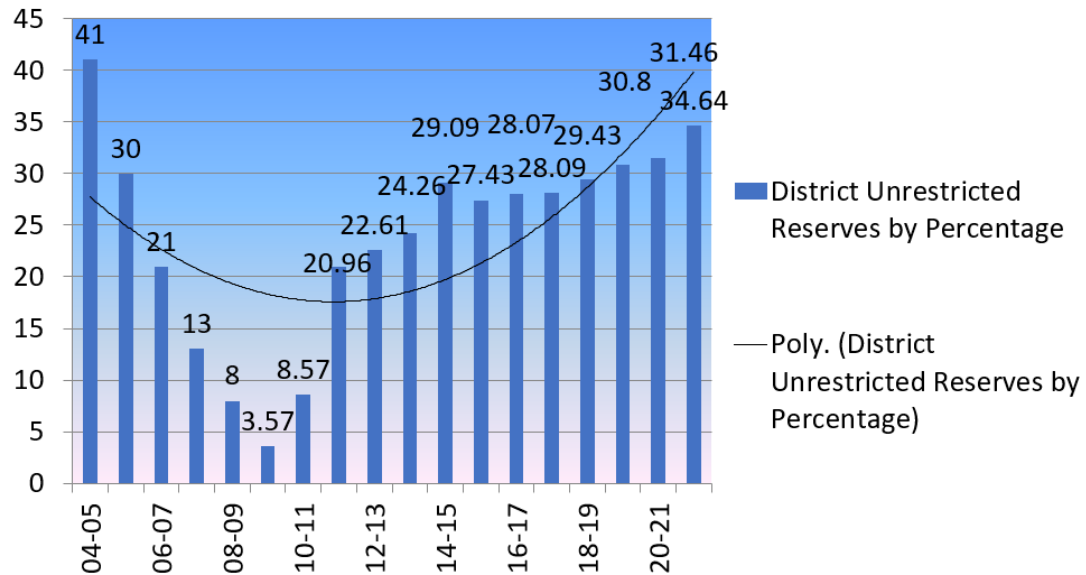




- Maintain reserves in order to support current operations

## District Unrestricted Reserves

### Funds 1 and 2



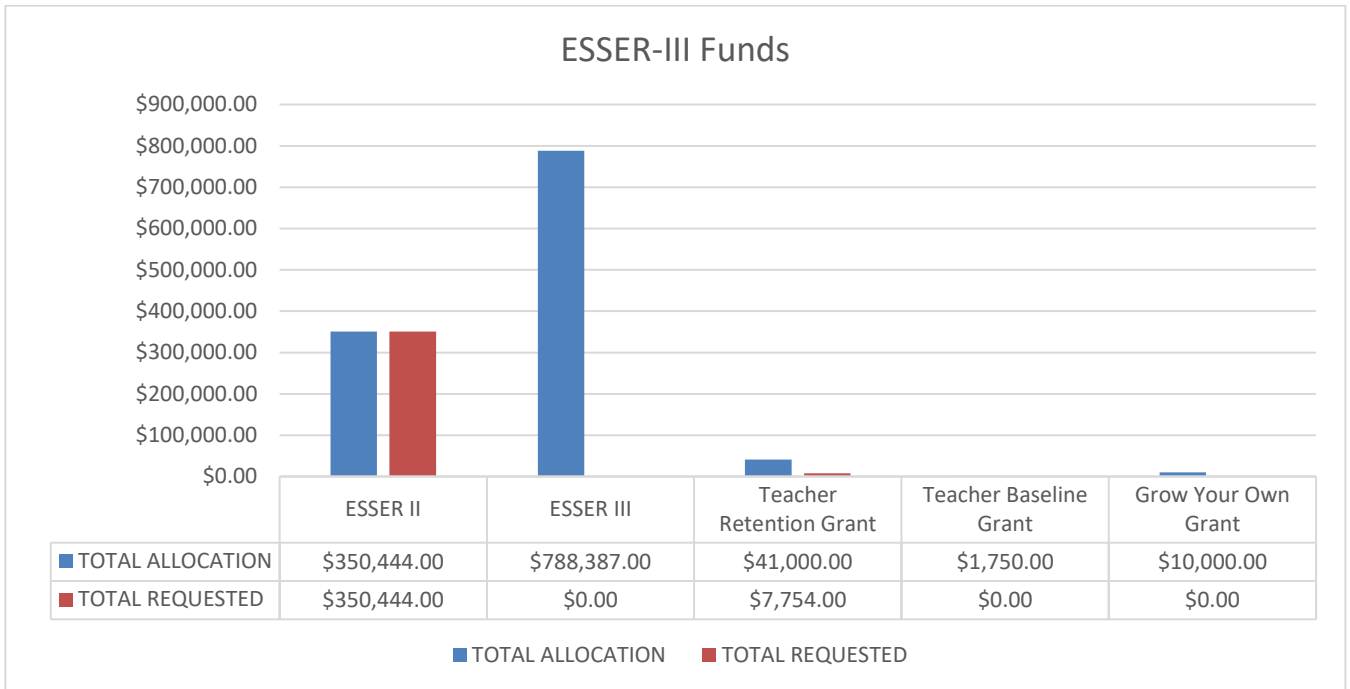
## Ending Balances for 2022

Fund Account	2013	2014	2015	2016	2017	2018	2019	2020	2021	2022
Fund 1	2,171,000	2,388,742	2,917,742	2,890,552	2,981,887	3,104,791	3,392,713	3,730,078	3,807,242	4,409,667
Fund 2	0.00	0.00	0.00	0.00	0.00	0.00	0.00	0.00	0.00	6,545
Fund 3	1,493,967	1,572,262	1,699,538	9,949,700	9,888,212	7,718,855	8,048,175	1,259,180	1,569,842	2,034,579
Fund 4	744,443	876,212	957,010	7,985,749	2,568,932	977,817	892,304	1,024,757	1,010,996	1,177,715
Total Account Balance	4,409,411	4,837,218	5,574,451	20,824,998	15,439,032	11,800,136	12,333,193	6,014,016	6,388,081	7,628,509
Unrestricted Balances	22.61%	24.36%	29.09%	27.42%	28.07%	28.09%	29.46%	30.79%	31.46%	34.64
Restricted Fund 3 Reserves	*	Restricted	Fund 3	8,450,000	8,450,000	6,290,000	6,379,895	0	0	0
	*	Unrestricted	Fund 3	1,499,700	1,438,212	1,402,718	1,668,279	1,259,180	1,569,842	2,034,579
Restricted Fund 4 Reserves	**	Restricted	Fund 4	6,069,173	0	0	0	0	0	0
	**	Unrestricted	Fund 4	1,916,575	2,568,932	978,688	892,304	1,024,757	1,010,966	1,177,715

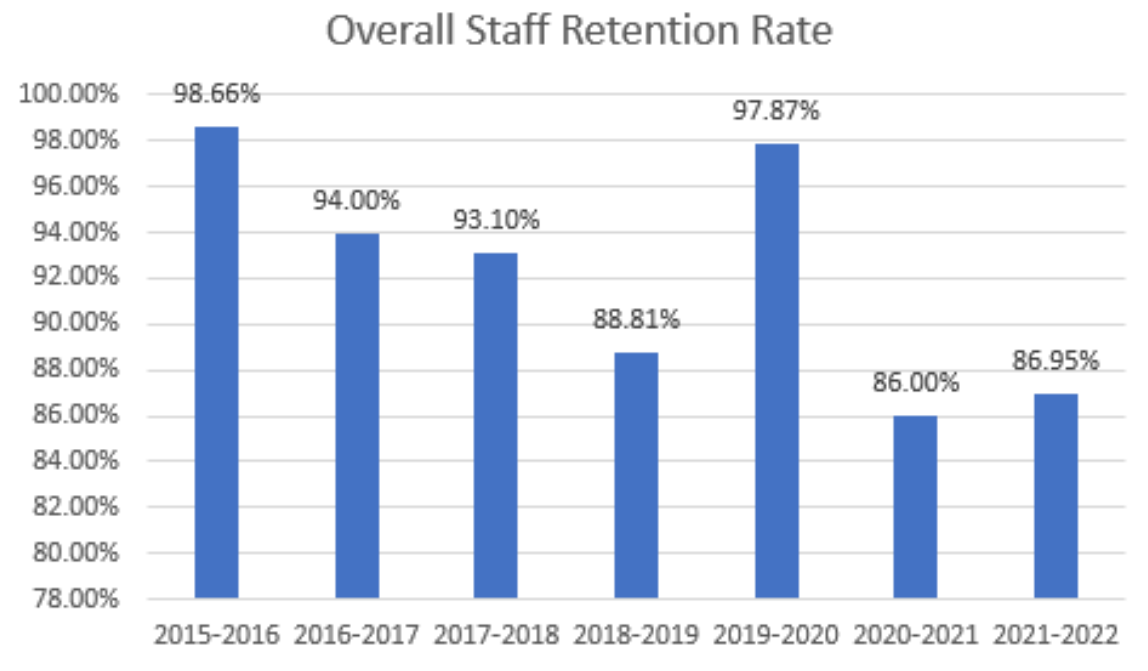


- **Research/Identify/Procure Alternative Sources of Revenue**

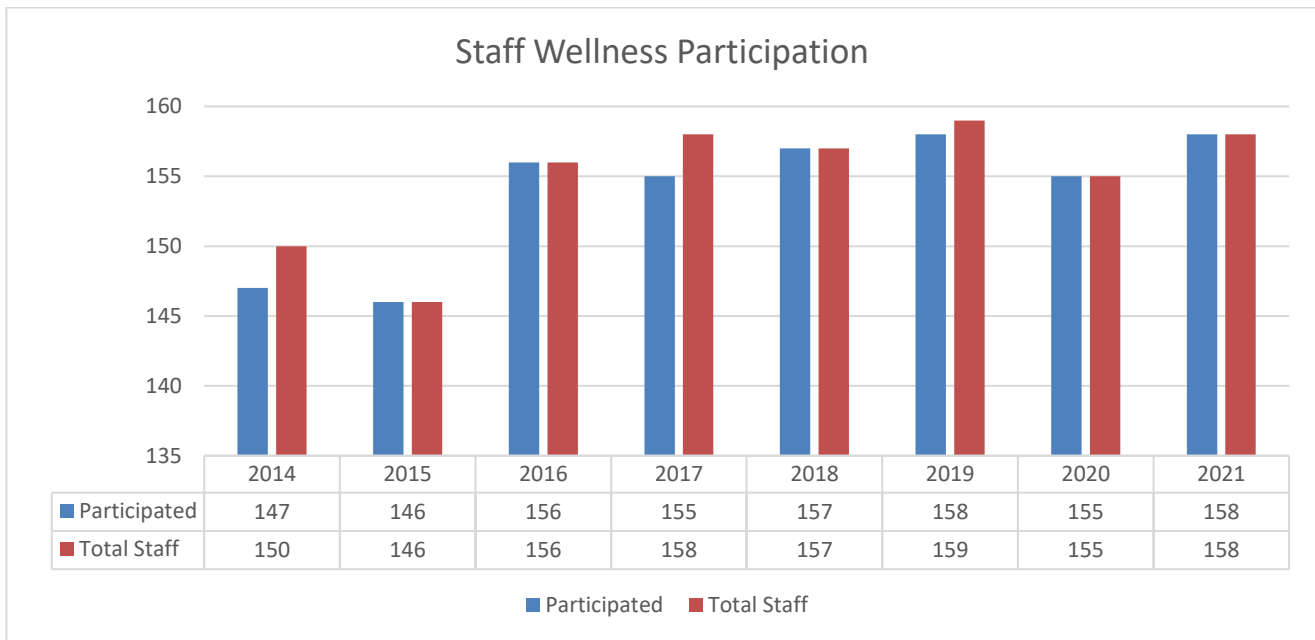
- American Recovery Program ESSER-II Funds of \$350,401 received for COVID expenses
- ESSER-III Funds



- **Staff Retention Rate** (anything above 85% is considered exceptional on retention)



- **Continue to develop plan to move staff salaries and benefits to top 25% of Jefferson County and State of Missouri**
  - Starting Salary for Bachelor's Degree State Rank 136/520 – 73.8%
  - Starting Salary for Master's Degree State Rank 118/520 – 77.3%
  - Salary Schedule Max in State 87/520 – 83.3%
  - Starting Salary for Bachelor's Degree County 8/11 – 35%      Needed increase to be in Top 4 - \$2,500
  - Starting Salary for Master's Degree in County 8/11 – 35%      Needed increase to be in Top 4 - \$2,500
  - Salary Schedule Max in County 8/11 – 35%      Needed increase to be in Top 4 - \$4,000
- **Student and Staff recognition at School Board Meetings**
  - Monthly recognition of staff and students has been conducted at BOE Meetings for the past 12 months
- **Wellness Participation at nearly 100% consistently**



- **Expand electronic and technological communications to various platforms to reach out to community, staff and students**
  - New website and app created – went live August, 2021
  - Home page directs Community to livestream page with archives
  - District app, Facebook, Instagram and multiple district twitter accounts used to communicate with Community and parents
  - All buildings send home regular communications through emails, updating parents on what is happening specifically in their building

- **Expand patron access & partnerships in Board of Education and District operations**
  - Currently streaming Board Meetings and archiving video of meetings on website
  
- **Community Involvement**
  - “Spikes, Strikes and Hoops” Successful Sport’s Fundraiser -- 39 teams for the 2022 summer event
  - PTO donated more than \$48,000 during the last four school years
  - R7 Blue Jay Foundation has secured more than \$318,800 in donations for school improvements during 2012-2022
  - R7 Bluejay Foundation has secured \$65,000 for the purpose of opening a grocery store for students within the District.
  - Bombers Basketball program is offered for grades 1-4 with community volunteer coaches offered by the JHS Basketball teams.
  
- **Facilities Committee formed to develop long-term facilities plan**
  - Committee was formed
  - Completed traffic study
  
- **Develop site-development plan for long-range planning throughout the District**
  - Work continues on this goal to develop expanded plan for the District
  - Long-range list has been utilized for facility repairs across the District
  
- **Facility Updates**
  - Danby:**
    - Completed tuckpointing
    - Removed old carpet and installed weight room-grade rubber mat; painted weight room
    - Repaired roof leaks over 6<sup>th</sup> grade / art room hallway
    - Renovated art room
    - Poured a concrete ramp outside kitchen door
    - Cleaned courtyard
    - Installed huddle camera in the Kent Kiepe gym
    - Installed new water heater in the 7<sup>th</sup> grade hallway
    - Installed new soap dispensers
  - Jefferson:**
    - Installed huddle camera in gym
    - Installed new water boiler
    - Installed new soap dispensers

- Assembled 14 new cafeteria tables
- Installed 3 new food warmers

#### **Telegraph:**

- Extended playground area; added mulch
- Installed concrete curb on playground to support asphalt
- Removed old metal plates; installed drainage pipe; poured concrete on front sidewalk
- Installed 36 air conditioner systems
- Installed new soap dispensers
- Installed new blinds in library and nurse's office
- Installed new gutter drainage pipe to prevent erosion
- Installed cabinets for Jay Mart
- Assembled new tables/chairs for preschool

#### **Plattin:**

- Installed new carpet in 12 rooms
- Removed island on parking lot to allow for more parent pickup space in front of building

#### **Stadium:**

- Installed new huddle camera on press box

- **Technology**

The Jefferson R-VII School District Technology Department has completed several major projects. The projects are broken out by category.

- **Hardware Upgrades**

- Classroom Displays - Over the course of two school years we replaced all unsupported Promethean boards and projectors in Telegraph Intermediate and Danby MS
- Promethean Interactive Panels - The unsupported Promethean Interactive Boards at Plattin Primary were replaced with Promethean Interactive Panels
- Chromecasts - The Technology Department added Chromecast streaming devices to all Jefferson HS projectors
- Chromebooks - The District purchased replacement Chromebooks for all staff and all students Grades 2-12 in the last two years
- iPads - The District replaced ten Special Education iPads, eighty 1st Grade iPads, and each teacher was issued an iPad
- Security Cameras - In 2022 the District ordered additional security cameras throughout the entire District. These cameras will cover previously uncovered areas (Transportation, playgrounds, offices, etc.)

- **Cybersecurity**

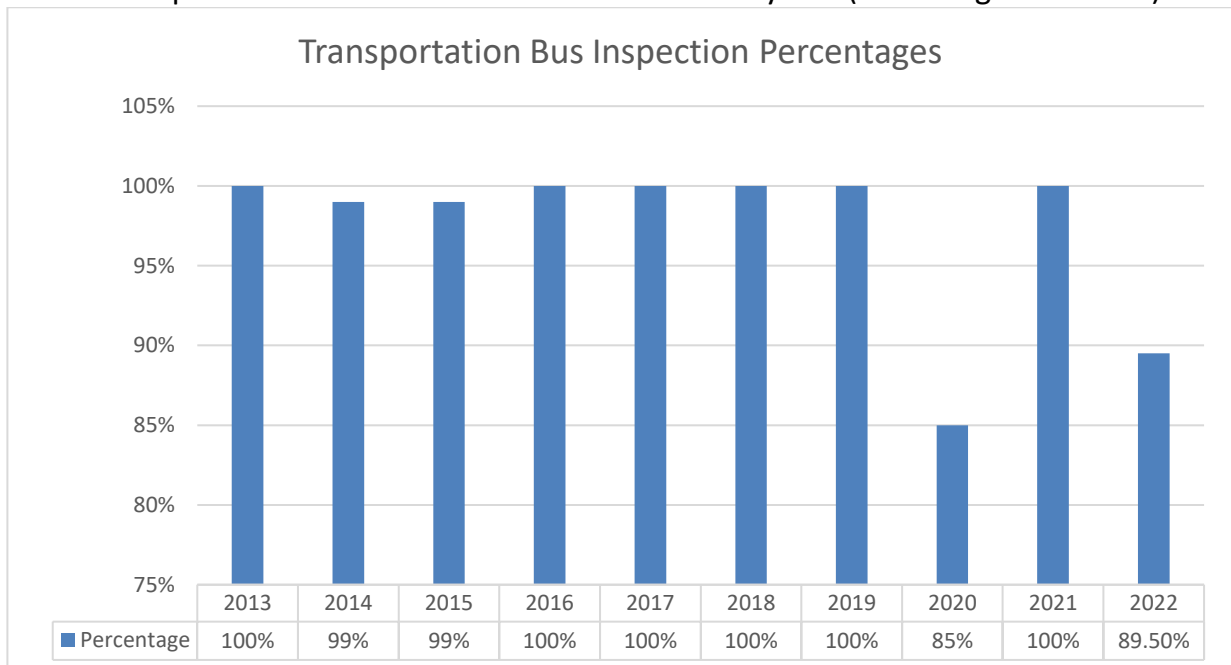
The Jefferson R-VII School District has focused on improving the cybersecurity stance over the past two years. The following will highlight some of the countermeasures that the District has made to protect the privacy and security of our students, staff, and parents.

Note: some countermeasures are not listed due to security concerns.

- Firewall - The firewall was upgraded in 2020 to improve security and to handle the increased traffic of our users
- Backups - The District uses a platform that stores backups of critical systems both locally and in the cloud. Files are encrypted to provide additional security
- Student Privacy - In 2022 the District joined the Missouri Student Data Privacy Alliance. It is a resource for ensuring that vendors and school districts reach agreements on student data privacy
- Cybersecurity Training - Staff must complete monthly cybersecurity training

- **Continue annual bus cycling to keep fleet up-to-date**

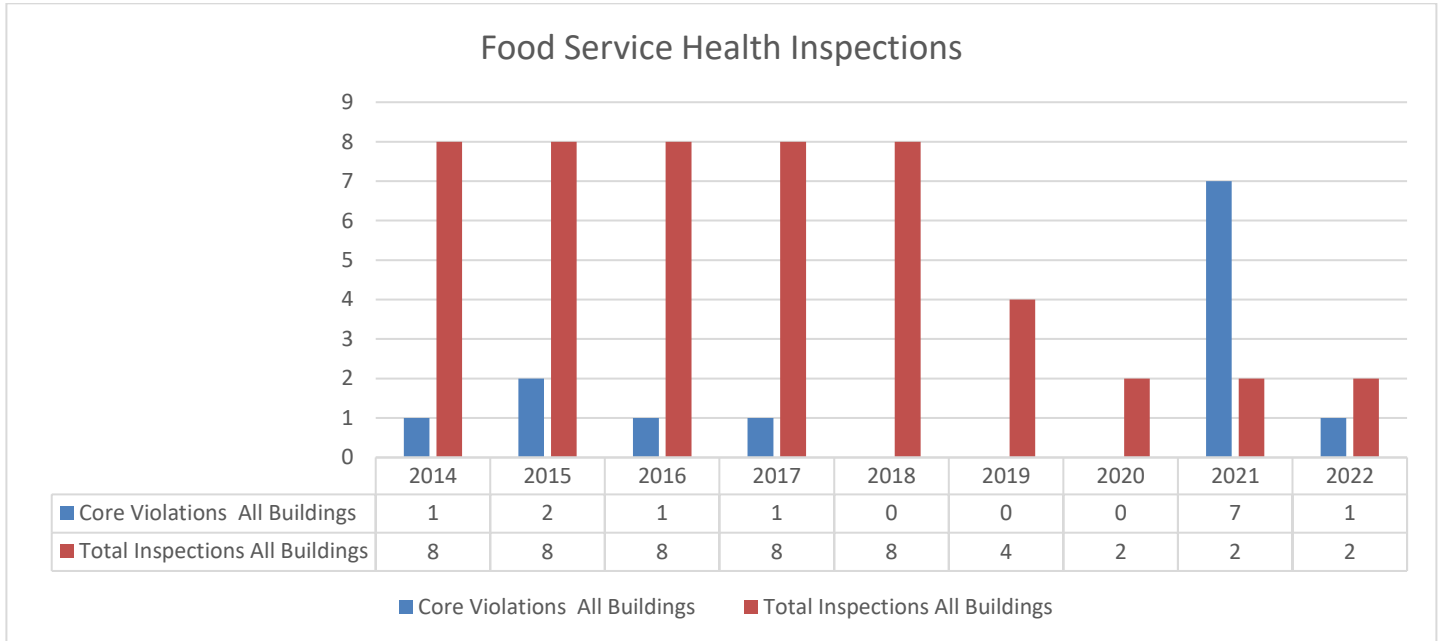
- Annual bus purchases have been made 7 of the last 8 years (excluding 2017-2018)



\*2020 – brake line, tail light and leaf spring – fixed onsite

\*2022 – tire issue was addressed

- Food Service Health Inspections Update



**\*2014:** Sanitizer in 3 compartments too high- corrected onsite

**\*2015:** Ice buildup in freezer - need to replace freezer- noted

**\*2015:** Sanitizer in bucket slightly high concentrate corrected onsite

**\*2016:** Continuous issue ice buildup - fixed by outside contractor-Heating elements

**\*2017:** Spray nozzle spring broke - replaced onsite end of day

**\*2020:** Ceiling tile damage @ Platin; Floor of walk-in damaged and in need of repair @ Telegraph; Drain pipe in need of cover or capped off @ Danby; Bathroom trash can was not lidded nor had a sanitary receptacle, Water lines by Victory refrigerator has gaps that would allow insects into wall - need to be caulked off @ Jefferson

**\*2022:** Floor damage in walk-in cooler, creating trip hazard – has been corrected.

Advanced notifications of the Health inspector are not received. Two inspections per building happen every school year