



Home Access Center

Home Access Center



City School District of
New Rochelle

Created by Ms. Dawn Huston - Instructional Technology Facilitator

dhuston@nredlearn.org

Modified by Ms. Shannon Mulqueen - Instructional Technology Facilitator

smulqueen@nredlearn.org



Why is it important that you activate your Home Access account?

¿Por qué es importante que active su cuenta Home Access?

Report Cards will no longer be printed.
(If you have special case and need a report card please reach out to the school.)

Families must view and print Report Cards online using the district's Home Access Center Portal.

Ya no se imprimirán las boletas de calificaciones.

(Si tiene un caso especial y necesita una boleta de calificaciones impresa, comuníquese con la escuela).

Las familias deben ver e imprimir las boletas de calificaciones en línea utilizando el portal del centro de acceso al hogar del distrito



With Home Access Center

Con el Centro de Acceso en el Hogar

Parents/Guardians can view online

- Report cards
- Live-period-by-period attendance for grades 6-12 and once-a-day for K-5
- Check emergency contact info
- Student Schedule with email links to each of their child's teachers
- Transcript and GPA information (Grades 8-12 only)
- Progress reports (Grades 6-12 only)



Los padres/guardianes

- Boletas de calificaciones
- Ver en vivo-período-por-período la asistencia del período para los grados 6-12 y una vez al día para los grados K-5
- Ver Información del contacto de emergencia
- Calendario estudiantil con enlaces de correo electrónico a cada uno de los maestros de sus hijos
- Transcripción y la información del GPA (grados 8-12 solamente)
- Informes/Reportes de Progreso (grados 6-12 solamente)

Accessing Home Access Center

Acceso al Centro de acceso residencial

- If you know your username and password,
 - Proceed to the Home Access Center login screen and enter your username and password.
- If you are new to Trinity and have a child attending Trinity or another school in New Rochelle,
 - Email Dely Barajas - dbarajas@nredlearn.org to link your accounts
- If you are new to Trinity with no other children attending another school in New Rochelle,
 - Proceed to the Home Access Center login screen and click on the Forgot Username/password option.
- Si conoce su nombre de usuario y contraseña,
 - Vaya a la pantalla de inicio de sesión del Home Access Center e ingrese su nombre de usuario y contraseña.
- Si es nuevo en Trinity tiene un estudiante en Trinity o en otra escuela en New Rochelle,
 - Envíe un correo electrónico a Dely Barajas - dbarajas@nredlearn.org para vincular sus cuentas
- Si es nuevo en Trinity y no hay otros niños que asistan a otra escuela en New Rochelle,
 - Vaya a la pantalla de inicio de sesión del Home Access Center y haga clic en la opción ¿Olvidó su nombre de usuario / contraseña?





Accessing Home Access Center

Acceso al Centro de acceso residencial

Home Access Center

From Trinity's
Homepage at
trinity.nred.org.

Click Home Access Center
from the top header

Home Access Center

De la página de inicio de
Trinity en
trinity.nred.org.

Haga clic en Home Access Center
en el encabezado superior

Home Access Center



Trinity Elementary School

Home Access Center

Student Online Resource

ClassLink

Device Loaner Form and AUP

EXPLORE

SCHOOLS

ENGLISH

OUR SCHOOL

STUDENTS

TEACHERS

FAMILY & COMMUNITY

Welcome to Trinity
Elementary School



Login Process

Proceso de inicio de sesión

Step 1



Login

Please enter your account information for Home Access Center.

Select a District:

User Name:

Password:

[Forgot My Username or Password](#)
[Click Here to Register for HAC](#)

Login

- **Select a District** Change to **New Rochelle CSD**
- Enter your **User Name** and **Password**
- Select Login

- Donde dice **"Select a District"**, cámbielo a **"New Rochelle CSD"**
- Entra su **Nombre de Usuario** y **Contraseña**
- elige iniciar sesión

Login Process

Proceso de inicio de sesión

Step 2

Challenge Question - If logging in for the first time
Pregunta de desafío: si inicia sesión por primera vez

- Enter **2 challenge questions and answers** that can be used should you forget your login information.
- Next **Select Continue to Home Access Center**
- Entra **2 preguntas y respuestas** que serán pistas de la contraseña para no olvidar su "login".
- Después escoge **Continúa al Centro de Acceso**

My Account

Name:
Address:

Logged in as:
Email Address:
Last Login:

Challenge Questions

Compose 2 challenge questions and provide appropriate answers

Questions	Answers
<input type="text"/>	<input type="text"/>
<input type="text"/>	<input type="text"/>

[Continue to Home Access Center](#) [Logout](#)

Sample Challenge Question


Sample Questions

- What is your favorite color?
- What is your favorite movie?
- What is the name of your favorite pet?
- When is your anniversary?

Preguntas de muestra

- ¿Cuál es tu color favorito?
- ¿Cuál es tu película favorita?
- ¿Cuál es el nombre de tu mascota favorita?
- ¿Cuándo es tu aniversario?





Forgotten Username or Password

Ha olvidado el nombre de usuario o contraseña

Step 1

If you forgot your username or password, click the **Forgot My Username or Password** link from the login page.

Si olvidó su nombre de usuario o contraseña, haga clic en el enlace **Olvidé mi nombre de usuario o contraseña** de la página de inicio de sesión.

Login

Please enter your account information for Home Access Center.

Select a District:

User Name:

Password:

[Forgot My Username or Password](#)
[Click Here to Register for HAC](#)

Login

Forgotten Username or Password

Ha olvidado el nombre de usuario o contraseña

Step 2

- **Select a District** Change to **New Rochelle CSD**
- Select the round circle next to the word **Email Address:**
 - Enter the email address you've provided to the school
- Select Submit

- Donde dice "**Select a District**", cámbielo a "**New Rochelle CSD**"
- Seleccione el círculo redondo junto a la palabra Dirección de correo electrónico:
 - Ingrese la dirección de correo electrónico que proporcionó a la escuela
- Seleccione Enviar



The screenshot shows a web form titled "Forgot User Name Or Password". At the top, there is a dropdown menu labeled "Select a District:" with "New Rochelle CSD" selected. Below this, a text prompt reads "Please enter either your User Name or Email Address". There are two radio button options: "User Name:" (which is unselected) and "Email Address:" (which is selected). Each option has a corresponding text input field. At the bottom right of the form is a "Submit" button.

Forgotten Username or Password

Ha olvidado el nombre de usuario o contraseña

Step 3

An email will be sent to the Email address we have on file for you, with a link to reset your password.

Se enviará un correo electrónico a la dirección de correo electrónico que tenemos registrada para usted, con un enlace para restablecer su contraseña.

Dear Dawn Huston,

You are receiving this email because you requested to retrieve your Home Access Center login information. If you did not make this request, please contact your school district by sending an e-mail to nrhomeaccess@nredlearn.org.

To reset your password, click the link below:

[11](http://hac.lhrc.org/HomeAccess/Content/Challenge.aspx?token=eyJ0eXAiOiJKV1QiLCJhbGciOiJSUzI1NiIsIng1dCI6Izk3YlVwOE M3bTQ3RTBydDBqYzNoQ0xvRUdqcyJ9%2EeyJzdWl0Ijklmh1c3RvbilsImRpc3RyaWN0SWQiOiJINGYzNmI4Y2EzY TE0YTjhYWM1YTRmOTg1ZjMyZTYyYyIsImxpY2Yuc2VlYXNoIjoiTnJZaGFBRVBOLzZ2N1pDV2EyTnlzMnJlVHZOTkQ 2WEphYW1yenNwZloxzd0szS0g2RmtZV3pmTmxHY3NPaWRhRCIsImZcy16Imh0dHBzOi8vaGFJLmxocmJlM9yZy9ob 21IYWVJZXRzIiwiaXVkljoiaHR0cHM6Ly9oYWVubGhyaWMub3JnL2hvbWVhY2Nlc3MILCJleHAiOiJE2MDY0MDM4NDE sIm5iZiI6MTYwNjMxNzQ0MX0%2ENWY6w8FsK6IHaniGTNHzwKaZAI8hie3mEYfCzTTH54el2qcXKWJAUGIKwkZ- J1ys5EClePslmIQo60y5yIPbc-LF911gna1gikB0oK3ZiIT4FGeWh3gldtCOGsuDCuifnRQF8EfiYZ-zOzUgVY9 Z4sY1XnnG5cZzOLKw56jJQLY7XUTvY2DrRac3Gm8rQ1vPpNe7OMP1ZBUyq0kWOblnN1cNspCp4KSgaQQHX9Bm6NhFYS- MhV0wDjuSIRplbQ6jplsJg5ym3ZnowEaYFeBWPfL0vJhZA_L2J-yrA-WVjyhJruXbrhniuplprCfhruaCj4mgkEzNbD58Kk</p></div><div data-bbox=)

Login Process

Proceso de inicio de sesión

Step 4

Challenge Question

Pregunta de desafío

- Enter **2 challenge questions and answers** that can be used should you forget your login information.
- Next **Select Continue to Home Access Center**
- Entra **2 preguntas y respuestas** que serán pistas de la contraseña para no olvidar su "login".
- Después escoge **Continúa al Centro de Acceso**

My Account

Name:
Address:

Logged in as:
Email Address:
Last Login:

Challenge Questions

Compose 2 challenge questions and provide appropriate answers

Questions	Answers
<input type="text"/>	<input type="text"/>
<input type="text"/>	<input type="text"/>

[Continue to Home Access Center](#) [Logout](#)

Sample Challenge Question

Sample Questions

- What is your favorite color?
- What is your favorite movie?
- What is the name of your favorite pet?
- When is your anniversary?

Preguntas de muestra

- ¿Cuál es tu color favorito?
- ¿Cuál es tu película favorita?
- ¿Cuál es el nombre de tu mascota favorita?
- ¿Cuándo es tu aniversario?



When completed, your account will be activated
Cuando se complete, su cuenta se activará

Home Access Center
New Rochelle CSD

Help Logout

Home Attendance Grades Registration

Week View Calendar

Today's News

There is no current news.

Monday December 06, 2021 - Friday December 10, 2021 Today

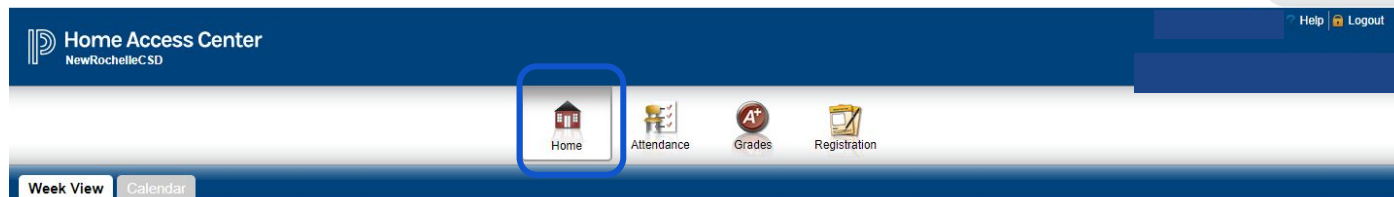
Class	Monday 12/06 Day: M	Tuesday 12/07 Day: T	Wednesday 12/08 Day: W	Thursday 12/09 Day: R	Friday 12/10 Day: F
Home Room Attendance Per: HR		In-Person – The student and teacher were physically in the same location where instruction was delivered in the traditional sense.	In-Person – The student and teacher were physically in the same location where instruction was delivered in the traditional sense.		
Second Grade Art (2Art) Mastroserio, Lisa					
Second Grade Foreign Language (2Fort.Lang) Kohn, Debra					
Second Grade Core Classes (2grcore)					

Home Access Center © 2003 - 2021 PowerSchool. All Rights Reserved. Privacy Policy Terms of Use

This is the main
Home Access
center Screen

Esta es la pantalla
principal del centro
de acceso a la casa

The Main Screen - Home / Week View La pantalla principal - Inicio / Vista de semana



Displays a student's attendance, scheduling, assignment, and discipline information for the current week. Previous and future weeks can also be displayed. Links are provided for viewing details on individual courses, accessing student fee information, and emailing teachers

Muestra la asistencia, la programación, la asignación y la información disciplinaria de un estudiante para la semana actual. También se pueden mostrar las semanas anteriores y futuras. Se proporcionan enlaces para ver detalles sobre cursos individuales, acceder a la información sobre las tarifas de los estudiantes y enviar correos electrónicos a los maestros.

Week View Preview

Vista previa de la vista de semana

Today's News

There is no current news.

< > **Monday December 06, 2021 - Friday December 10, 2021** Today

Class	Monday 12/06 <small>Day: M</small>	Tuesday 12/07 <small>Day: T</small>	Wednesday 12/08 <small>Day: W</small>	Thursday 12/09 <small>Day: R</small>	Friday 12/10 <small>Day: F</small>
Home Room Attendance <small>Per: HR</small>	In-Person – The student and teacher were physically in the same location where instruction was delivered in the traditional sense.	In-Person – The student and teacher were physically in the same location where instruction was delivered in the traditional sense.	In-Person – The student and teacher were physically in the same location where instruction was delivered in the traditional sense.		
Fourth Grade Art <small>(4ART)</small> Mastroserio, Lisa					
4th Grade District Kaleidoscope <small>(4corekal)</small> Galano, Sandra					
Fourth Grade Foreign Lang Mandarin <small>(4ForLangMa)</small>					

The Main Screen - Home / Calendar La pantalla principal



Displays a month-view of the student's attendance, scheduling, assignment, and discipline information, as well as activities and events. Checkboxes are provided for configuring the type of information that displays, while buttons are included for changing the calendar to a daily or week view. Previous and future months can also be displayed.

Muestra una vista mensual de la asistencia del estudiante, la programación, las asignaciones y la información de disciplina, así como actividades y eventos. Se proporcionan casillas de verificación para configurar el tipo de información que se muestra, mientras que se incluyen botones para cambiar el calendario a una vista diaria o semanal. También se pueden mostrar los meses anteriores y futuros.

Calendar Preview

Vista previa del calendario

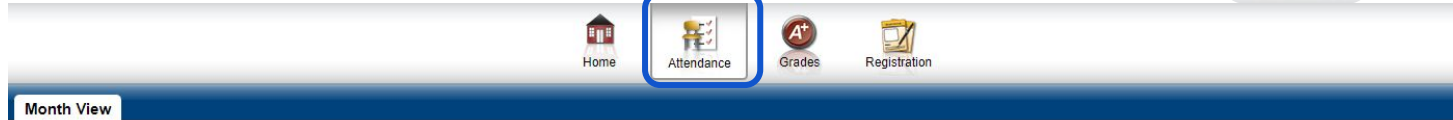


Week View **Calendar**

		December 2021						Today		
		Mon	Tue	Wed	Thu	Fri	Sat	Day	Week	Month
Filters <input checked="" type="checkbox"/> Assignments <input checked="" type="checkbox"/> Events Calendars <input checked="" type="checkbox"/> Activity <input checked="" type="checkbox"/> Competency <input checked="" type="checkbox"/> Homeroom Values <input checked="" type="checkbox"/> All		In School 29	In School 30	In School 1	In School 2	In School 3				
		In School 6	In School 7	In School 8	In School 9	In School 10				
Student Competency <input checked="" type="checkbox"/> Fourth Grade Art <input checked="" type="checkbox"/> 4th Grade District Kaleidoscope <input checked="" type="checkbox"/> Fourth Grade Foreign Lang Mandarin <input checked="" type="checkbox"/> Fourth Grade Library <input checked="" type="checkbox"/> Fourth Grade Music <input checked="" type="checkbox"/> Fourth Grade Physical Education										

The Main Screen - Attendance

La pantalla principal - Asistencia



Month View

December 2021

Sun	Mon	Tue	Wed	Thu	Fri	Sat
			1	2	3	4
5	6	7	8	9	10	11
12	13	14	15	16	17	18
19	20	21	22	23	24	25
26	27	28	29	30	31	

Color Legend

Displays a month-view of the student's attendance that can be toggled to access all months within the current school year.

Muestra una vista mensual de la asistencia del estudiante que se puede alternar para acceder a todos los meses dentro del año escolar actual.

The Main Screen - Attendance

La pantalla principal - Asistencia



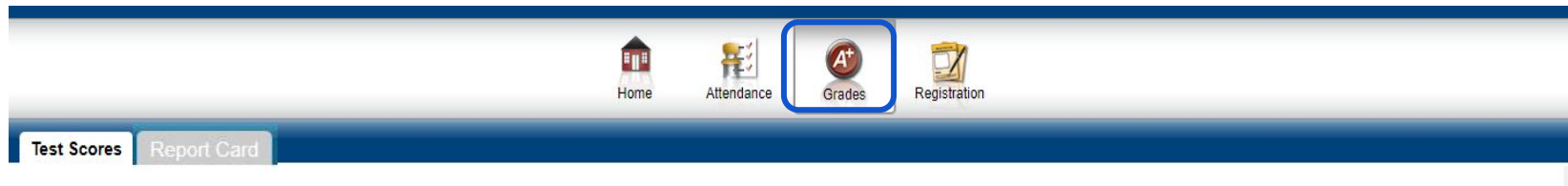
Color Legend

ADI - Activity Dismissal	Both – The student's instruction was both remote and in-person for instruction on the same day.
C- Class Trip	Choice Program
D - Doctor	ED - Early Dismissal
Excused Absence Work Made Up	Extended Day Referral
F - Fam Ill/Death	H - Hospital
HB - Homebound	HMS - Home Schooled
In-Person – The student and teacher were physically in the same location where instruction was delivered in the traditional sense.	In-Person Absence- The student and teacher are to be physically in the same location where instruction was delivered in the traditional sense. Student did not participate.
In-Person Late/Tardy – The student and teacher are to be physically in the same location where instruction was delivered in the traditional sense. Student arrived late to class/school.	In-Person or Virtual Excused Absence – The student is excused from virtual or In-Person Instruction with note or call from parent/guardian or administrator
ISS - In School Suspension	In-Person or Virtual Excused Late/Tardy – The student is excused from lateness for virtual or In-Person Instruction with note or call from parent/guardian or administrator
Mindfulness Center	IST - In School Testing
Parent Decision	OSS - Out School Suspension
Remote Absence – Remote instruction provided; student did not participate in instruction remotely. The student and teacher were not physically in the same	R - Religious
	Remote Late/Tardy – Remote instruction was provided but the student logged in late to participate in instruction remotely. The student and teacher were not physically

A color legend identifies the type of attendance displayed on the bottom of the calendar.

Una leyenda de color identifica el tipo de asistencia que se muestra en la parte inferior del calendario.

The Main Screen - Grades La pantalla principal - Los grados



STAR Assessment Math and Reading test scores will be displayed here.

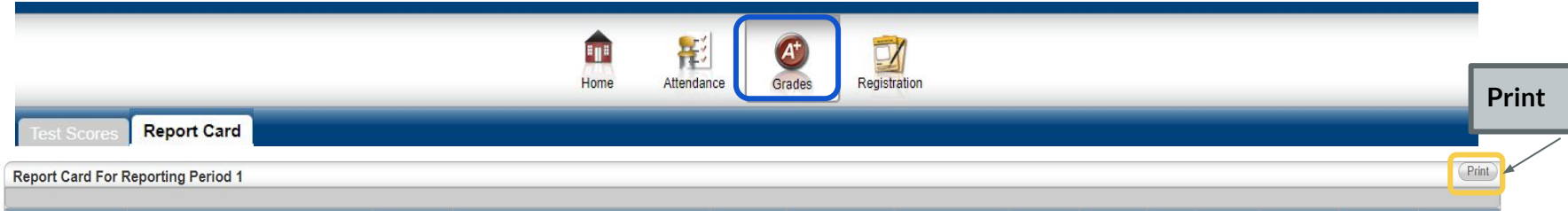
- Scale Score
- Percentile Rank (student's performance compared to his/her peers on the national level)

Los resultados de las pruebas de matemáticas y lectura de la evaluación STAR se mostrarán aquí.

- Puntuación de escala
- Rango percentil (rendimiento del estudiante en comparación con sus compañeros a nivel nacional)

The Main Screen - Grades

La pantalla principal - Los grados



The current year's report card will be displayed. We recommend that you print each year's report card. You will not be able to access previous years report cards.

The print button is located on the top right hand side of the screen.

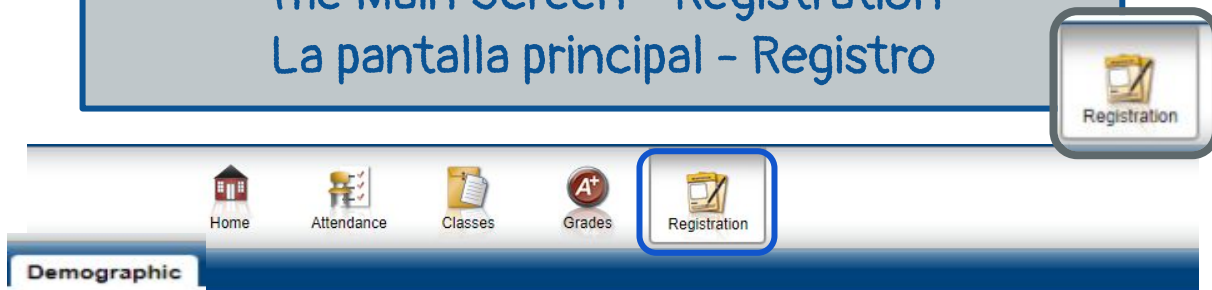
For Spanish translations, you must print the report card. The display only shows English.

Se mostrará la boleta de calificaciones del año actual. Le recomendamos que imprima la boleta de calificaciones de cada año. No podrá acceder a las boletas de calificaciones de años anteriores.

El botón de impresión se encuentra en la parte superior derecha de la pantalla.

Para traducciones al español, debe imprimir la boleta de calificaciones. La pantalla solo muestra inglés.

The Main Screen - Registration La pantalla principal - Registro



The Registration allows you to change the following for guardian 1 and guardian 1

Email address and phone number

El registro le permite cambiar lo siguiente para el tutor 1 y el tutor 1

Dirección de correo electrónico y número de teléfono

Be sure that Trinity has your email. It can also be used to recover your username or password for Home Access

Asegúrese de que Trinity tenga su correo electrónico. También se puede

utilizar para recuperar su nombre de usuario o contraseña para acceder a casa

