

9th Grade AMI Day 3

American/English

If you need to reach Mrs. Zimmerschied or Ms. Tylar for any reason please email at:

Mrs. Zimmerschied - zimmerschiedm@grtigers.net

Ms. Tylar - tylars@grtigers.net

Office Hours: 8:00 - 3:30

Instructions:

American History/English AMI Day 3

You will need to read page H14 “Interpreting TimeLines” to refresh your memory on the skill we have learned in class. You will then need to answer the questions on page 31 “Read a Timeline” and the “Major Events of World War 2”. If you answer on another sheet of paper please write which set of questions you are answering. For example,

Page 31.

- 1.
- 2.

Interpreting Time Lines

Define the Skill

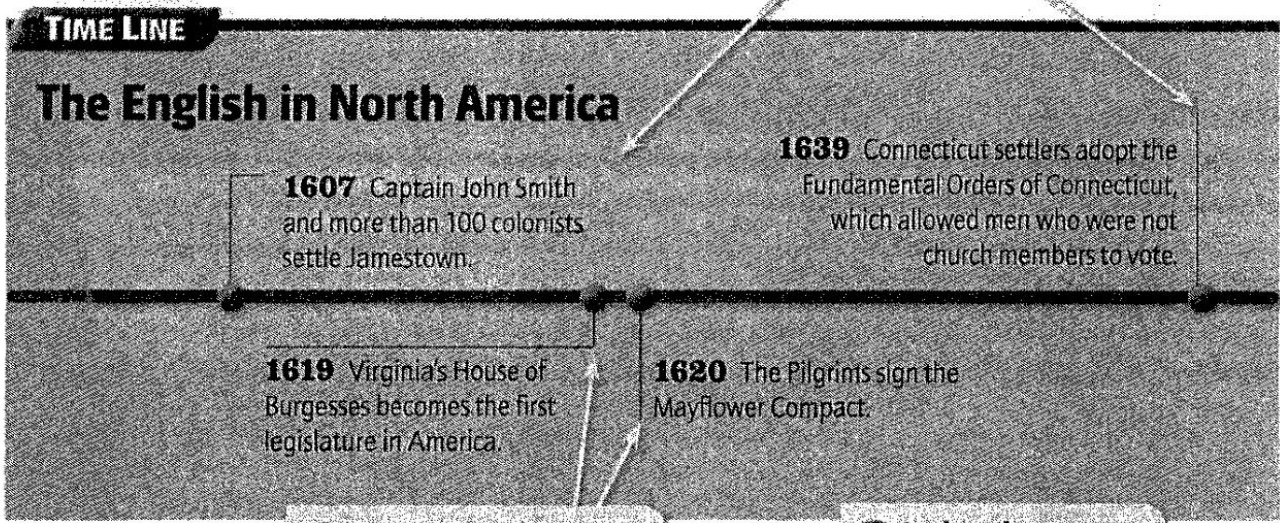
A **time line** chronologically organizes events that occurred during a specific period of time. It has a beginning date and an ending date. The **time span** is the years between the beginning date and the ending date. **Time intervals** mark shorter increments of time within the time span. They appear at regular intervals, such as every 10 or 20 years. Two time lines can be used to list events that happened within a certain time span but at different places. These are called **parallel time lines**.

By organizing events chronologically, time lines can help you see how events are related. Seeing how events are related can help you find cause and effect relationships among the events and remember them. Time lines also allow you to compare, contrast, and draw conclusions about historical events.

Learn the Skill

Use the following strategies to read the time line.

1 Identify the time span of the time line.
Look at the beginning date and the ending date to determine the time period.



2 Determine the time intervals of the time line.
Check to see whether the years are evenly spaced. Determine whether the time is divided by decades, by centuries, or by another division.

3 Analyze the events on the time line.
Recognize the types of events that the time line describes and determine how they are related.

Apply the Skill

1. What is the time span of the time line?
2. What are the time intervals of the time line?
3. How are the events on the time line related?



CHART AND GRAPH SKILLS

Read a Time Line

Many time lines run horizontally from left to right across a page. Other time lines are vertical. A vertical time line lists events in order from top to bottom. The earliest date appears at the top of the time line. The latest date is listed at the bottom of the time line.

Directions Use the time line to answer the following questions.
Each question is one point.

1 How many years does this time line cover?

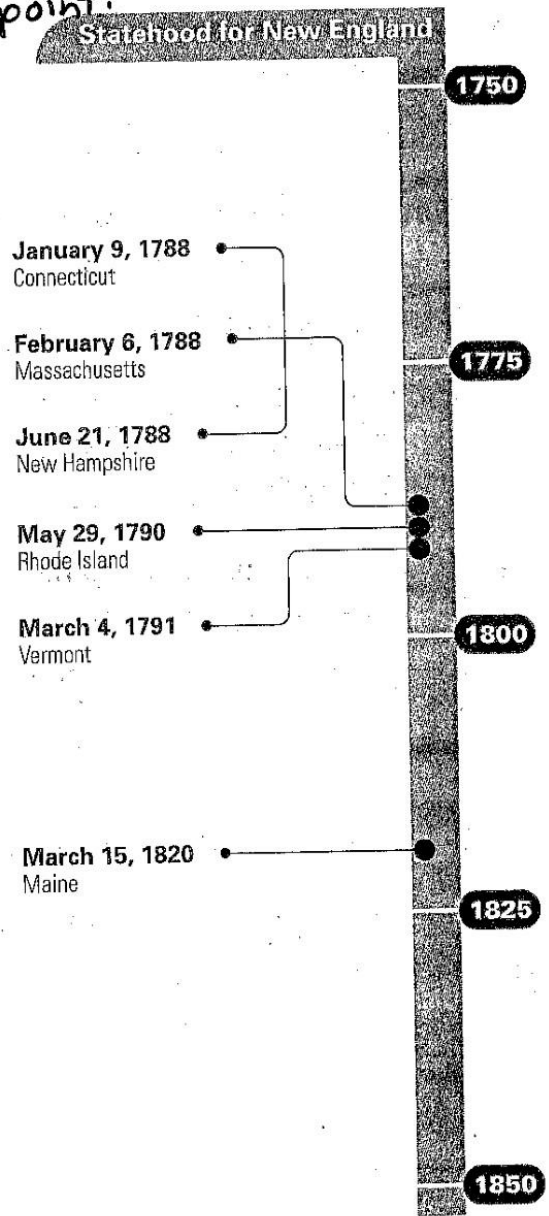
2 Into what equal time periods is this time line divided?

3 Which New England state joined the United States first?

4 What was the last New England state to join the United States?

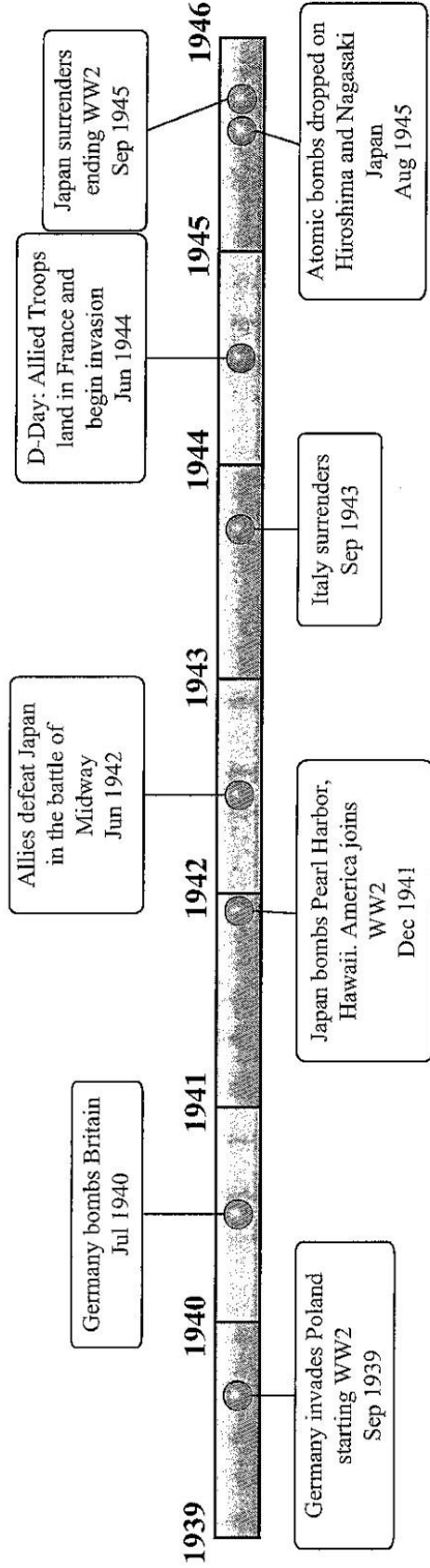
5 In what year did three parts of New England become states?

6 Could you label the founding of Plymouth Colony on this time line? Why or why not?
No, because the Pilgrims founded
Plymouth Colony in 1620 and that date is
not shown on this time line.



Use the timeline to answer the questions.

Major Events of World War 2



- 1) Which happened earlier? A. Italy Surrenders or B. D-Day _____
- 2) How many months after the atomic bombs were dropped did Japan surrender? _____
- 3) What year was Britain bombed by Germany? _____
- 4) What year did World War 2 start? _____
- 5) What is the span (number of years shown) of this timeline? _____
- 6) What year was the battle of Midway? _____
- 7) What year did America join World War 2? _____
- 8) Japan captured Singapore in February of 1942. Could you put this event on the timeline above? (Yes / No) _____
- 9) What is this timeline about? _____
- 10) What event happened in 1944? _____

Answers

1. _____
2. _____
3. _____
4. _____
5. _____
6. _____
7. _____
8. _____
9. ~~Use Line~~
10. ~~Use Line~~