

LCFF/REV LIMIT -  
DEFERRAL SCHEDULE

MONTH	2013-14 UPDATED SCHEDULE	2014-15 ESTIMATED DEFERRAL SCHEDULE
July 2014	21.42%	5.00%
August 2014		5.00%
September 2014	-	9.00% + EPA*
October 2014	-	9.00%
November 2014	-	9.00%
December 2014	-	9.00% + EPA*
January 2015	-	9.00%
February 2015	-	9.00%
March 2015	-	9.00% + EPA*
April 2015	-	9.00%
May 2015	-	9.00%
June 2015	-	6.08% + EPA*
July 2015	-	2.92%
TOTALS	21.42%	100.00%

**Julie A. Betschart**  
Associate Superintendent, Business

Chief Business Official  
550-3301 x 5401

**Michelle Price**  
Senior Director, Financial Services

550-3301 x 5409

**Sarah Sale**  
Budget Analyst  
550-3301 x 5469

**Rosemary Willett**  
Accounting Specialist  
550-3301 x 5419


426 Locust Street  
Modesto, CA 95351

[www.MCS4Kids.com](http://www.MCS4Kids.com)



**MODESTO CITY SCHOOLS**  
Communicate \* Collaborate \* Celebrate

# BUDGET FAST FACTS



## 2014/2015

## First Interim

\*Education Protection Account (EPA) funds

# Budget Fast Facts - General Fund

## ADA vs. ENROLLMENT

2013-14 P2

Elementary District (K-8)

Average Daily Attendance (ADA) 14,781.30

Enrollment 15,426

High School District (9-12)

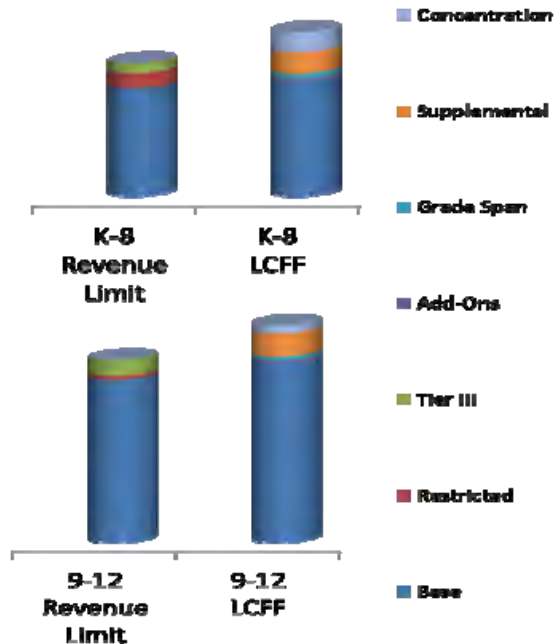
Average Daily Attendance (ADA) 14,443.16

Enrollment 14,890

## GENERAL FUND ASSUMPTIONS

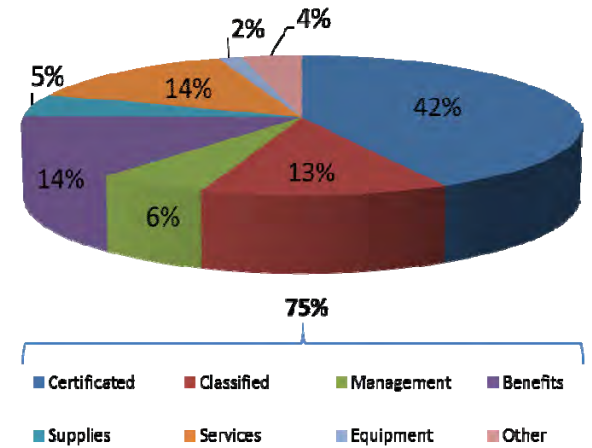
- 2014/15 Local Control Funding Formula
  - COLA 0.85%
  - GAP 29.56%
- Implementation of the Local Control Accountability Plan (LCAP) items
- Implementation of Facility and Deferred Maintenance Allocations
- Increase to Technology
  - Onetime Mandate Claim Reimbursement Funding \$1.7M
  - Onetime Microsoft Voucher Reimbursement Funding \$1.0M
- 2013/14 carryover and deferred revenue has been reflected

## LOCAL CONTROL FUNDING FORMULA (LCFF)



## GENERAL FUND EXPENSES

By Category



## GENERAL FUND REVENUE

By Source

LCFF Sources	\$ 234,901,342
Federal Revenue	\$ 25,749,665
State Revenue	\$ 23,058,096
Other <i>Includes Transfers In</i>	\$ 8,565,324
<b>TOTAL</b>	<b>\$ 292,274,427</b>

Certificated Salaries	\$ 136,252,814
Classified Salaries	\$ 41,544,604
Management Salaries	\$ 18,870,623
Benefits	\$ 45,648,065
Books and Supplies	\$ 17,001,330
Services	\$ 45,311,092
<i>Consultants, Utilities, Outside Repairs, etc.</i>	
Equipment	\$ 4,958,707
Other	\$ 12,418,320
<i>Includes Direct Supp/Ind &amp; Transfers Out</i>	
<b>TOTAL</b>	<b>\$ 322,005,555</b>