

LCFF—APPORTIONMENT
SCHEDULE

MONTH	2016-17 ESTIMATED APPORTIONMENT SCHEDULE
July 2016	5.00%
August 2016	5.00%
September 2016	9.00% + EPA*
October 2016	9.00%
November 2016	9.00%
December 2016	9.00% + EPA*
January 2017	9.00%
February 2017	9.00%
March 2017	9.00% + EPA*
April 2017	9.00%
May 2017	9.00%
June 2017	9.00% + EPA*
TOTALS	100.00%

Julie A. Betschart
Associate Superintendent, Business
Chief Business Official
574-1594

Michelle Price
Senior Director, Financial Services
574-8496

Sarah Sale
Budget Analyst
574-8473

Rosemary Willett
Accounting Specialist
574-8474

426 Locust Street
Modesto, CA 95351


www.MCS4Kids.com



MODESTO CITY SCHOOLS

Communicate * Collaborate * Celebrate

BUDGET FAST FACTS



2016/2017

First Interim

*Education Protection Account (EPA) funds

Budget Fast Facts - General Fund

ADA vs. ENROLLMENT

2015-16 Annual

Elementary District (K-8)

Average Daily Attendance (ADA) 14,648.13

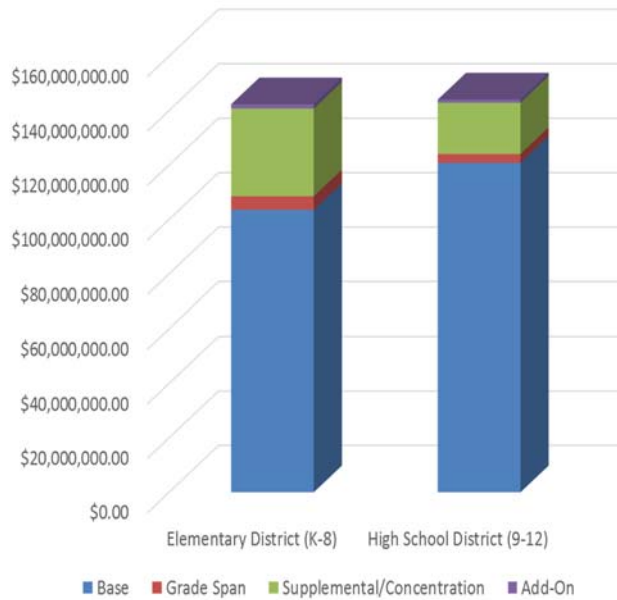
Enrollment 15,272

High School District (9-12)

Average Daily Attendance (ADA) 14,438.12

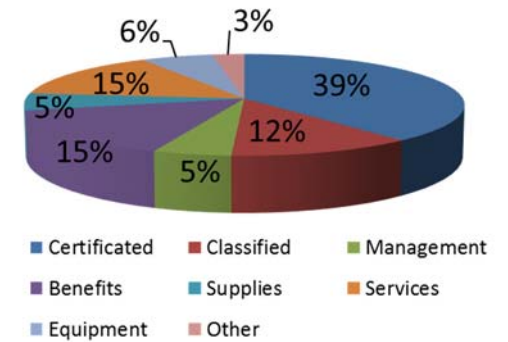
Enrollment 14,766

LOCAL CONTROL FUNDING FORMULA (LCFF)



GENERAL FUND EXPENSES

By Category



GENERAL FUND ASSUMPTIONS

Local Control Funding Formula

	COLA	GAP
16/17	0.00%	54.18%
17/18	1.11%	72.99%
18/19	2.42%	40.36%

Pension Reform

	STRS	PERS
16/17	12.58%	13.888%
17/18	14.43%	15.50%
18/19	16.28%	17.10%

GENERAL FUND REVENUE

By Source

LCFF Sources	\$ 289,718,985
Federal Revenue	\$ 25,470,338
State Revenue	\$ 34,806,345
Other <i>Includes Transfers In</i>	\$ 9,496,024
TOTAL	\$ 359,491,692

Certificated Salaries \$ 147,841,119

Classified Salaries \$ 46,480,970

Management Salaries \$ 19,580,030

Benefits \$ 58,541,693

Books and Supplies \$ 20,689,890

Services \$ 56,189,277

Consultants, Utilities, Outside Repairs, etc.

Equipment \$ 22,784,100

Other \$ 10,167,160

Includes Direct Supp/Ind & Transfers Out

TOTAL \$ 382,274,239