

LCFF—APPORTIONMENT
SCHEDULE

MONTH	2017-18 ESTIMATED APPORTIONMENT SCHEDULE
July 2017	5.00%
August 2017	5.00%
September 2017	9.00% + EPA*
October 2017	9.00%
November 2017	9.00%
December 2017	9.00% + EPA*
January 2018	9.00%
February 2018	9.00%
March 2018	9.00% + EPA*
April 2018	9.00%
May 2018	9.00%
June 2018	9.00% + EPA*
TOTALS	100.00%

*Education Protection Account (EPA) funds

MODESTO CITY SCHOOLS

Communicate * Collaborate * Celebrate

Tim Zearley

Assoc. Supt., Business Services

574-1594

Michelle Price

Senior Director, Financial Services

574-8496

Jennifer Garcia

Budget Analyst

574-8473

Tima Mendez

Financial Specialist


574-8474

426 Locust Street
Modesto, CA 95351

www.MCS4Kids.com



BUDGET FAST FACTS



2017/2018

Second Interim

Budget Fast Facts - General Fund

ADA vs. ENROLLMENT

ADA 2017-18 P1

Elementary District (K-8)	14,449.73
High School District (9-12)	14,542.25

Enrollment 2017-18 CalPADS

Elementary District (K-8)	15,120
High School District (9-12)	15,133

GENERAL FUND ASSUMPTIONS

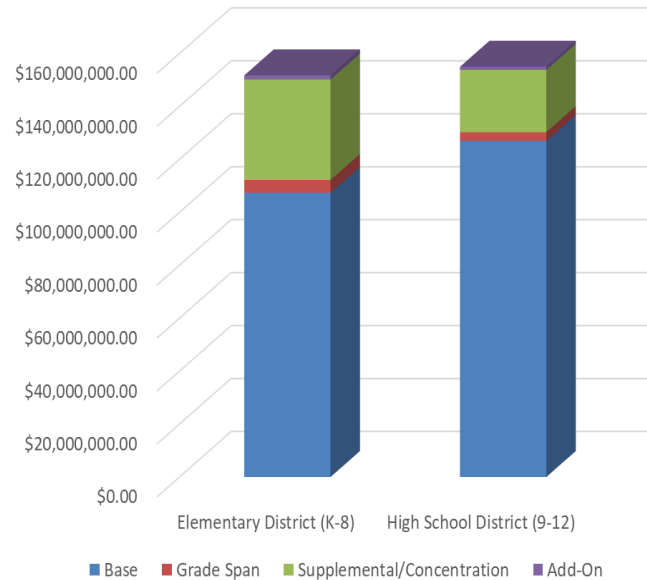
Local Control Funding Formula

	COLA	GAP
17/18	1.56%	44.97%
18/19	2.51%	100.00%
19/20	2.41%	N/A

Pension Reform

	STRS	PERS
17/18	14.43%	15.531%
18/19	16.28%	17.70%
19/20	18.13%	20.00%

LOCAL CONTROL FUNDING FORMULA (LCFF)



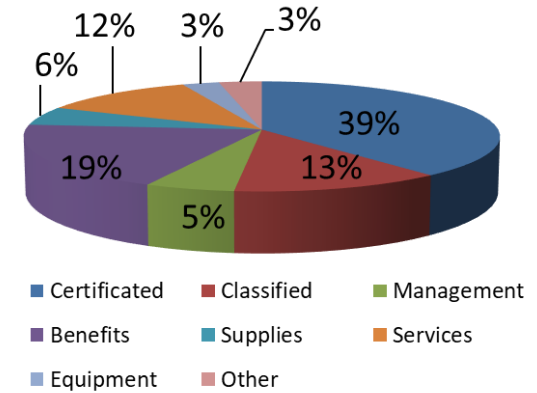
GENERAL FUND REVENUE

By Source

LCFF Sources	\$ 294,664,945
Federal Revenue	\$ 23,808,511
State Revenue	\$ 44,390,460
Other <i>Includes Transfers In</i>	\$ 4,188,443
TOTAL	\$ 367,052,359

GENERAL FUND EXPENSES

By Category



Certificated Salaries	\$ 152,766,976
Classified Salaries	\$ 50,587,589
Management Salaries	\$ 21,400,771
Benefits	\$ 76,341,426
Books and Supplies	\$ 21,488,656
Services	\$ 47,177,720
<i>Consultants, Utilities, Outside Repairs, etc.</i>	
Equipment	\$ 11,084,871
Other	\$ 12,920,188
<i>Includes Direct Supp/Ind & Transfers Out</i>	
TOTAL	\$ 393,768,197