

LCFF—APPORTIONMENT SCHEDULE

MONTH	2017-18 ESTIMATED APPORTIONMENT SCHEDULE
July 2017	5.00%
August 2017	5.00%
September 2017	9.00% + EPA*
October 2017	9.00%
November 2017	9.00%
December 2017	9.00% + EPA*
January 2018	9.00%
February 2018	9.00%
March 2018	9.00% + EPA*
April 2018	9.00%
May 2018	9.00%
June 2018	9.00% + EPA*
TOTALS	100.00%

*Education Protection Account (EPA) funds

Tim Zearley

Assoc. Supt., Business Services

574-1594

Michelle Price

Senior Director, Financial Services

574-8496

Rosemary Willett

Financial Specialist

574-8474

426 Locust Street
Modesto, CA 95351


www.MCS4Kids.com



MODESTO CITY SCHOOLS

Communicate * Collaborate * Celebrate

BUDGET FAST FACTS



2017/2018

First Interim

Budget Fast Facts - General Fund

ADA vs. ENROLLMENT

ADA 2016-17 Annual

Elementary District (K-8) 14,709.04

High School District (9-12) 14,444.13

Enrollment 2017-18 CalPADS

Elementary District (K-8) 15,120

High School District (9-12) 14,136

GENERAL FUND ASSUMPTIONS

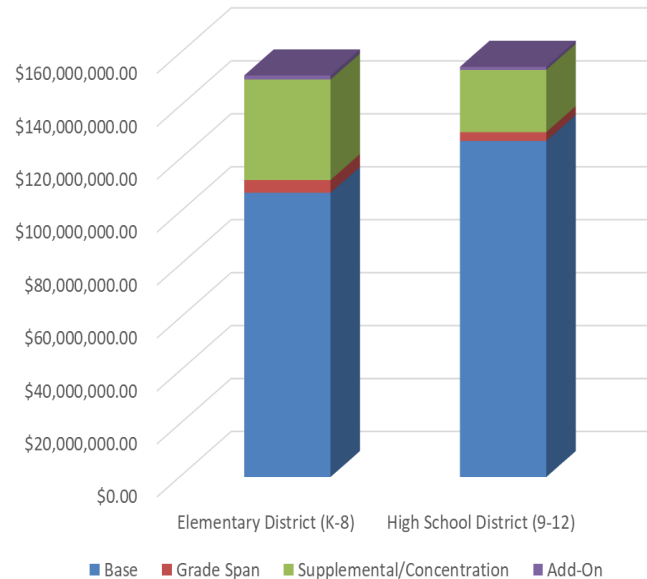
Local Control Funding Formula

	COLA	GAP
17/18	1.56%	43.19%
18/19	2.15%	66.12%
19/20	2.35%	64.92%

Pension Reform

	STRS	PERS
17/18	14.43%	15.531%
18/19	16.28%	18.10%
19/20	18.13%	20.80%

LOCAL CONTROL FUNDING FORMULA (LCFF)



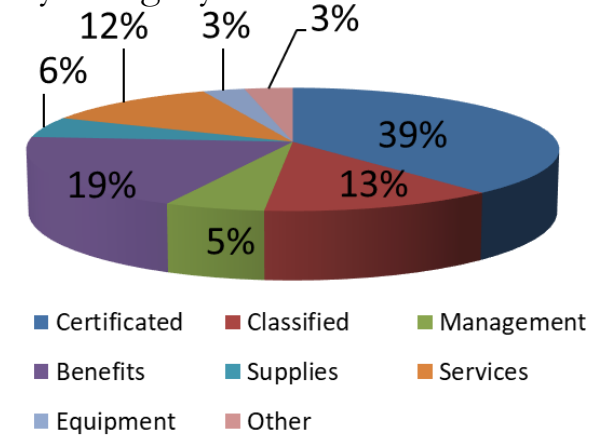
GENERAL FUND REVENUE

By Source

LCFF Sources	\$ 295,842,612
Federal Revenue	\$ 23,853,958
State Revenue	\$ 43,832,938
Other <i>Includes Transfers In</i>	\$ 4,781,908
TOTAL	\$ 368,311,416

GENERAL FUND EXPENSES

By Category



Certificated Salaries \$ 152,611,220

Classified Salaries \$ 50,168,662

Management Salaries \$ 21,356,294

Benefits \$ 76,167,667

Books and Supplies \$ 21,361,568

Services \$ 47,707,312

Consultants, Utilities, Outside Repairs, etc.

Equipment \$ 11,310,404

Other \$ 12,973,677

Includes Direct Supp/Ind & Transfers Out

TOTAL \$ 393,656,804