

# Illinois Perkins Performance Indicators Report

Highland High School

## Perkins Indicators Codes and Definitions

Indicator Descriptions	Indicator Codes	Indicator Names
<b>Secondary Level</b>		
The percentage of CTE concentrators who graduate high school, as measured by the four-year adjusted cohort graduation rate (defined in section 8101 of the Elementary and Secondary Education Act of 1965).	1S1	Four-Year Graduation Rate
(At the State’s discretion – IL six-year) The percentage of CTE concentrators who graduate high school, as measured by extended-year adjusted cohort graduation rate defined in such section 8101	1S2	Extended Graduation Rate
CTE concentrator proficiency in the challenging State academic standards adopted by the State under section 1111(b)(1) of the Elementary and Secondary Education Act of 1965, as measured by the academic assessments in reading/language arts as described in section 1111(b)(2) of such Act.	2S1	Academic Proficiency in Reading/Language Arts
CTE concentrator proficiency in the challenging State academic standards adopted by the State under section 1111(b)(1) of the Elementary and Secondary Education Act of 1965, as measured by the academic assessments in mathematics as described in section 1111(b)(2) of such Act.	2S2	Academic Proficiency in Mathematics
CTE concentrator proficiency in the challenging State academic standards adopted by the State under section 1111(b)(1) of the Elementary and Secondary Education Act of 1965, as measured by the academic assessments in science as described in section 1111(b)(2) of such Act.	2S3	Academic Proficiency in Science
The percentage of CTE concentrators who, in the second quarter after exiting from secondary education, are in postsecondary education or advanced training, military service, or a service program that receives assistance under title I of the National and Community Service Act of 1990 (42 U.S.C. 12511 et seq.), are volunteers as described in section 5(a) of the Peace Corps Act (22 U.S.C. 2504(a)), or are employed.	3S1	Post-Program Placement
The percentage of CTE concentrators in career and technical education programs and programs of study that lead to non-traditional fields.	4S1	Non-traditional Program Concentration
The percentage of CTE concentrators graduating from high school having attained a recognized postsecondary credential.	5S1	Attained Recognized Postsecondary Credential
The percentage of CTE concentrators graduating from high school having attained postsecondary credits in the relevant career and technical education program or program of study earned through dual or concurrent enrollment or another credit transfer agreement	5S2	Attained Postsecondary Credits
The percentage of CTE concentrators graduating from high school having participated in work-based learning	5S3	Participated in Work-Based Learning

# Region-wide Perkins Indicator Data for Madison County



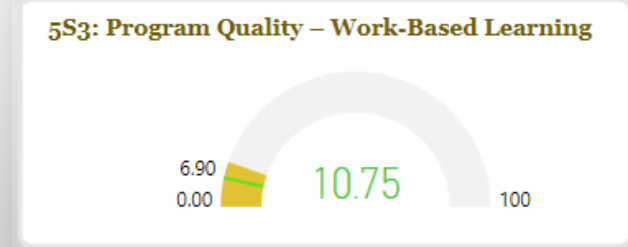
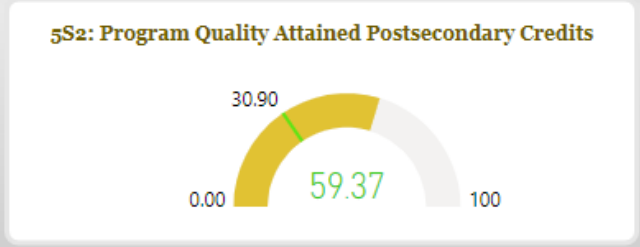
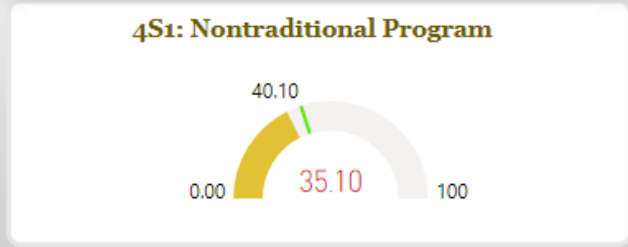
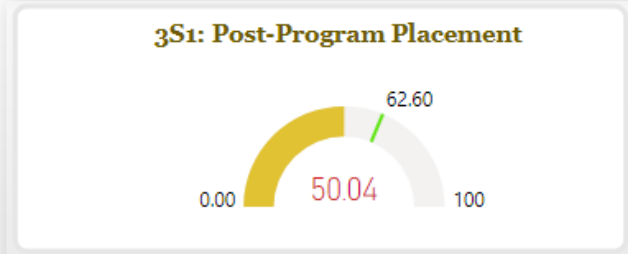

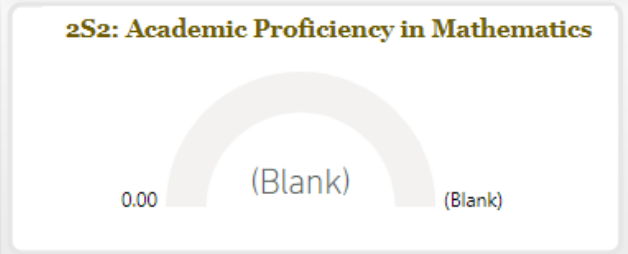
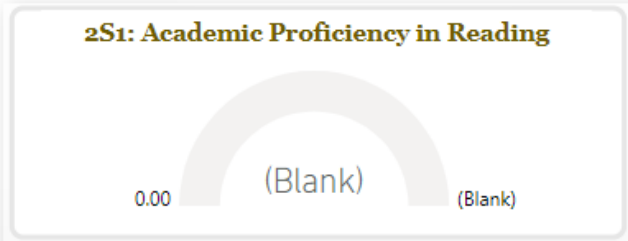
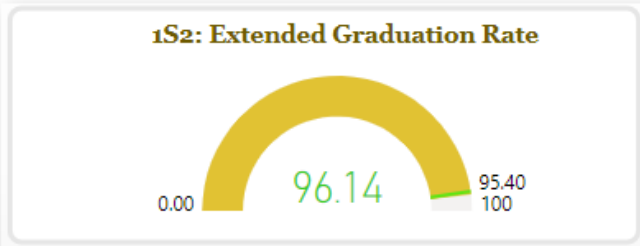
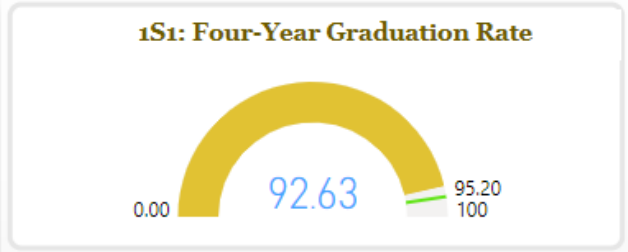
## PERKINS MEASURES 2021

Region

HELP

\*Indicators 2S1, 2S2 and 2S3 are blank due to incomplete data. There was no state testing in 2020

Region EFE  
 Madison Co Career & Tec... ▾



Scoring color-coded key		
Met Indicator Target	Met 90% Target	Indicator Target Not Met

# School-wide Perkins Indicator Data for Highland High School



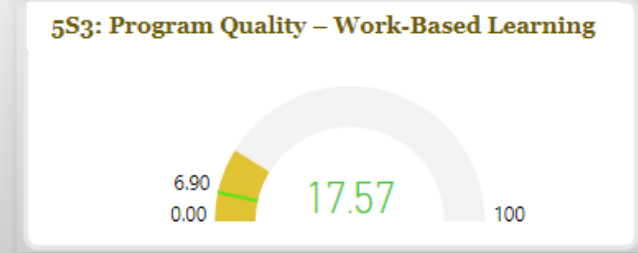
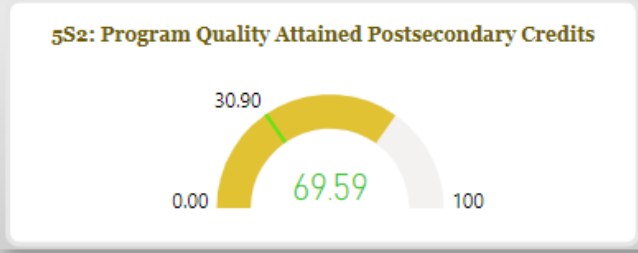
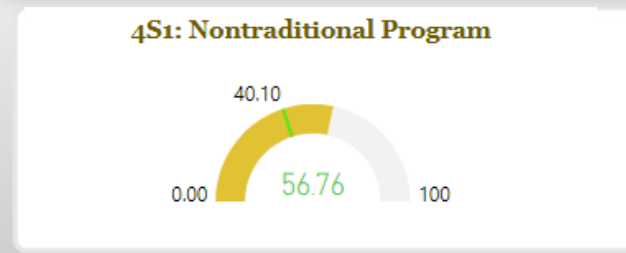
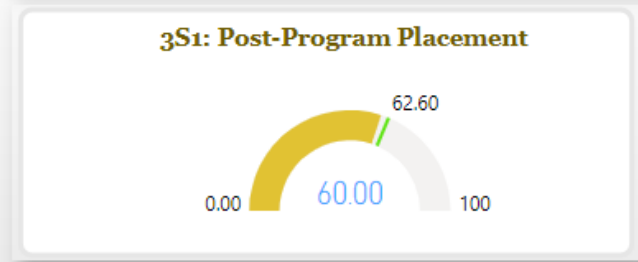

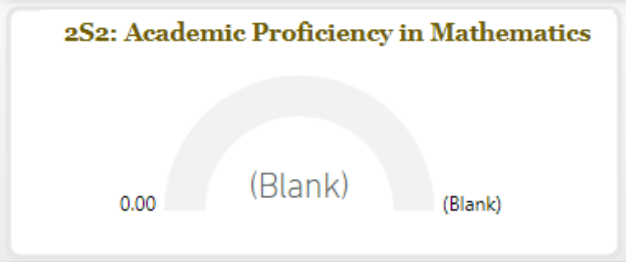
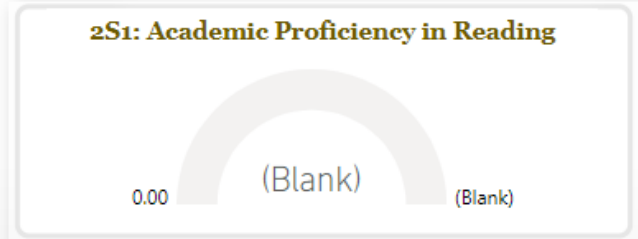
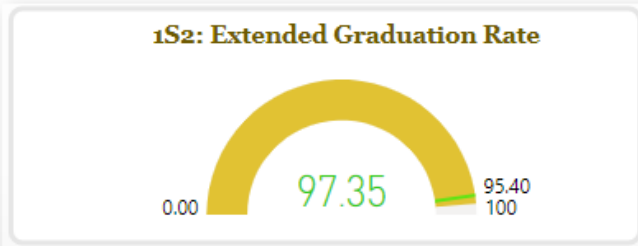
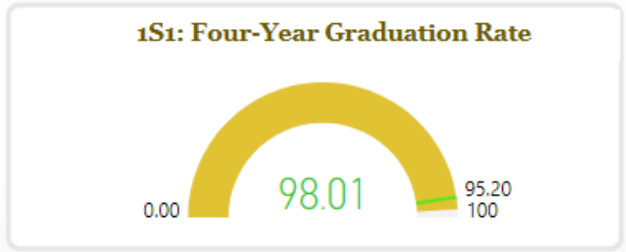
## PERKINS MEASURES 2021

School

HELP

\*Indicators 2S1, 2S2 and 2S3 are blank due to incomplete data. There was no state testing in 2020

School  
 Highland High School - Madison



Scoring color-coded key		
Met Indicator Target	Met 90% Target	Indicator Target Not Met

# Special Populations Perkins Indicator Data for Highland High School



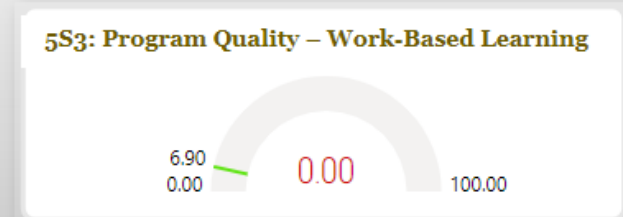
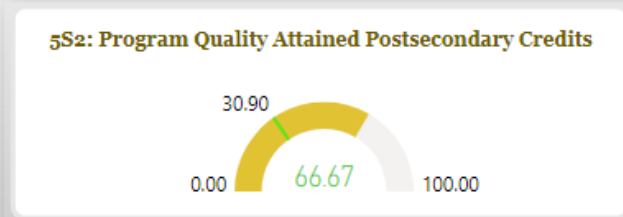
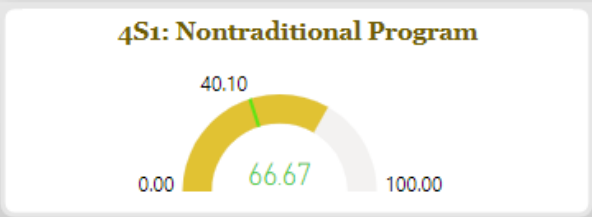

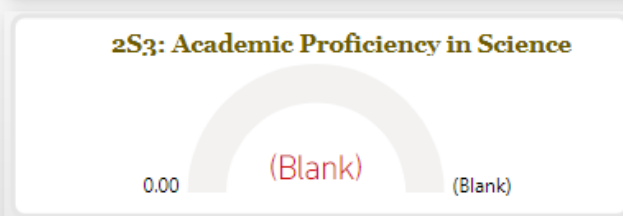
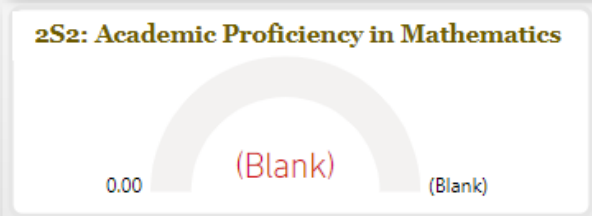
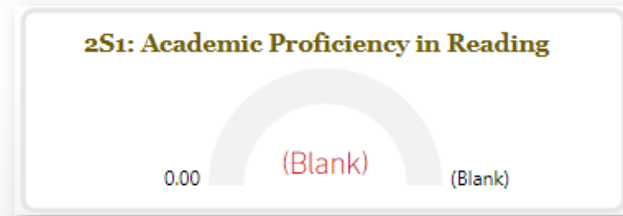
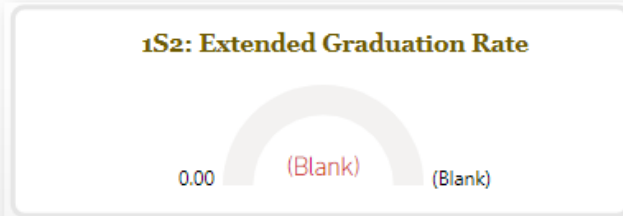

## PERKINS MEASURES 2021

Special Populations

HELP

\*Indicators 2S1, 2S2 and 2S3 are blank due to incomplete data. There was no state testing in 2020

Special Populations: English Learners  
 State: IL  
 Region EFE: MADISON CO CAREE...  
 District: Highland CUSD 5  
 School: All



Scoring color-coded key		
Met Indicator Target	Met 90% Target	Indicator Target Not Met

# Special Populations Perkins Indicator Data for Highland High School



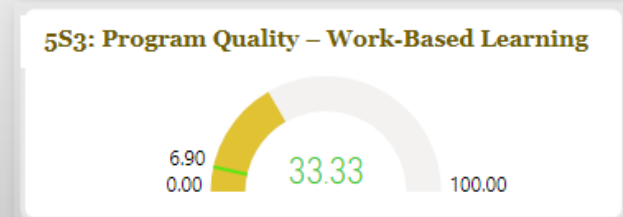
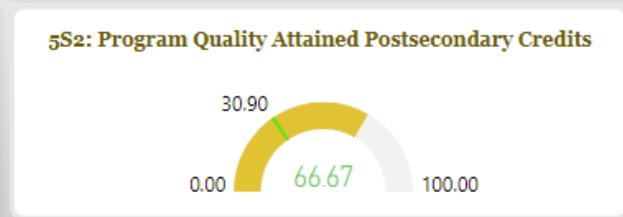
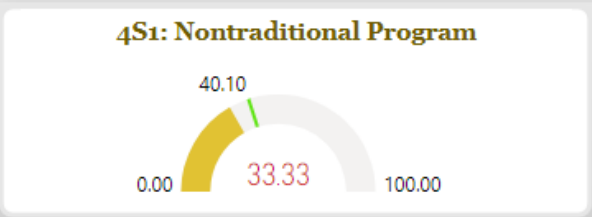

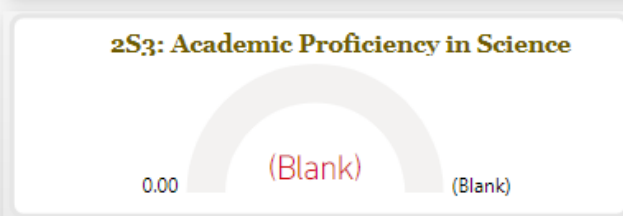
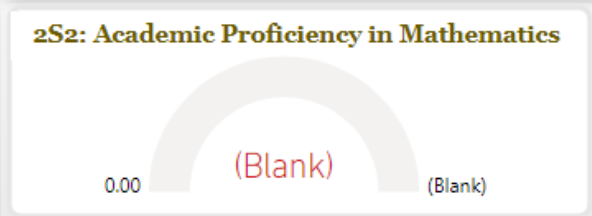
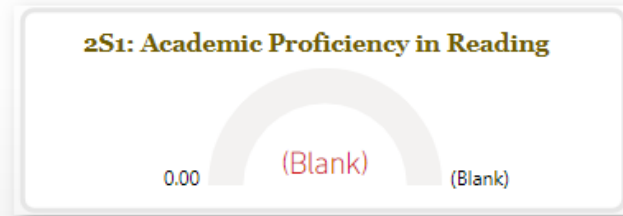
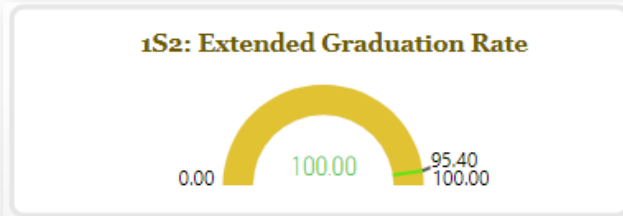
## PERKINS MEASURES 2021

Special Populations

HELP

\*Indicators 2S1, 2S2 and 2S3 are blank due to incomplete data. There was no state testing in 2020

Special Populations: Homeless  
 State: IL  
 Region EFE: MADISON CO CAREE...  
 District: Highland CUSD 5  
 School: All



Scoring color-coded key		
Met Indicator Target	Met 90% Target	Indicator Target Not Met

# Special Populations Perkins Indicator Data for Highland High School



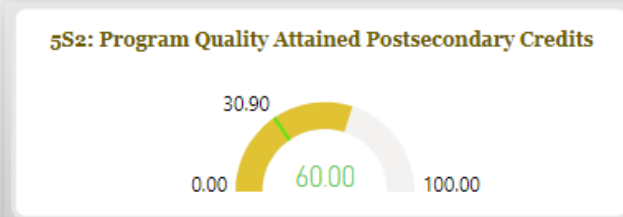
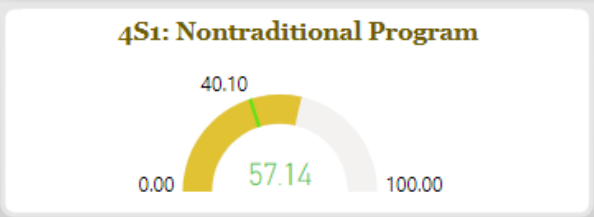
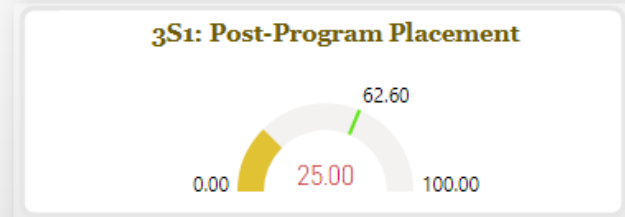
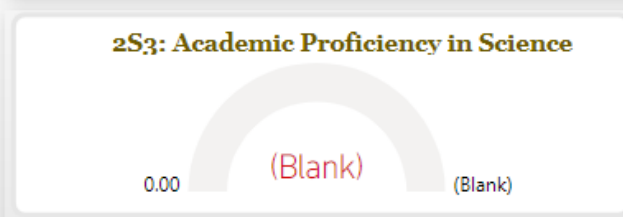
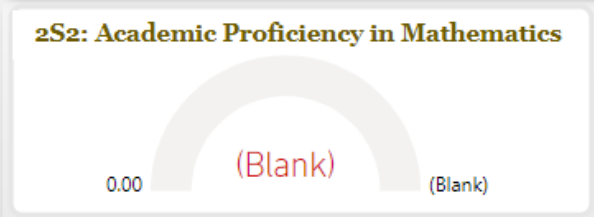
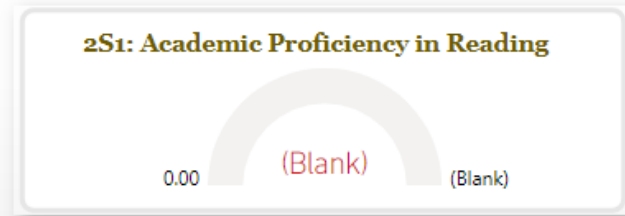
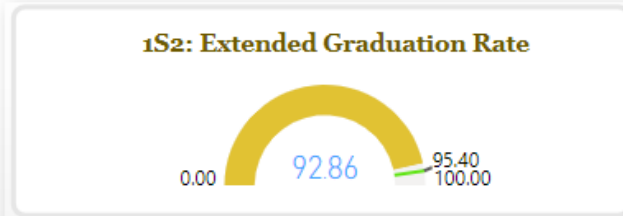
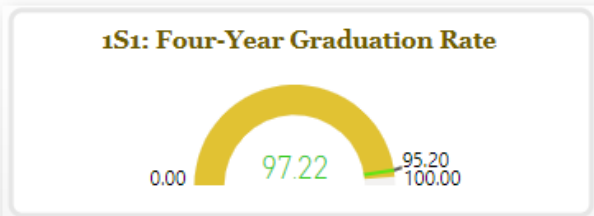
## PERKINS MEASURES 2021

Special Populations

HELP

\*Indicators 2S1, 2S2 and 2S3 are blank due to incomplete data. There was no state testing in 2020

Special Populations: 
 State: 
 Region EFE: 
 District: 
 School:



Scoring color-coded key		
Met Indicator Target	Met 90% Target	Indicator Target Not Met

# Special Populations Perkins Indicator Data for Highland High School



## PERKINS MEASURES 2021

Special Populations

HELP

\*Indicators 2S1, 2S2 and 2S3 are blank due to incomplete data. There was no state testing in 2020


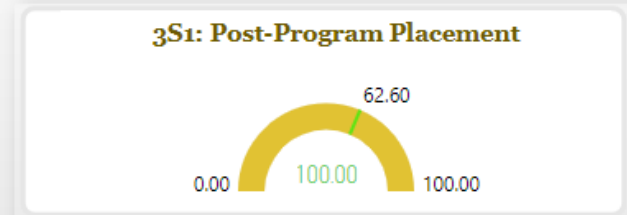
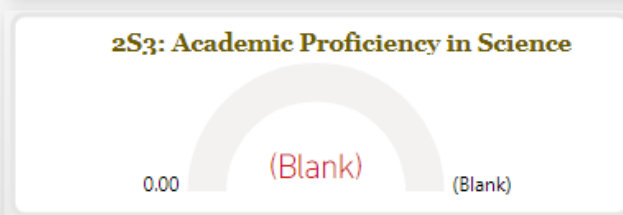
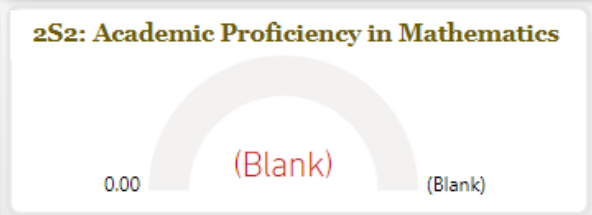
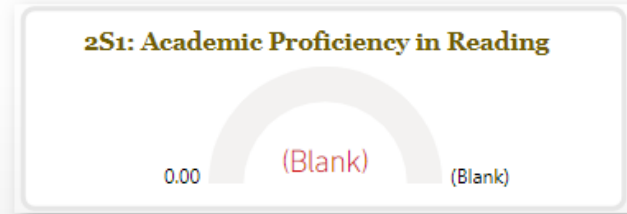
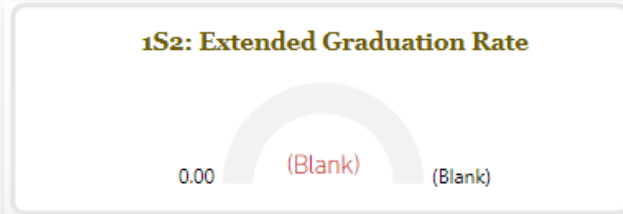
Special Populations  
Military

State  
IL

Region EFE  
MADISON CO CAREE...

District  
Highland CUSD 5

School  
All



Scoring color-coded key		
Met Indicator Target	Met 90% Target	Indicator Target Not Met



# Special Populations Perkins Indicator Data for Highland High School



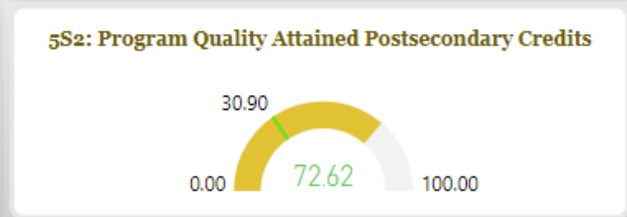
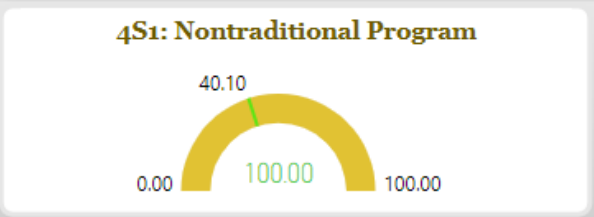
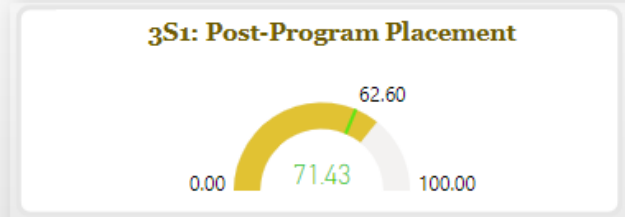
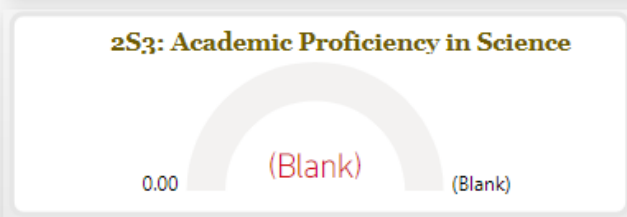
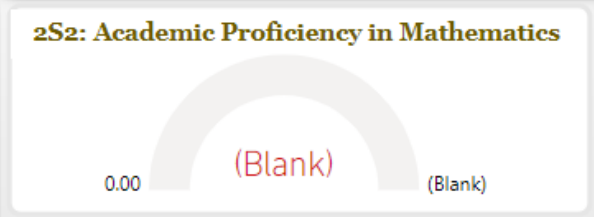
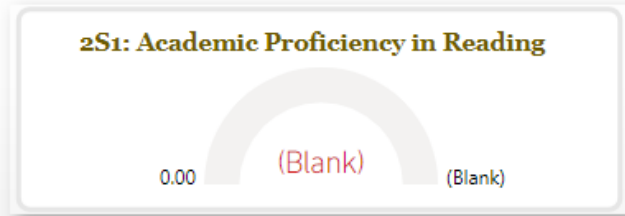
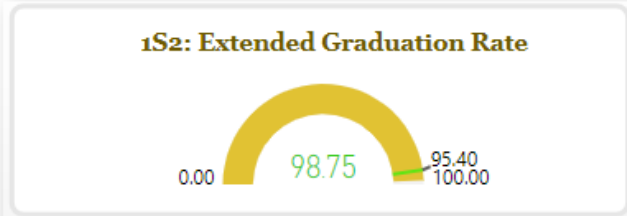
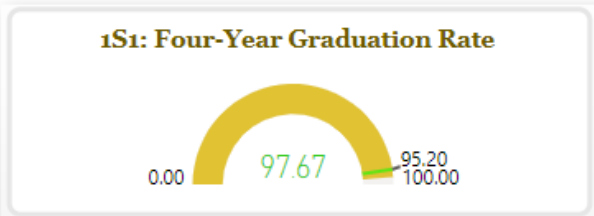
## PERKINS MEASURES 2021

Special Populations

HELP

\*Indicators 2S1, 2S2 and 2S3 are blank due to incomplete data. There was no state testing in 2020

Special Populations: 
 State: 
 Region EFE: 
 District: 
 School:



Scoring color-coded key		
Met Indicator Target	Met 90% Target	Indicator Target Not Met

# Special Populations Perkins Indicator Data for Highland High School



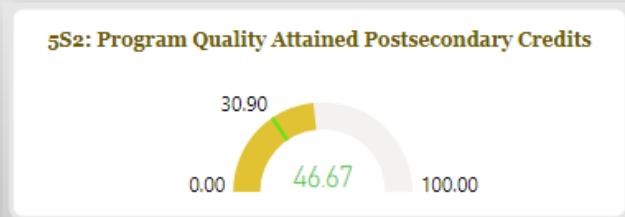
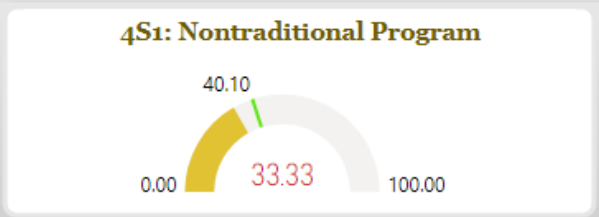
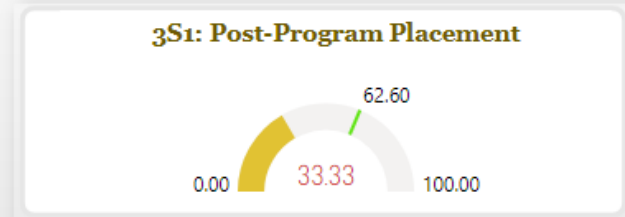
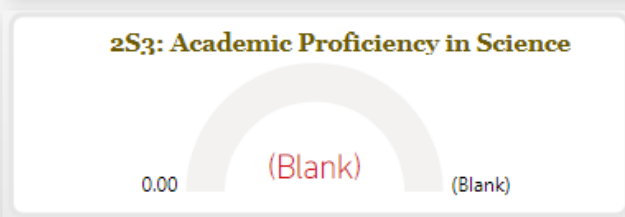
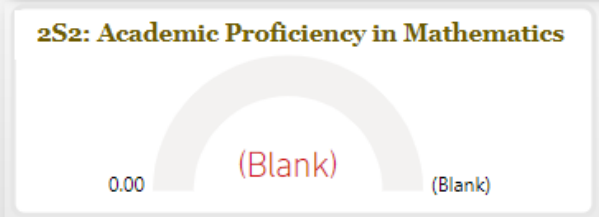
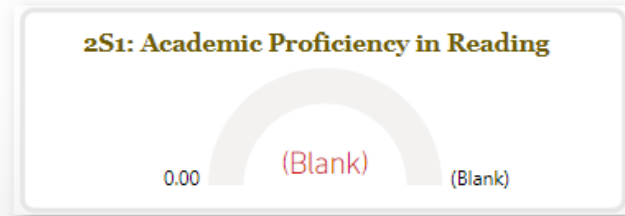
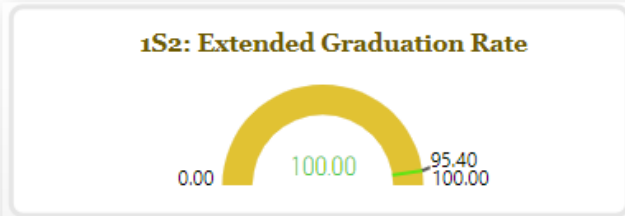
## PERKINS MEASURES 2021

Special Populations

HELP

\*Indicators 2S1, 2S2 and 2S3 are blank due to incomplete data. There was no state testing in 2020

Special Populations: Special Ed  
 State: IL  
 Region EFE: MADISON CO CAREE...  
 District: Highland CUSD 5  
 School: All



Scoring color-coded key		
Met Indicator Target	Met 90% Target	Indicator Target Not Met