

The old goat had an old coat. The old goat said, "I will eat this old coat. So he did. "That was fun," she said. "I ate the old coat and now I am cold." Now the old goat is sad. (108)

The fat man and his fat cow got on a little rock. A cat said, "Fat man, that rock will not hold a fat man and his cow. That rock will go down the hill." Did the rock go down the hill with the fat man and his fat cow? (109)

The rat had fun. He ran in the sand. He had sand on his feet. He had sand on his ears. He had sand on his nose. He had sand on his tail. He said, "I have a lot of sand on me." (110)


She said, "I have a fan." He said, "I have sand." She said, "We can run the sand in the fan." So he ran the fan near the sand. He had sand in his ears. He said, "I can not hear." He had sand on his seat. She said, "We have sand on us." (111)

RF.K.1

RF.K.3

RF.K.4





L.K.119

Consonants: **Qu**

RFK.1d RFK.2d


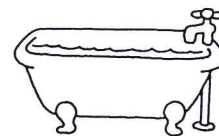


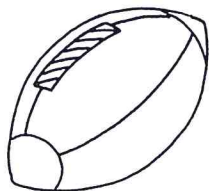
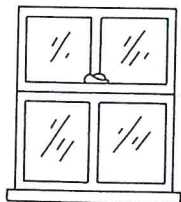

Name _____


The sound at the beginning of **quilt** is spelled by the letters **qu**.



quilt

Look at the pictures. Circle each picture whose name begins with the sound of **qu**.





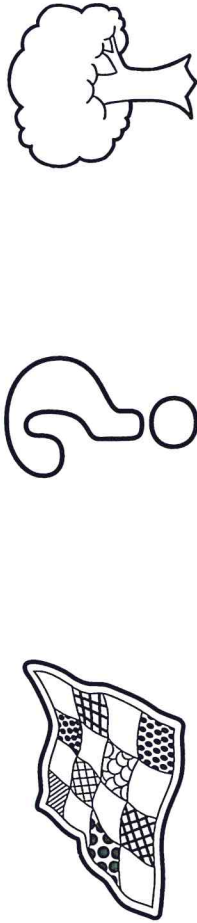
RF.K.1d RF.K.2d

name

Tracing practice for uppercase 'Q' and lowercase 'q' on ruled lines. The first row contains four large 'Q's for tracing. The second row contains four 'q's for tracing. The third row contains one 'q' for tracing.



Color the ones that start like



Circle each Q.

Q Q C O G Q

Circle each q.

q p a q d a c

Name _____

1. Initial Consonants



__at



__at




c__p

2. Short Vowels



c__p

3. Final Consonants




bu__



bu__

4. Multi-meaning Words




and



5. Number Words

0 _____

6. Reading Comprehension



This fits in the box.

He is getting wet.

This is a red fox.

7. Rhyming



I am a _____ in the fog.

8. Word Endings

get



Pam is _____ in.

9. Opposites




I am not good. I am _____.

10. Word Families




stop _____




K.K.K. 137.7.K.K. L.K.2 R.F.K.3 L.K.710 L.K.50 L.K.20 L.K.7

Name _____

1. Initial Consonants



_ at



_ at



p _ p

2. Short Vowels



p _ p

3. Final Consonants





ha _




ha _

4. Multi-meaning Words




_____ and _____

5. Number Words




6. Reading Comprehension



The ant is thin.
I am running.
The ant is fat.

7. Rhyming



I am a hen with a _____.

8. Word Endings

hug



Dan is _____ the dog.

9. Opposites






It's not a little. It's a _____.

10. Word Families



can



RF.K.2d

L.K.2

RF.K.3

L.K.4b
L.K.5b

L.K.2d

Name _____

Score _____

K.MD.1

1. Words and Concepts

smallest



K.CC.2

2. Skip Counting Patterns

1

3

5

7

9


K.CC.4

3. Money




K.MD.1

4. Time

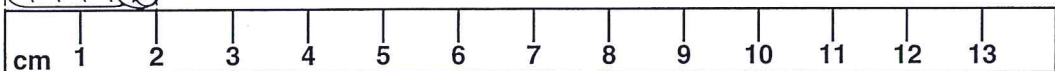
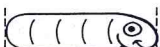


_____ o'clock

5. Geometry



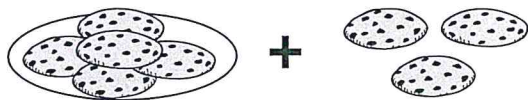
6. Measurement



_____ cm

K.OA.3

7. Addition Stories and Facts



+



_____ + _____ = _____

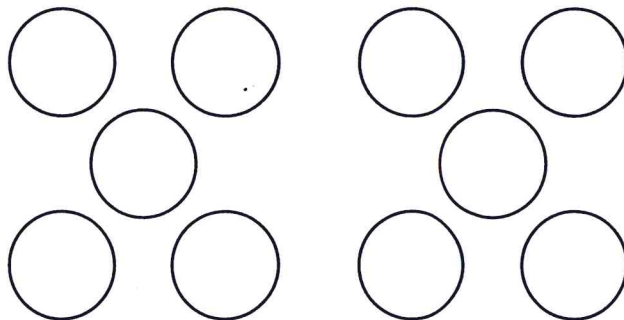
There are _____ cookies in all.

8. Before and After

_____ 1 _____

10. Counting, Place Value, or Temperature

Color 9.



Drops In The Bucket - Math Level A


Number 7

Name _____

Score _____

1. Words and Concepts

smallest




2. Skip Counting Patterns

5 6 7 _____ 10 _____ _____ 14

3. Money

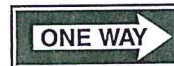


4. Time

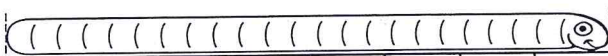


_____ o'clock

5. Geometry

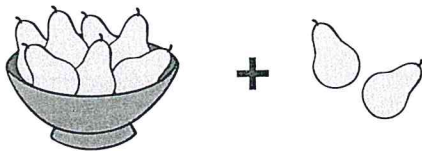


6. Measurement



_____ cm

7. Addition Stories and Facts



$$\underline{\quad} + \underline{\quad} = \underline{\quad}$$

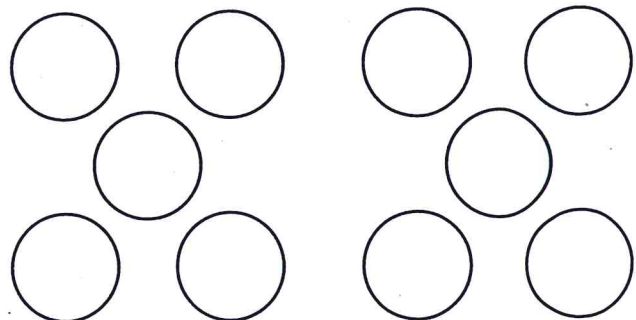
There are _____ pears in all.

8. Before and After

_____ 9 _____

10. Counting, Place Value, or Temperature

Color 6.




9. Subtraction Stories and Facts



$$\underline{\quad} - \underline{\quad} = \underline{\quad}$$

There is _____ beaver left.

Name: _____



1,	2	3	4	5
----	---	---	---	---

Count On...


Directions: Write the numbers that come next.




14,					
-----	--	--	--	--	--




7,					
----	--	--	--	--	--




11,					
-----	--	--	--	--	--



16,					
-----	--	--	--	--	--



3,					
----	--	--	--	--	--



18,					
-----	--	--	--	--	--



Can you count the Mr Men and write how many there are in each box?
¿color.

Contar y colorear. Luego escriba el número correcto en el cuadro

Row 1: 15 identical Mr. Men characters with large noses.

Row 2: 12 identical Mr. Men characters with large noses.

Row 3: 15 identical Mr. Men characters with glasses.

Row 4: 12 identical Mr. Men characters with spiky hair.

Row 5: 12 identical Mr. Men characters with closed eyes.

Row 6: 15 identical Mr. Men characters with small hats.

Row 7: 10 pairs of Mr. Men characters (one with a hat, one without).

Row 8: 15 identical Mr. Men characters with striped bodies.

Row 9: 15 identical Mr. Men characters with small hats.

Row 10: 15 identical Mr. Men characters with small hats.

Self-assess your work today.
 Colour in one of the faces.



Teacher assessment
 of your work