



2013-14 School Quality Snapshot

Trona High

Trona Joint Unified

83600 Trona Rd., Trona, CA 93562

Grades Offered: 7 - 12

Enrollment: 95

Charter: No

Title I Funded: Yes

CDS Code: 36-67892-3636487

California Assessment of Student Performance and Progress (CAASPP)

What is the CAASPP system?

The CAASPP system is the new student assessment system for California's schools. It will initially include the following assessments:

- English-language Arts (ELA)
- Mathematics
- Science

How will the CAASPP system benefit California?

It will use a variety of assessment approaches and item types that will allow students to more fully demonstrate what they know and can do. In this way, the CAASPP system will assist teachers, administrators, and students and their parents by promoting high-quality teaching and learning.

What are the Smarter Balanced Tests?

The Smarter Balanced tests are the ELA and Mathematics portions of the CAASPP system. They were developed by the Smarter Balanced Consortium and are aligned to the Common Core State Standards (CCSS).

Why are the results of the 2013-14 Smarter Balanced Tests not reported?

The Smarter Balanced tests were field tested in the spring of 2014. The purpose of the field tests were to assess the actual test questions to ensure that they are fair for all students; therefore, no test results were reported.

Why is the 2014 Growth API not reported on the 2013-14 SQS?

The State Board of Education (SBE) approved not to calculate the 2014 Growth and Base APIs during the transition to CAASPP. The 2013 Growth API using the 2012-13 assessment results are carried over to the 2013-14 School Quality Snapshot.

Where can I find more information on the CAASPP system?

Please visit the following CDE web page for more information about the CAASPP system: <http://www.cde.ca.gov/ta/tg/ca/>

California's Academic Performance Index (API)

2013 Growth API	725
Growth from Prior to Current Year	13
Met Schoolwide Growth Target	Yes
All Student Groups Met Target	Yes
2013 Growth API State Rank	4
2013 Growth API Similar Schools Rank	

API Subgroup Performance - 2013 API Growth

	Met Target	Growth
African American or Black		--
American Indian or Alaska Native		--
Asian		--
Filipino		--
Hispanic or Latino		--
Native Hawaiian or Pacific Islander		--
White		--
Two or More Races		--
English Learners		--
Socioeconomically Disadvantaged		--
Students with Disabilities		--

Green = Student group met target

Red = Student group did not meet target

Blue = Student group is not numerically significant

-- = Not enough students to report

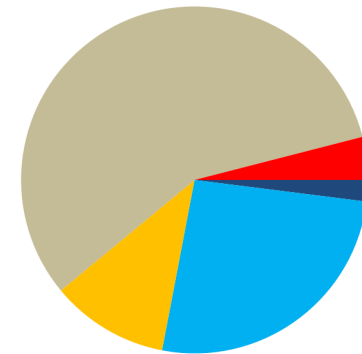
CHART LEGEND:

■ SCHOOL ● DISTRICT ◆ STATE

CDS: County-district-school

School and/or district information will not be displayed when data are not available or when data are representing fewer than 11 students.

2013-14 Enrollment by Race/Ethnicity



■ American Indian or Alaska Native
■ Asian
■ Native Hawaiian or Pacific Islander
■ Filipino
■ Hispanic or Latino
■ African American or Black
■ White
■ Two or More Races
■ Not Reported

2013-14 Subgroup Enrollment

Socioeconomically Disadvantaged	79%
Students with Disabilities	16%

Percentage of Students Redesignated to Fluent-English Proficient

+ No Data Available



2013-14 School Quality Snapshot

Trona High

Trona Joint Unified

83600 Trona Rd., Trona, CA 93562

Grades Offered: 7 - 12

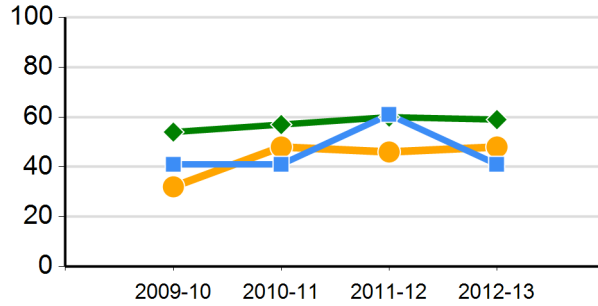
Enrollment: 95

Charter: No

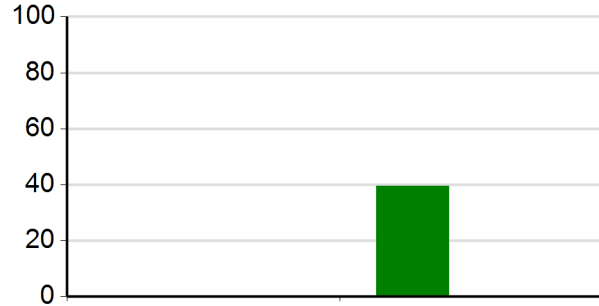
Title I Funded: Yes

CDS Code: 36-67892-3636487

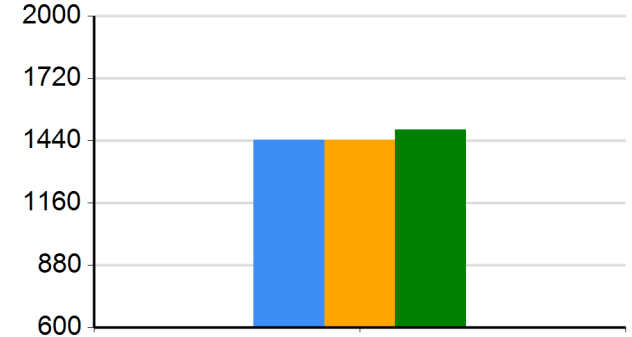
CST Science Results (percent proficient and above)



Percentage of 2012-13 Graduates Meeting University of California "a-g" Requirements



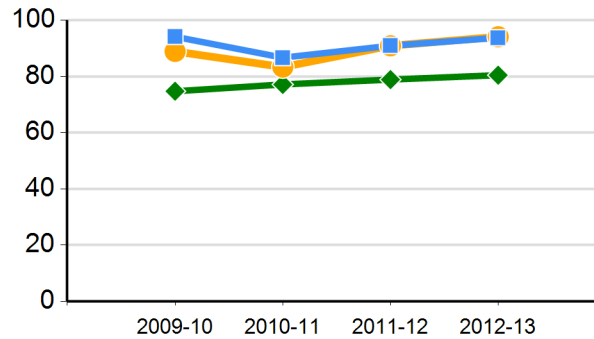
2012-13 Average SAT Score



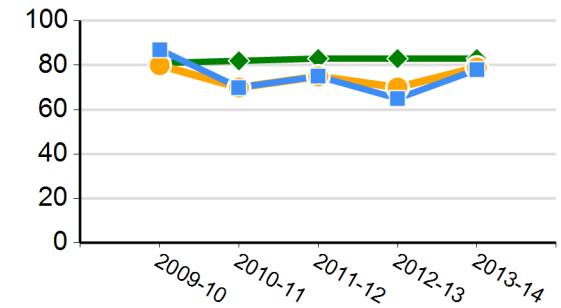
Percentage of English Learners Making Progress in Learning English

No Data Available

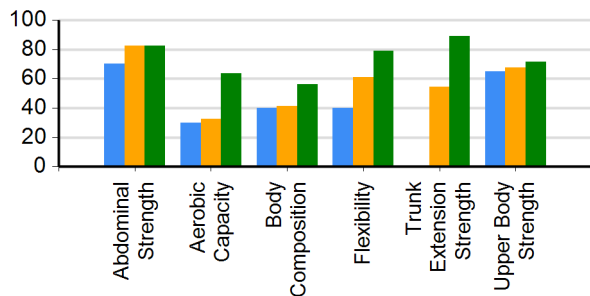
Cohort Graduation Rate*



CAHSEE English-Language Arts Grade 10 Passing Rate



Percentage of Students in the Healthy Fitness Zone in 2012-13



2012-13 Suspensions and Expulsions as a Percentage of Enrolled Students

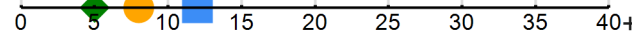


CHART LEGEND:

■ SCHOOL ● DISTRICT ◆ STATE

* Only four years of data are available

CAHSEE: CA High School Exit Examination
CST: CA Standards Test

School and/or district information will not be displayed when data are not available or when data are representing fewer than 11 students.

CAHSEE Mathematics Grade 10 Passing Rate

