

cPa DIXON, WALLER & CO., INC.

EAST OTERO

SCHOOL DISTRICT NUMBER R-1

LA JUNTA, COLORADO

FINANCIAL STATEMENTS

JUNE 30, 2021

DIXON, WALLER & CO., INC.

TABLE OF CONTENTS

EAST OTERO SCHOOL DISTRICT NUMBER R-1

FINANCIAL STATEMENTS

JUNE 30, 2021

	<u>Page</u>
Title Page	
Table of Contents	
Roster of Officials	
<u>FINANCIAL SECTION</u>	
Independent Auditor's Report.....	1-2
Management's Discussion and Analysis	i-xiii
<u>BASIC FINANCIAL STATEMENTS</u>	
Government Wide Financial Statements:	
Statement of Net Position	3
Statement of Activities	4
Fund Financial Statements:	
Balance Sheet – Governmental Funds.....	5-6
Reconciliation of Governmental Funds Balance Sheet to Statement of Net Position	7
Statement of Revenues, Expenditures and Changes in Fund Balances – Governmental Funds	8-9
Reconciliation of the Statement of Revenues, Expenditures and Changes in Fund Balances of Governmental Funds to the Statement of Activities.....	10
Statement of Fiduciary Net Position – Fiduciary Funds.....	11
Statement of Changes Fiduciary Net Position	12
Notes to Basic Financial Statements	13-49

REQUIRED SUPPLEMENTAL INFORMATION**Schedule of Revenues, Expenditures and Changes in Fund Balances - Budget (GAAP Basis) and Actual:**

General Fund	50-51
Grants – Special Revenue Fund.....	52

Pension Trend Data:

Schedule of Proportionate Share of Net Pension Liability.....	53
Schedule of District Contributions - Pension	54

Other Post Employment Benefits (OPEB) Trend Data:

Schedule of Proportionate Share of Net OPEB Liability.....	55
Schedule of District Contributions – OPEB.....	56

COMBINING AND INDIVIDUAL FUND STATEMENTS AND OTHER SCHEDULES**Schedule of Revenues, Expenditures and Changes in Fund Balance - Budget and Actual:**

Bond Redemption – Debt Service Fund.....	57
Combining Balance Sheet – Nonmajor Governmental Funds	58
Combining Statement of Revenues, Expenditures and Changes In Fund Balances – Nonmajor Governmental Funds	59
Student Activity – Special Revenue Fund.....	60
Food Services – Special Revenue Fund.....	61
Capital Reserve – Capital Projects Fund.....	62
Building – Capital Projects Fund.....	63

Schedule of Changes in Receipts and Disbursements – Budget (GAAP Basis) and Actual – Fiduciary Funds.....	64
--	----

STATE REQUIRED SCHEDULES

Auditor's Integrity Report (Revenues, Expenditures, and Fund Balance by Fund)	65
Bolded Balance Sheet Report.....	66-68

SINGLE AUDIT SECTION

Independent Auditor's Report on Internal Control Over Financial Reporting and on Compliance and Other Matters Based on an Audit of Financial Statements Performed in Accordance with <i>Government Auditing Standards</i>.....	69-70
Independent Auditor's Report on Compliance For Each Major Program and on Internal Control Over Compliance Required by Uniform Guidance.....	71-72
Schedule of Findings and Questioned Costs.....	73-74
Schedule of Prior Audit Findings	75
Schedule of Expenditures of Federal Awards	76
Notes of Schedule of Expenditures of Federal Awards.....	77

**EAST OTERO SCHOOL DISTRICT NUMBER R-1
ROSTER OF SCHOOL OFFICIALS
June 30, 2021**

BOARD OF EDUCATION

Dee Leyba	President
Kristin Bickel	Vice-President
Kidron Backes	Secretary/Treasurer
Angela Ayala	Member
Darlene Derbigny	Member

SCHOOL OFFICIALS

Rick Lovato	Superintendent
Merinda Reisch	Business Manager

FINANCIAL SECTION

164 E. MAIN
TRINIDAD, COLORADO 81082
(719) 846-9241 FAX (719) 846-3352

INDEPENDENT AUDITOR'S REPORT

**Board of Education
East Otero School District Number R-1
La Junta, Colorado 81050**

Report on the Financial Statements

We have audited the accompanying financial statements of the governmental activities, each major fund, and the aggregate remaining fund information of East Otero School District Number R-1, as of and for the year ended June 30, 2021, and the related notes to the financial statements, which collectively comprise the District's basic financial statements as listed in the table of contents.

Management's Responsibility for the Financial Statements

Management is responsible for the preparation and fair presentation of these financial statements in accordance with accounting principles generally accepted in the United States of America; this includes the design, implementation, and maintenance of internal control relevant to the preparation and fair presentation of financial statements that are free from material misstatement, whether due to fraud or error.

Auditor's Responsibility

Our responsibility is to express opinions on these financial statements based on our audit. We conducted our audit in accordance with auditing standards generally accepted in the United States of America and the standards applicable to financial audits contained in *Government Auditing Standards*, issued by the Comptroller General of the United States. Those standards require that we plan and perform the audit to obtain reasonable assurance about whether the financial statements are free from material misstatement.

An audit involves performing procedures to obtain audit evidence about the amounts and disclosures in the financial statements. The procedures selected depend on the auditor's judgment, including the assessment of the risks of material misstatement of the financial statements, whether due to fraud or error. In making those risk assessments, the auditor considers internal control relevant to the entity's preparation and fair presentation of the financial statements in order to design audit procedures that are appropriate in the circumstances, but not for the purpose of expressing an opinion on the effectiveness of the entity's internal control. Accordingly, we express no such opinion. An audit also includes evaluating the appropriateness of accounting policies used and the reasonableness of significant accounting estimates made by management, as well as evaluating the overall presentation of the financial statements.

We believe that the audit evidence we have obtained is sufficient and appropriate to provide a basis for our audit opinions.

Opinions

In our opinion, the financial statements referred to above present fairly, in all material respects, the respective financial position of the governmental activities, each major fund, and the aggregate remaining fund information of East Otero School District Number R-1, as of June 30, 2021, and the respective changes in financial position thereof for the year then ended in accordance with accounting principles generally accepted in the United States of America.

Other Matters

Required Supplementary Information

Accounting principles generally accepted in the United States of America require that the management's discussion and analysis, budgetary comparison and pension and post employment benefits trend data on pages i through xiii and 50 through 56 be presented to supplement the basic financial statements. Such information, although not a part of the basic financial statements, is required by the Governmental Accounting Standards Board, who considers it to be an essential part of financial reporting for placing the basic financial statements in an appropriate operational, economic, or historical context. We have applied certain limited procedures to the required supplementary information in accordance with auditing standards generally accepted in the United States of America, which consisted of inquiries of management about the methods of preparing the information and comparing the information for consistency with management's responses to our inquiries, the basic financial statements, and other knowledge we obtained during our audit of the basic financial statements. We do not express an opinion or provide any assurance on the information because the limited procedures do not provide us with sufficient evidence to express an opinion or provide any assurance.

Other Information

Our audit was conducted for the purpose of forming opinions on the financial statements that collectively comprise East Otero School District Number R-1's basic financial statements. The combining and individual fund financial statements, other schedules, and state required schedules are presented for purposes of additional analysis and are not a required part of the basic financial statements. The schedule of expenditures of federal awards is presented for purposes of additional analysis as required by Title 2 U.S. Code of Federal Regulations (CFR) Part 200, *Uniform Administrative Requirements, Cost Principles, and Audit Requirements for Federal Awards*, and is not a required part of the basic financial statements.

The combining and individual fund financial statements, other schedules, state required schedules, and the schedule of expenditures of federal awards are the responsibility of management and were derived from and relate directly to the underlying accounting and other records used to prepare the basic financial statements. Such information has been subjected to the auditing procedures applied in the audit of the basic financial statements and certain additional procedures, including comparing and reconciling such information directly to the underlying accounting and other records used to prepare the basic financial statements or to the basic financial statements themselves, and other additional procedures in accordance with auditing standards generally accepted in the United States of America. In our opinion, the combining and individual fund financial statements, other schedules, state required schedules and the schedule of expenditures of federal awards are fairly stated, in all material respects, in relation to the basic financial statements as a whole.

Other Reporting Required by Government Auditing Standards

In accordance with *Government Auditing Standards*, we have also issued our report dated February 15, 2022, on our consideration of East Otero School District Number R-1's internal control over financial reporting and on our tests of its compliance with certain provisions of laws, regulations, contracts, and grant agreements and other matters. The purpose of that report is to describe the scope of our testing of internal control over financial reporting and compliance and the results of that testing, and not to provide an opinion on the effectiveness of East Otero School District Number R-1's internal control over financial reporting or on compliance. That report is an integral part of an audit performed in accordance with *Government Auditing Standards* in considering East Otero School District Number R-1's internal control over financial reporting and compliance.

 *Dickson, Waller & Co., Inc.*

February 15, 2022

MANAGEMENT'S DISCUSSION AND ANALYSIS



EAST OTERO SCHOOL DISTRICT R-1
301 RATON AVE.
LA JUNTA, CO 81050
(719) 384-6900 FAX (719) 384-6910

MANAGEMENT'S DISCUSSION AND ANALYSIS

As management of East Otero School District R-1, we offer readers of the District's annual financial statements this narrative overview and analysis of the financial activities during the fiscal year ended on June 30, 2021. We encourage readers to consider the information presented here in conjunction with additional information that we have furnished in the District's financial statements, which follow this section.

FINANCIAL HIGHLIGHTS

- With the new regulations of GASB 68 requiring the net pension obligation to be presented on the financial statements, the financial statements will not be comparable. Because of GASB 68, the Assets of the District exceeded its liabilities at the close of the fiscal year by \$1,345,982. Unrestricted net position of the district is a negative \$16,960,893.
- The District's financial status increased over the course of the 2021 fiscal year. Total net position increased 8 percent.
- General revenues, primarily property taxes and state equalization payments, account for approximately \$13.50 million or 72 percent of all revenues. Program specific revenues for services, grants, and contributions accounted for \$5.36 million or 28 percent of \$18.86 million in total revenues.
- The District had \$13.38 million in expenses related to governmental activities; only \$5.36 million of these expenses were offset by program specific charges for services, grants, and contributions. General revenues of \$13.5 million were adequate to provide for these programs.

OVERVIEW OF THE FINANCIAL STATEMENTS

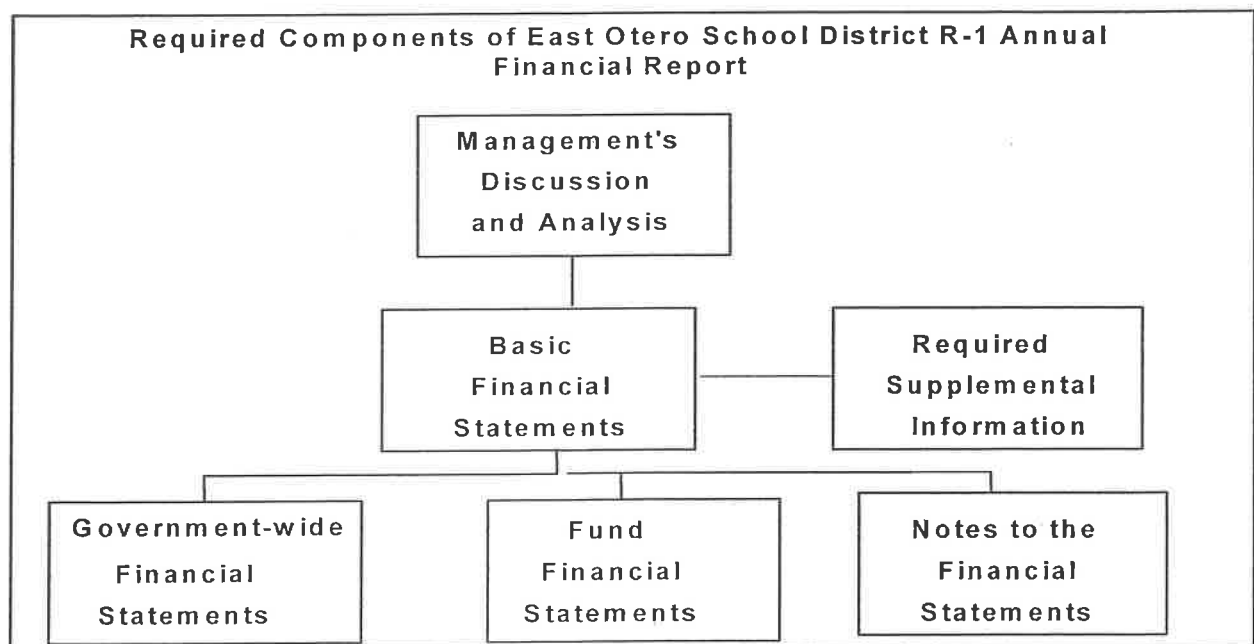
This discussion and analysis serves as an introduction to East Otero School District R-1's basic financial statements. The basic financial statements consist of three parts – management's discussion and analysis (this section), the basic financial statements and required supplementary information. The basic financial statements include two kinds of statements that present different views of the District.

The first two statements are government-wide financial statements that provide both long-term and short-term information about the District's overall financial status.

The remaining statements are fund financial statements that focus on individual parts of the District government, reporting the District's operations in more detail than the government-wide statements.

- The governmental funds statements tell how general government services were financed in the short-term as well as what remains for future spending.
- Proprietary/Enterprise fund statements offer short and long term financial information about the activities that the district operates like businesses, such as food service.

The financial statements also include notes that explain some of the information in the financial statements and provide more detailed data. The statements are followed by a section of required supplementary information that further explains and supports the information in the financial statements. The Flow Chart (Figure A-1) below shows how the required parts of this annual report are arranged and how they relate to one another.



A-1

Figure A-2 summarizes the major features of the District's financial statements, including the portion of the District government they cover and the types of information they contain. The remainder of the overview section of the management's discussion and analysis explains the structure and contents of each of the statements.

Major Features of East Otero School District R-1 Government-wide and Fund Financial Statements				
	Government-wide Statements	Fund Statements		
		Governmental Funds	Proprietary Funds	Fiduciary Funds
Scope	Entire District government (except fiduciary funds and the districts component units)	The activities of the District that are not proprietary or fiduciary, such as elementary and high school education programs.	Activities the District operates similar to private businesses, ie. the food service operation.	Instances in which the District is the trustee or agent for someone else's resources.
Required Financial Statements	*Statement of Net Position *Statement of Activities	*Balance Sheet *Statement of Revenues, Expenditures and Changes in Fund Balances	*Statement of Net Position *Statement of Revenues, Expenses and Changes in Fund Net Position *Statement of Cash Flows	*Statement of Fiduciary Net Position
Accounting Basis and Measurement Focus	Accrual accounting and economic resources focus	Modified accrual accounting and current financial resources focus	Accrual accounting and economic resources focus	Accrual accounting and economic resources focus
Type of Asset/Liability Information	All assets and liabilities, both financial and capital, and short-term and long-term	Only assets expected to be used up and liabilities that come due during the year or soon thereafter no capital assets included	All assets and liabilities, both financial and capital, and short-term and long-term	All assets and liabilities, both short-term and long-term; the Districts funds do not currently contain capital assets although they can
Type of Inflow/Outflow Information	All revenues and expenses during year, regardless of when cash is received or paid	Revenues for which cash is received during or soon after the end of the year; expenditures when goods or services have been received and payment is due during the year or soon thereafter	All revenues and expenses during year, regardless of when cash is received or paid	All revenues and expenses during year, regardless of when cash is received or paid

A-2

Government-wide Statements

The government-wide statements report information about the District as a whole using accounting methods similar to those used by private-sector companies. They consist of two statements:

The statement of net position presents information on all of the District's assets and liabilities with the difference between the two reported as net position. Over time, increases or decreases in net position may serve as a useful indicator of changes in the financial position of the District during the fiscal year 2020-2021. All changes in net position are reported as soon as the underlying event giving rise to the change occurs, regardless of the timing of related cash flows. Thus, revenues and expenses are reported in this statement for some items that will result in cash flows for future fiscal periods. Earned but unused vacation leave and uncollected taxes are examples of these types of items.

The government-wide financial statements of the District are reported as follows:

- **Governmental Activities** - This category includes the District's basic instructional services, such as elementary and high school educational programs, support services (guidance counselor, executive administration, board of education, fiscal services, etc.), debt service payments, extracurricular activities (sports, debate, music, etc.), food service and capital

equipment purchases. Property taxes, state grants, federal grants and interest earnings finance most of these activities.

Fund Financial Statements

The fund financial statements provide more detailed information about the District's most significant funds – not the District as a whole. Funds are accounting devices that the District uses to keep track of specific sources of funding and spending for particular purposes. The District uses fund accounting to ensure and demonstrate compliance with finance-related legal requirements. All District funds can be divided into three categories: governmental funds, proprietary funds, and fiduciary funds.

Governmental Funds – Most of the District's basic services are included in the governmental funds, which focus on (1) how cash and other financial assets that can be readily converted to cash flow in and out and (2) the balances left at the year-end that are available for spending. Consequently, the governmental funds statements provide a detailed short-term view that helps you determine whether there are more or fewer financial resources that can be spent in the near future to finance the District's programs. Because this information does not encompass the additional long-term focus of the government-wide statements, we provide additional information at the bottom of the governmental funds statements, or on the subsequent page, that explains the relationship (or differences) between them.

East Otero School District R-1 maintains seven individual governmental funds. Information is presented separately in the governmental fund - balance sheet and in the governmental fund - statement of revenues, expenditures and changes in fund balances for the (1) General Fund (2) Grant Special Revenue Fund (3) Bond Redemption Fund (4) Building Fund (5) Other Governmental Funds (6) Capital Projects/Capital Reserve Fund (7) Special Revenue Fund (a) Student Activity and (b) Food Service. Also included in the supplementary information section is budget-to-actual information for the Debt Service Fund as required by law.

Proprietary Funds – Services for which the District charges customers a fee are generally reported in proprietary funds. Proprietary funds, like the government-wide statements, provide both short- and long-term financial information. As of July 1, 2014, the district does not have any proprietary funds.

Fiduciary Funds - Funds used to account for resources held for the benefit of parties outside the District, such as scholarship funds and Agency funds. The District is responsible for ensuring that the assets reported in these funds are used for their intended purposes and by those to whom the assets belong. All of the District's fiduciary activities are reported in a separate statement of fiduciary net position and a statement of changes in fiduciary net position. We exclude these activities from the District's government-wide financial statements because the District cannot use these assets to finance its operations. The district maintains only one fiduciary fund, which is categorized as an agency fund. This is the Agency fund and there will be no statement of changes in the net position as it is not required.

Notes to the financial statements

The notes provide additional information that is essential to a full understanding of the data provided in the government-wide and fund financial statements. The notes to the financial statements can be found on pages 13-49 of this report.

Supplementary Information

In addition to the basic financial statements and accompanying notes, this report also presents supplementary information. Supplementary information includes combining statements mentioned earlier in connection with non-major governmental funds as well as budget-to-actual information for all funds as dictated by state law. A budgetary comparison schedule has been provided on pages 50-64 for the General, Capital Projects, Bond Redemption, Special Revenue and Agency Funds to demonstrate compliance.

FINANCIAL ANALYSIS OF THE DISTRICT AS A WHOLE

This section will explain the differences between the current and prior year's assets, liabilities, and changes in net position.

Figure A-3 below provides a summary of the District's net assets as of June 30, 2021 & 2020.

East Otero School District R-1 Condensed Statement of Net Position as of June 30, 2021 & 2020

	Governmental Activities		Total	
	2019-2020	2020-2021	2019-2020	2020-2021
Current & other assets	\$ 15,316,440	\$ 19,809,969	\$ 15,316,440	\$ 19,809,969
Capital assets	\$ 19,992,249	\$ 19,497,164	\$ 19,992,249	\$ 19,497,164
Total assets	\$ 35,308,689	\$ 39,307,133	\$ 35,308,689	\$ 39,307,133
Current & other liabilities	\$ 16,444,344	\$ 12,453,715	\$ 16,444,344	\$ 12,453,715
Long-term debt outstanding	\$ 23,000,913	\$ 25,507,436	\$ 23,000,913	\$ 25,507,436
Total liabilities	\$ 39,445,257	\$ 37,961,151	\$ 39,445,257	\$ 37,961,151
Net position				
Invested in capital assets	\$ 15,997,249	\$ 15,837,164	\$ 15,997,249	\$ 15,837,164
Restricted	\$ 2,183,343	\$ 2,469,711	\$ 2,183,343	\$ 2,469,711
Unrestricted	\$ (22,317,160)	\$ (16,960,893)	\$ (22,317,160)	\$ (16,960,893)
Total net position	\$ (4,136,568)	\$ 1,345,982	\$ (4,136,568)	\$ 1,345,982

The statement of net position reports all financial and capital resources. The statement presents the assets and liabilities in order of relative liquidity. The liabilities with average maturities greater than one year are reported in two components – the amount due within one year and the amount due in more than one year. The long-term liabilities of the district, consisting of compensated absences payable, early retirement benefits payable and capital outlay certificates payable have been reported in this manner on the statement of net position. The difference between the district's assets and liabilities is its net position.

Changes in Net Position

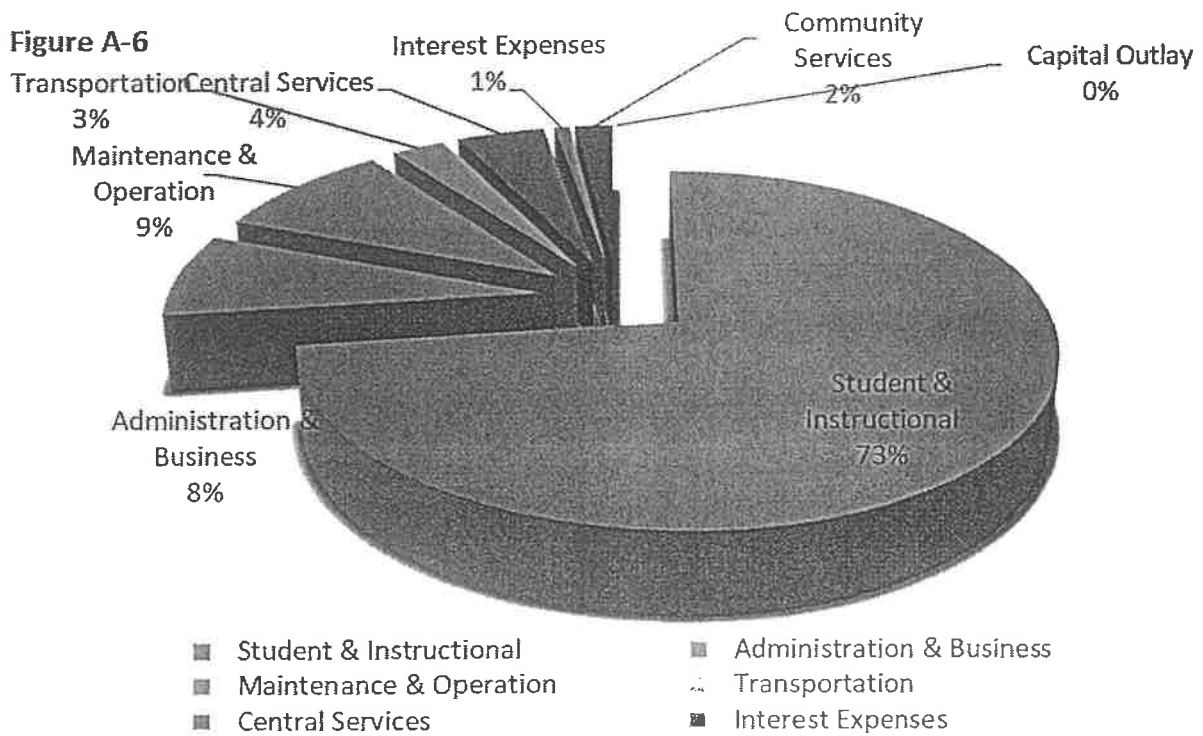
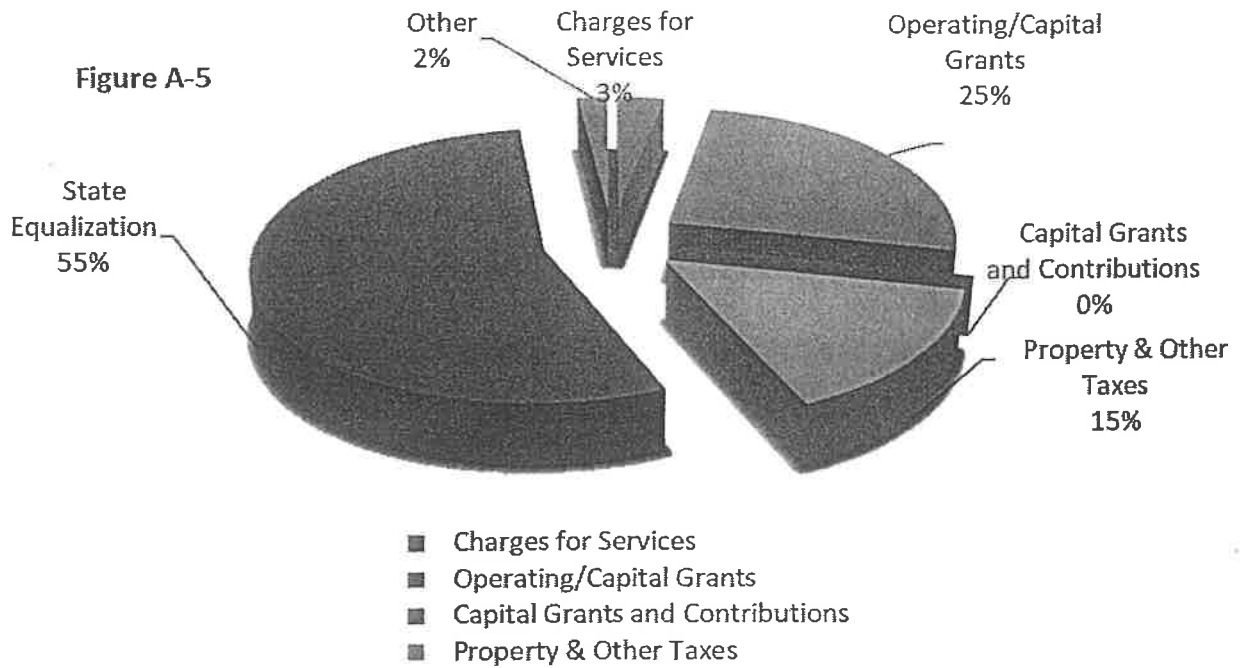
The change in revenue and expenditures for governmental activities is overall insignificant.

East Otero School District R-1
Condensed Statement of Changes in Net Position as of June 30, 2021 & 2020

	Governmental Activities		Total	
	2019-2020	2020-2021	2019-2020	2020-2021
Revenues				
Charges for Services	465,266	567,889	465,266	567,889
Operating/Capital Grants	2,872,596	4,792,191	2,872,596	4,792,191
Capital Grants and Contributions	2,617,239	0	2,617,239	0
General Revenues				
Property & Other Taxes	2,759,830	2,844,457	2,759,830	2,844,457
State Equalization	11,093,645	10,293,144	11,093,645	10,293,144
Other	340,202	369,582	340,202	369,582
Total Revenues	\$20,148,778	\$18,867,263	\$20,148,778	\$18,867,263
Expenses				
Instruction	10,083,375	10,899,751	10,083,375	10,899,751
Student & Instructional	1,176,966	1,014,663	1,176,966	1,014,663
Administration & Business	1,301,130	1,278,284	1,301,130	1,278,284
Maintenance & Operation	1,587,833	1,506,594	1,587,833	1,506,594
Transportation	495,951	438,726	495,951	438,726
Central Services	648,575	723,801	648,575	723,801
Interest Expenses	139,414	128,095	139,414	128,095
Community Services and Other Support	358,411	314,614	358,411	314,614
Pension Amortization	-2,437,416	-4,336,832	-2,437,416	-4,336,832
Bond Issue Costs	0	0	0	0
OPEB Costs	-5,043	-39,234	-5,043	-39,234
Capital Outlay	0	0	0	0
Food Services	1,204,446	1,456,251	1,204,446	1,456,251
Total Expenses	14,553,642	13,384,713	14,553,642	13,384,713
Inc (Dec) Net Position	\$5,895,136	\$5,482,550	\$5,895,136	\$5,482,550
Beg. Net Position - Restated	(\$10,031,704)	(\$4,136,568)	(\$10,031,704)	(\$4,136,568)
Prior Year Adjustment	0	0	0	0
Ending Net Position	(\$4,136,568)	\$1,345,982	(\$4,136,568)	\$1,345,982

The District's revenues totaled \$18,867,263. (See Figure A-4) Approximately 15 percent of the District's revenue came from property and other taxes, with 55 percent coming from state funding. (See Figure A-5)

The total cost of all programs and services was \$13,384,713. The District's expenses cover a range of services, encompassing instruction, support services and food services. (See Figure A-6)



Governmental Activities

The primary source of operating revenue for school districts comes from the School Finance Act of 1994. Under this act, the District received \$8,529 per funded student. In fiscal year 2020-2021, the funded pupil count was 1434. Funding for the School Finance Act comes from property taxes, specific ownership taxes and state equalization. The District received approximately 55 percent of its funding from state equalization and 15 percent came from property taxes and specific ownership tax.

The statement of activities provides the cost of program services and the related charges for services and grants offsetting those costs. Figure A-7 reflects each program's net cost (total cost less fees generated by the programs and intergovernmental aid provided for specific programs). The net cost shows the financial burden placed on the District's taxpayers by each of these programs.

Figure A-7

	Total Cost of Services	Net Cost of Services
Instruction	\$10,899,751	\$8,037,525
Student Support	878,230	350,619
Instruction Staff	138,400	43,507
Administration & Business	1,278,284	1,278,284
Maintenance & Operation	1,506,594	1,506,594
Transportation	438,726	383,154
Central Support	723,801	723,801
Community Services	312,647	308,666
Capital Outlay	0	0
Int Exp/Pension Amort.	(4,247,971)	(4,247,971)
Food Service	1,456,251	(359,546)
Total	<u>\$13,384,713</u>	<u>\$8,024,633</u>

The cost of all governmental activities this year was \$13.3 million.

Some of the costs were financed by users of the Districts programs. Revenues in this category include items such as building rental income, concurrent enrollment tuition and investment income.

FINANCIAL ANALYSIS OF THE DISTRICT'S FUNDS

Governmental Funds

The focus of the District's governmental funds is to provide information on inflows, outflows, and the balance of available resources. Such information is useful in assessing the District's financing requirements. In particular, unreserved fund balances may serve as a useful measure of the District's net resources available for spending at the end of the fiscal year.

General Fund

The General Fund is the major operating fund of the District, providing the majority of the resources for the educational and support programs. The School Board approves a budget in June based on enrollment projections for the following school year. In October and in January, the School Board can approve a revised issuance of the budget. The primary reason for revision is an updated ending fund balance figure and updated financial information.

Actual revenues for the General fund totaled \$13,316,761. The actual expenditures of \$11,379,439 were below budget primarily due to \$4.9 million budgeted from fund balance for unplanned expenditures (contingency reserve). The \$6,526,654 fund balance as of June 30, 2021 includes \$421,350 reserved for TABOR. The budgetary basis differs from generally accepted accounting principles (GAAP) in the treatment of accrued salaries, benefits and related liabilities. According to state statutes, the accrued salaries and related benefits do not need to be "funded" and, therefore, are not subtracted from budgetary basis fund balance.

Bond Redemption Fund

In January 2018, the District issued \$3,200,000 in a General Obligation Refunding Loan with interest at 2.90% per annum to construct additions to and renovating, remodeling and improving the existing primary school facility, to allow for removal of modular spaces, create more effective and modern learning spaces, add a new gymnasium, and add/improve parking and drop-off spaces for increased safety and security. The District shall have no right to prepay the loan prior to January 24, 2022. The prepayment fee is 1% if prepaid between January 24, 2022 and January 23, 2023. There is no prepayment fee if prepayment is made after January 23, 2023.

In January 2018, the District issued \$1,440,000 in a General Obligation Refunding Loan with interest at 3.81% per annum to advance refund the outstanding 2008 General Obligation Bonds bearing interest ranging from 4.5% to 5.5%. Refunding proceeds plus \$1,900,000 from the Bond Redemption Fund less loan issue costs of \$82,144 was deposited with an escrow agent to provide debt service payments of \$3,145,000 in principal and \$1,088,888 in interest on the 2008 Series Bond. As a result, the 2008 bonds are considered to be defeased and the liability for the issue has been removed from the District financial statements. This refunding will reduce total debt service payments by \$638,870 over the next 10 years.

Grant Fund – Special Revenue

The District currently has twenty different grants that are maintained in the special revenue fund. The proceeds of specific revenue sources are legally restricted to expenditures for specified purposes. The grants are set up to account for state funding sources, local funding sources and federal funding sources.

The District reported \$2,342,433 in federal revenue sources, state revenues of \$408,268 and \$1,968 in local resources.

The majority of the state grants have expenditures that exceed the revenue received from the state so transfers of \$895,863 were made from the General Fund to provide funding equivalent to the expenditures.

Special Revenue Fund expenditures are shown below in Figure A-8 as dollars and the related percent based on program.

Figure A-8
East Otero School District R-1
Expenditures of Grant Special Revenue Fund

	Actual Expenditures	Percent of Total Expenditures
Instruction	\$ 3,026,028	82.9%
Student Support	525,644	14.4%
Instructional Support	94,893	2.6%
Business Support	0	0.0%
Other Support Services	1,967	0.1%
Total	<u>\$ 3,648,532</u>	<u>100.0%</u>

Capital Projects/Capital Reserve Fund

The Capital Reserve Fund was established by state statutes with the primary source of funding being a per pupil allocation from the school finance act total program funding. In 2009-2010 the requirement to allocate funds was no longer required. Funds that are remaining in the Capital Reserve Fund must remain in the fund until expended on capital items. The District received Best Grant funds during the year to substantially fund two Best Grant projects. The projects require a 10% funding match by the District.

Other Governmental Funds

This consists of the Student Activities Fund, the Capital Projects Building Fund, Capital Projects Building Fund and the Food Service Fund. The Student Activities Fund has an ending fund balance of \$135,793, the Capital Projects Building Fund has an ending fund balance of \$360,175, the Capital Projects Building Fund has an ending fund balance of 94,823 and the Food Service Fund has an ending fund balance of \$739,784

BUDGETARY HIGHLIGHTS

Fiscal year 2020-2021 budgets adopted by the Board of Education for the District as a whole totaled appropriation of \$25.9 million. The following budget appropriations exclude appropriated reserves: General Fund appropriations of \$17.5 million, Bond Redemption Fund appropriations of \$1.6 million, Building Fund appropriations of \$0, Capital Reserve-Projects of \$800 thousand, Grants of \$4.1 million and Food Service of \$1.4 million. Appropriations for the Student Activities and Fiduciary Funds totaled \$527 thousand. There were no significant budget changes for the year. Expenditures exceeded budget in the Student Activity Special Revenue Fund.

CAPITAL ASSET ADMINISTRATION

By the end of 2021, the District had invested \$42.0 million in a broad range of capital assets, including, land, buildings, various machinery, vehicles, and equipment. This amount represents a net increase (including additions and deductions) of \$670,307. Items that have been on the Capital Assets listing, that the District no longer has, were written off this year.

Figure A-9
East Otero School District R-1
CAPITAL ASSETS

Land & Land Improvements	968,808
Leasehold Improvements	211,371
Construction in Progress	-
Buildings & Site Improvements	36,307,041
Vehicles & Equipment	4,585,661
 Total Funds Capital Assets	 <u><u>\$ 42,072,881</u></u>

LONG-TERM DEBT

In January 2018, the District issued \$3,200,000 in a General Obligation Loan with interest at 2.90% per annum to construct additions to and renovating, remodeling and improving the existing primary school facility, to allow for removal of modular spaces, create more effective and modern learning spaces, add a new gymnasium, and add/improve parking and drop-off spaces for increased safety and security. The District shall have no right to prepay the loan prior to January 24, 2022. The prepayment fee is 1% if prepaid between January 24, 2022 and January 23, 2023. There is no prepayment fee if prepayment is made after January 23, 2023.

In January 2018, the District issued \$1,440,000 in a General Obligation Refunding Loan with interest at 3.81% per annum to advance refund the outstanding 2008 General Obligation Bonds bearing interest ranging from 4.5% to 5.5%. Refunding proceeds plus \$1,900,000 from the Bond Redemption Fund less loan issue costs of \$82,144 was deposited with an escrow agent to provide debt service payments of \$3,145,000 in principal and \$1,088,000 in interest on the 2008 Series Bond. As a result, the 2008 bonds are considered to be defeased and the liability for the issue has been removed from the District financial statements. This refunding will reduce total debt service payments by \$638,870 over the next 10 years.

The District is liable for the vacation accrued compensated absences as per policy. The liability for June 30, 2021 is \$63,608.

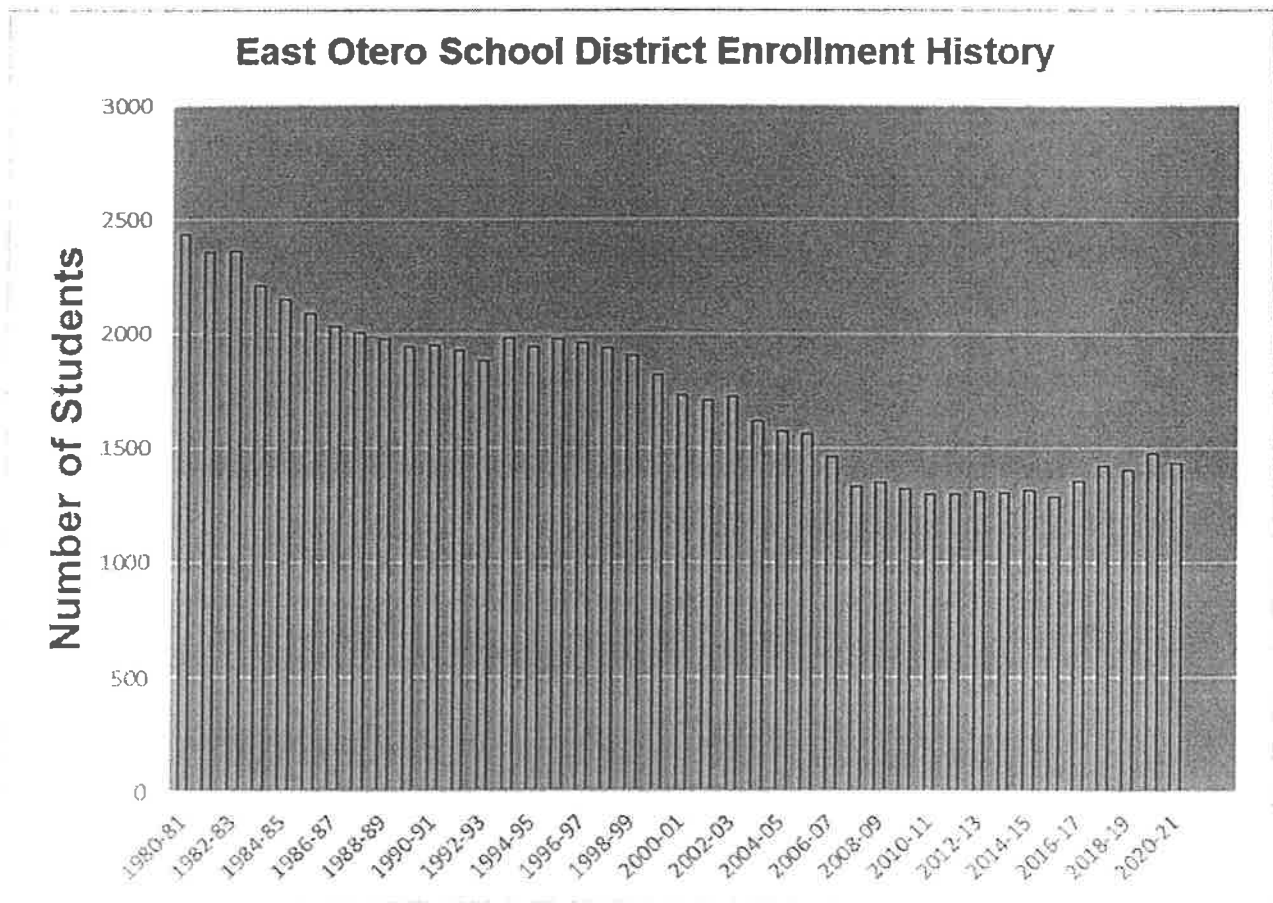
ECONOMIC FACTORS AND NEXT YEAR'S BUDGETS

At the time these financial statements were prepared and audited, the District was aware of the following existing circumstances that could significantly affect its financial health in the future.

Information from the 2020-2021 student enrollment "October count" shows that East Otero School District R-1 has approximately 41 less students than the prior year. The district's enrollment for the last six years is shown in the figure at the top of the next page.

	Actual 15/16 FY	Actual 16/17 FY	Actual 17/18 FY	Actual 18/19 FY	Actual 19/20 FY	Actual 20/21 FY
At Risk Grades 1-12	907.9	915.7	1140	1130	1180	1158
Total Oct. 1 Certified Pupil Count	1240	1304.5	1518	1501	1526	1471
Total Funded Pupil Count	1311.5	1358.8	1420	1400.5	1475	1434

An impact of economic slowing is the reduction in the District's general fund revenues. Educational expenditures represent a significant portion of the State of Colorado's total expenditures and the State uses the October Count for State Equalization payments, the District anticipates its revenues will continue to be adversely impacted due to the economic downturn in state revenues. For 2008-2009 the General Assembly rescinded \$53,358 for the District. For 2009-2010 the General Assembly rescinded \$237,510 in what was called a state budget stabilization factor. This year the stabilization factor was a total of \$1,325,381. Starting in 2008-2009 the mill levy was frozen at the 2007-2008 level for tax funding. The minimum budget have been removed. The General Assembly has frozen the funding of full day kindergarten at 58%. The District long range planning, with the hopeful leveling of the loss of pupils, includes decreased staff via attrition and other measures to effectively reallocate resources to positively impact student achievement while maintaining an adequate fund balance. For the 2010-2011 school year this included closing one of the four facilities and merging classes into a 3-6 school and a Jr/Sr high school. Over the last five years, enrollment has been stable.



Since the school year of 2001-2002, Colorado issued annual report cards for every public school in the state. The scores are now listed on the Colorado Department of Education website. The School Accountability report rates each school based upon student performance on the newly state mandated Partnership for Assessment of Readiness for College and Careers (PARCC). PARCC was administered to all 3rd through 11th grade students in English Language Arts. All students in 3rd through 8th grade, Algebra 1, Geometry and Algebra II, were assessed in math. State mandated electronic testing for the 2014-2015 fiscal year was the Colorado Measures of Academic Success (CMAS) for science and social studies. During the school year, this series of science and social studies testing was administered to 4th and 7th graders in social studies, 5th and 8th graders in science, and 12th graders in science. The District is aggressively and successfully perusing increased academic performance for all students. Fiscal management via reallocation of resources based on student performance data is a key piece of the district reform movement.

CONTACTING THE DISTRICT'S FINANCIAL MANAGEMENT

This financial report is designed to provide the District's citizens, taxpayers, customers, and investors and creditors with a general overview of the District's finances and to demonstrate the District's accountability for the money it receives. If you have questions about this report or need additional financial information, contact the Superintendent, East Otero School District R-1, 301 Raton Avenue, La Junta, CO 81050.

Respectfully,

Merinda Reisch, MSA
Business Manager

BASIC FINANCIAL STATEMENTS

EAST OTERO SCHOOL DISTRICT NUMBER R-1
STATEMENT OF NET POSITION
June 30, 2021

	<u>Governmental Activities</u>	<u>Total</u>
<u>ASSETS</u>		
<u>Current Assets</u>		
Cash and Investments	10,114,277	10,114,277
Property Taxes Receivable	102,953	102,953
Accounts Receivable	204,990	204,990
Accrued Revenue	292,916	292,916
Inventories	47,777	47,777
<u>Total Current Assets</u>	<u>10,762,913</u>	<u>10,762,913</u>
<u>Capital Assets:</u>		
Land	257,210	257,210
Construction in Progress	-	-
Depreciable Assets	41,815,674	41,815,674
Accumulated Depreciation	(22,575,720)	(22,575,720)
<u>Capital Assets Net of Depreciation</u>	<u>19,497,164</u>	<u>19,497,164</u>
<u>TOTAL ASSETS</u>	<u>30,260,077</u>	<u>30,260,077</u>
<u>DEFERRED OUTFLOW OF RESOURCES</u>		
Pension	8,869,963	8,869,963
Other Post Employment Benefits	125,600	125,600
Bond Refunding	51,493	51,493
<u>Total Deferred Outflow of Resources</u>	<u>9,047,056</u>	<u>9,047,056</u>
<u>LIABILITIES</u>		
<u>Current Liabilities:</u>		
Accounts Payable	570,015	570,015
Accrued Salaries Payable	678,273	678,273
Accrued Interest	4,488	4,488
Unearned Grant Payments	341,771	341,771
General Obligation Loans - Current	340,000	340,000
<u>Total Current Liabilities</u>	<u>1,934,547</u>	<u>1,934,547</u>
<u>Noncurrent Liabilities:</u>		
General Obligation Loans	3,320,000	3,320,000
Net Pension Liability	21,347,707	21,347,707
Net Other Post Employment Benefits Liability	776,121	776,121
Compensated Absences	63,608	63,608
<u>Total Noncurrent Liabilities</u>	<u>25,507,436</u>	<u>25,507,436</u>
<u>TOTAL LIABILITIES</u>	<u>27,441,983</u>	<u>27,441,983</u>
<u>DEFERRED INFLOW OF RESOURCES</u>		
Pension	10,259,381	10,259,381
Other Post Employment Benefits	259,787	259,787
<u>Total Deferred Inflow of Resources</u>	<u>10,519,168</u>	<u>10,519,168</u>
<u>NET POSITION</u>		
Net Investment in Capital Assets	15,837,164	15,837,164
Restricted for:		
Capital Outlay	94,823	94,823
Debt Service	1,261,531	1,261,531
TABOR	421,350	421,350
Preschool	-	-
Food Services	692,007	692,007
Unrestricted	(16,960,893)	(16,960,893)
<u>TOTAL NET POSITION</u>	<u>1,345,982</u>	<u>1,345,982</u>

The accompanying notes are an integral part of these financial statements.

EAST OTERO SCHOOL DISTRICT NUMBER R-1
STATEMENT OF ACTIVITIES
For the Year Ended June 30, 2021

		Net (Expenses) Revenue and Changes in Net Position			
		Program Revenues		Primary Government	
FUNCTIONS/PROGRAMS	Expenses	Charges for Services	Operating Grants & Contributions	Capital Grants and Contributions	Total
<u>Primary Government:</u>					
<u>Governmental Activities</u>					
Instruction	10,899,751	542,435	2,319,791	-	(8,037,525)
Student Support	876,263	-	525,644	-	(350,619)
Instructional Staff	138,400	-	94,893	-	(43,507)
General Administration	324,191	-	-	-	(324,191)
School Administration	845,591	-	-	-	(845,591)
Business Support	108,502	-	-	-	(108,502)
Operation & Maintenance	1,506,594	-	-	-	(1,506,594)
Student Transportation	438,726	-	55,572	-	(383,154)
Central Support	723,801	-	-	-	(723,801)
Food Services	1,456,251	21,473	1,794,324	-	359,546
Community Services	312,647	3,981	-	-	(308,666)
Other Support Services	1,967	-	1,967	-	-
Capital Outlay	-	-	-	-	-
Interest Expense	128,095	-	-	-	(128,095)
Pension PERA	(4,336,832)	-	-	-	4,336,832
OPEB	(39,234)	-	-	-	39,234
Total Governmental Activities	13,384,713	567,889	4,792,191	-	(8,024,633)
Total Primary Government	13,384,713	567,889	4,792,191	-	(8,024,633)
<u>General Revenues</u>					
Local Property Taxes					2,309,641
Specific Ownership Taxes					534,816
School Finance Act					10,293,144
Earnings on Investments					16,681
Insurance Proceeds					245,511
Direct Distribution Payment					-
Other					-
Total General Revenues					107,390
Change in Net Position					13,507,183
Net Position, Beginning					5,482,550
Net Position, Ending					(4,136,568)
					1,345,982

The accompanying notes are an integral part of these financial statements.

**EAST OTERO SCHOOL DISTRICT NUMBER R-1
BALANCE SHEET
GOVERNMENTAL FUNDS
June 30, 2021**

	<u>General</u>	<u>Grants Special Revenue Fund</u>
<u>ASSETS</u>		
Cash and Investments	7,454,404	271,301
Property Taxes Receivable	82,567	-
Accounts Receivable	202,241	-
Accrued Revenue	-	66,749
Accrued Interest Receivable	-	-
Inventories	-	-
Due From Other Funds	8,496	-
<u>Total Assets</u>	<u>7,747,708</u>	<u>338,050</u>
<u>LIABILITIES:</u>		
Accounts Payable	488,239	-
Accrued Salaries Payable	507,256	171,017
Due To Other Funds	7,181	-
Unearned Grant Payments	174,738	167,033
<u>Total Liabilities</u>	<u>1,177,414</u>	<u>338,050</u>
<u>DEFERRED INFLOW OF RESOURCES</u>		
Deferred Property Tax	43,640	-
<u>FUND BALANCES:</u>		
Nonspendable:		
Inventories	-	-
Restricted for:		
TABOR (Emergencies)	421,350	
Capital Outlay	-	-
Preschool	-	-
Debt Service	-	-
Food Service	-	-
Committed for:		
Risk Management	-	-
Capital Outlay	-	-
Assigned for:		
Pupil Activities	-	-
Unassigned	6,105,304	-
<u>Total Fund Balances</u>	<u>6,526,654</u>	<u>-</u>
<u>TOTAL LIABILITIES, DEFERRED INFLOWS AND FUND BALANCES</u>	<u>7,747,708</u>	<u>338,050</u>

The accompanying notes are an integral part of these financial statements.

<u>Bond Redemption Debt Service</u>	<u>Other Governmental Funds</u>	<u>Total Governmental Funds</u>
1,251,599	1,136,973	10,114,277
20,386	-	102,953
-	2,749	204,990
-	226,167	292,916
-	-	-
-	47,777	47,777
-	7,240	15,736
<u>1,271,985</u>	<u>1,420,906</u>	<u>10,778,649</u>
-	81,776	570,015
-	-	678,273
-	8,555	15,736
-	-	341,771
<u>-</u>	<u>90,331</u>	<u>1,605,795</u>
<u>10,454</u>	<u>-</u>	<u>54,094</u>
-	47,777	47,777
-	-	421,350
-	94,823	94,823
-	-	-
1,261,531	-	1,261,531
-	692,007	692,007
-	-	-
-	360,175	360,175
-	135,793	135,793
-	-	6,105,304
<u>1,261,531</u>	<u>1,330,575</u>	<u>9,118,760</u>
<u>1,271,985</u>	<u>1,420,906</u>	<u>10,778,649</u>

The accompanying notes are an integral part of these financial statements.

EAST OTERO SCHOOL DISTRICT NUMBER R-1
RECONCILIATION OF GOVERNMENTAL FUNDS BALANCE SHEET
TO STATEMENT OF NET POSITION
June 30, 2021

Amounts reported for governmental activities in the statement of net position are different because:

<u>TOTAL FUND BALANCE - GOVERNMENTAL FUNDS</u>	9,118,760
---	------------------

Capital Assets used in governmental activities are not financial resources and, therefore, are not reported in the funds. The cost of the assets is \$42,072,884 and the accumulated depreciation is \$22,575,720.	19,497,164
--	------------

Property tax revenue is recognized when earned (claim to resources established) Rather than when "available." All of the deferred property tax revenue is not available.	54,094
--	--------

Accrued interest payable is not considered current financial resources and, therefore, not reported in the governmental funds.	(4,488)
--	---------

Long-Term Liabilities for general obligation debt, capital lease payable and compensated absences are not due and payable in the current period and, therefore, not reported in the funds.

Loans Payable	(3,660,000)	
Compensated Absences	(63,608)	
Bond Refunding	<u>51,493</u>	(3,672,115)

Net pension and other post employment benefits liabilities, along with associated deferred flows, are not recorded at the fund level:

Net Pension Liability	(21,347,707)	
Net Other Post Employment Benefits Liability	(776,121)	
Deferred Outflows	8,995,563	
Deferred Inflows	<u>(10,519,168)</u>	

<u>TOTAL NET POSITION - GOVERNMENTAL ACTIVITIES</u>	<u>1,345,982</u>
--	-------------------------

The accompanying notes are an integral part of these financial statements.

EAST OTERO SCHOOL DISTRICT NUMBER R-1
STATEMENT OF REVENUES, EXPENDITURES AND CHANGES
IN FUND BALANCES – GOVERNMENTAL FUNDS
For the Year Ended June 30, 2021

	<u>General</u>	<u>Grants Special Revenue Fund</u>	<u>Bond Redemption Debt Service</u>
<u>REVENUES:</u>			
Taxes	2,289,630	-	569,511
Intergovernmental	10,451,998	2,752,669	-
Interest	16,312	-	217
Other	558,821	-	-
<u>Total Revenues</u>	<u>13,316,761</u>	<u>2,752,669</u>	<u>569,728</u>
<u>EXPENDITURES</u>			
Current:			
Instruction	6,763,705	3,026,028	-
Student Support	317,988	525,644	-
Instructional Staff	43,507	94,893	-
General Administration	319,529	-	-
School Administration	845,591	-	-
Business Services	108,502	-	-
Operations & Maintenance	1,642,959	-	-
Student Transportation	301,210	-	-
Central Support	723,801	-	-
Food Services	-	-	-
Community Services	312,647	-	-
Other	-	1,967	-
Capital Outlay	-	-	-
Debt Service	-	-	448,424
<u>Total Expenditures</u>	<u>11,379,439</u>	<u>3,648,532</u>	<u>448,424</u>
<u>EXCESS OF REVENUES OVER (UNDER) EXPENDITURES</u>	<u>1,937,322</u>	<u>(895,863)</u>	<u>121,304</u>
<u>OTHER FINANCING SOURCES (USES)</u>			
Food Loss	-	-	-
Other Non Operating Revenue	-	-	-
Insurance Proceeds	245,511	-	-
Operating Transfers In (Out)	(1,715,863)	895,863	-
<u>Total Other Financing Sources (Uses)</u>	<u>(1,470,352)</u>	<u>895,863</u>	<u>-</u>
<u>NET CHANGES IN FUND BALANCES</u>	466,970	-	121,304
<u>FUND BALANCES, Beginning</u>	<u>6,059,684</u>	<u>-</u>	<u>1,140,227</u>
<u>FUND BALANCES, Ending</u>	<u>6,526,654</u>	<u>-</u>	<u>1,261,531</u>

The accompanying notes are an integral part of these financial statements.

Other Governmental Funds	Total Governmental Funds
195,619	3,054,760
1,794,324	14,998,991
152	16,681
-	<u>558,821</u>
<u>1,990,095</u>	<u>18,629,253</u>
218,506	10,008,239
-	843,632
-	138,400
-	319,529
-	845,591
-	108,502
-	1,642,959
-	301,210
-	723,801
1,432,586	1,432,586
-	312,647
-	1,967
448,868	448,868
-	<u>448,424</u>
<u>2,099,960</u>	<u>17,576,355</u>
<u>(109,865)</u>	<u>1,052,898</u>
(9,681)	(9,681)
7,181	7,181
-	245,511
<u>820,000</u>	-
<u>817,500</u>	<u>243,011</u>
707,635	1,295,909
<u>622,940</u>	<u>7,822,851</u>
<u>1,330,575</u>	<u>9,118,760</u>

The accompanying notes are an integral part of these financial statements.

EAST OTERO SCHOOL DISTRICT NUMBER R-1
RECONCILIATION OF THE STATEMENT OF REVENUES, EXPENDITURES AND CHANGES IN
FUND BALANCES OF GOVERNMENTAL FUNDS TO THE STATEMENT OF ACTIVITIES
For the Year Ended June 30, 2021

Amounts reported for governmental activities in the statement of activities are different because:

<u>NET CHANGE IN FUND BALANCES - TOTAL GOVERNMENTAL FUNDS</u>	1,295,909
--	------------------

Governmental Funds report capital outlays as expenditures. However, in the statement of activities, assets with an initial, individual cost of more than \$5,000 are capitalized and the cost is allocated over their estimated useful lives and reported as depreciation expense. This is the amount by which depreciation exceeded capital outlays in the current period.

Capital Outlays more than \$5,000	670,307	
Depreciation Expense	(1,165,392)	
Loss on Disposition of Property	<u>-</u>	(495,085)

Property tax revenues are not recognized for amounts levied and due but not "available" at year-end and are reported as deferred inflows in the governmental funds. They are, however, recorded as revenues in the statement of activities.	(14,682)
---	----------

The governmental funds report debt proceeds as an other financing source, while repayment of debt principal is reported as an expenditure. The effect of premiums is recognized when the debt is issued in governmental funds, whereas these amounts are deferred and amortized in the statement of activities. Interest expense is recognized as it accrued in the statement of activities regardless of when it is due. The net effect of these differences follows:

Repayment of Debt Principal	335,000	
Interest Expense	<u>(14,671)</u>	320,329

Compensated absences do not use current financial resources and are not reported on the governmental fund financial statements but are recognized on the government-wide financial statements.	13
--	----

The increase in net pension and other post employment benefits liabilities, along with the changes and amortizations of deferred flows associated with those liabilities, are not recorded at the fund level.

Pension Cost	4,336,832	
Other Post Employment Benefits Cost	<u>39,234</u>	

<u>CHANGE IN NET POSITION OF GOVERNMENTAL ACTIVITIES</u>	<u>5,482,550</u>
---	-------------------------

The accompanying notes are an integral part of these financial statements.

**EAST OTERO SCHOOL DISTRICT NUMBER R-1
STATEMENT OF FIDUCIARY NET POSITION
FIDUCIARY FUNDS
June 30, 2021**

	<u>Custodial Fund PTO</u>
<u>ASSETS</u>	
Cash	39,814
Accounts Receivable	-
<u>Total Assets</u>	<u>39,814</u>
<u>NET POSITION</u>	
Unrestricted	<u>39,814</u>
<u>NET POSITION</u>	<u>39,814</u>

EAST OTERO SCHOOL DISTRICT NUMBER R-1
STATEMENT OF CHANGES FIDUCIARY NET POSITION
FIDUCIARY FUNDS
For the Year Ended June 30, 2021

	<u>Custodial Fund PTO</u>
<u>ADDITIONS</u>	
Local Receipts	<u>10,951</u>
<u>DEDUCTIONS</u>	
Disbursements PTO	<u>39,559</u>
<u>CHANGES IN NET POSITION</u>	(28,608)
<u>NET POSITION, Beginning</u>	<u>68,422</u>
<u>NET POSITION, Ending</u>	<u>39,814</u>

The accompanying notes are an integral part of these financial statements.

NOTES TO BASIC FINANCIAL STATEMENTS

EAST OTERO SCHOOL DISTRICT NUMBER R-1
NOTES TO BASIC FINANCIAL STATEMENTS
June 30, 2021

NOTE 1 **SUMMARY OF SIGNIFICANT ACCOUNTING POLICIES**

East Otero School District Number R-1 of Otero County was reorganized by a vote of qualified electorate in 1961, under the provisions of the Colorado School Organization Act of 1957.

The District operates under an elected Board of Education with five members and provides educational services to approximately 1,425 students.

The District is the lowest level of government, which is considered to be financially accountable over all activities related to public school education in East Otero School District Number R-1. The District receives funding from local, state, and federal government sources and must comply with the requirements of these funding source entities. The Board of Education members are elected by the public and have decision-making authority, the power to designate management, the ability to significantly influence operations, and primary accountability for fiscal matters.

A. Reporting Entity

Governmental Accounting Standards Board (GASB) Statement No. 14 (as amended by Statement No. 34, No. 39 and No. 61), "*The Financial Reporting Entity*" (GASB No. 14) describes the financial reporting entity as it relates to governmental counting. According to this Statement, the financial reporting entity consists of a) the primary government, b) organizations for which the primary government is financially accountable, and c) other organizations whose exclusion from the reporting entity's financial statements would cause those statements to be misleading or incomplete. Any organizations that can be described by these last two items are included with the primary government in the financial statements as component units.

This District is not included in any other governmental "reporting entity" as defined in GASB No. 14 and does not include any other component unit as part of its "reporting entity". As required by accounting principles generally accepted in the USA, these basic financial statements present the District (the primary government) and its component units.

Other Related Entity

PTO (Parent Teacher Organization)

The PTO is an organization established to provide additional funding for school district purposes.

A separate bank account, controlled by PTO personnel, has been created to achieve this objective.

EAST OTERO SCHOOL DISTRICT NUMBER R-1
NOTES TO BASIC FINANCIAL STATEMENTS
June 30, 2021

NOTE 1 **SUMMARY OF SIGNIFICANT ACCOUNTING POLICIES (Continued)**

B. Government-Wide and Fund Financial Statements

The Government-wide financial statements (i.e., the statement of net position and the statement of activities) report information on all of the nonfiduciary activities of the District. For the most part, the effect of interfund activity has been removed from these statements. Governmental activities, which normally are supported by taxes and intergovernmental revenues, are reported separately from business-type activities, which rely to a significant extent on fees and charges for support.

The statement of activities demonstrates the degree to which the direct expenses of a given function or segment are offset by program revenues. Direct expenses are those that are clearly identifiable with a specific function. Program revenues include 1) charges to customers or applicants who purchase, use, or directly benefit from goods, services, or privileges provided by a given function and 2) grants and contributions that are restricted to meeting the operational or capital requirements of a particular function. Taxes and other items not properly included among program revenues are reported instead as general revenues.

Separate financial statements are provided for governmental funds and proprietary funds. Major individual governmental funds (General Fund, Bond Redemption Debt Service Fund, and Grants Special Revenue Fund) are reported as separate columns in the fund financial statements.

C. Measurement Focus, Basis of Accounting, and Financial Statement Presentation

The accounting and financial reporting treatment applied to a fund is determined by its measurement focus. The government-wide financial statements are presented using the economic resources measurement focus and the accrual basis of accounting, as are the proprietary fund statements. Revenues are recorded when earned and expenses are recorded when a liability is incurred, regardless of the timing of related cash flows. Property taxes are recognized as revenues in the year for which they are levied. Grants and similar items are recognized as revenue as soon as all eligibility requirements imposed by the provider have been met.

As a general rule the effect of interfund activity has been eliminated from the government-wide financial statements. Exceptions to this general rule are charges between the District's governmental and business-type activities. Elimination of these charges would distort the direct costs and program revenues reported for the various functions concerned.

Governmental fund financial statements are reported using the current financial resources measurement focus and the modified accrual basis of accounting. With this measurement focus, operating statements present increases and decreases in net current assets and unassigned fund balance as a measure of available spendable resources. This means that only current liabilities are generally included on their balance sheets.

EAST OTERO SCHOOL DISTRICT NUMBER R-1
NOTES TO BASIC FINANCIAL STATEMENTS
June 30, 2021

NOTE 1 **SUMMARY OF SIGNIFICANT ACCOUNTING POLICIES (Continued)**

C. Measurement Focus, Basis of Accounting, and Financial Statement Presentation (Continued)

Amounts reported as program revenues included 1) charges to customers or applicants for goods, services or privileges provided 2) operating grants and contributions, and 3) capital grants and contributions, including special assessments. Internally dedicated resources are reported as general revenues rather than as program revenues. Likewise, general revenues include all taxes.

All governmental fund types use the modified accrual basis of accounting. Revenues are recognized as soon as they are both measurable and available. "Measurable" means the amount of the transaction can be determined and "available" means collectible within the current period, or soon enough thereafter, to pay liabilities of the current period. Revenues are considered to be available to collect within 60 days after year-end.

Property taxes are reported as receivables and deferred inflows when levied and as revenues when due for collection in the following year and determined to be available.

Grants and entitlement revenues are recognized when compliance with matching requirements is met. A receivable is established when the related expenditures exceed revenue receipts.

Expenditures are recorded when the related fund liability is incurred with the exception of general obligation and capital lease debt service which is recognized when due and certain accrued sick and personal pay which are accounted for as expenditures when expected to be liquidated with expendable available financial resources.

The proprietary fund types are accounted for on the accrual basis of accounting. Revenues are recognized when earned and expenses are recognized when incurred. The measurement focus in these funds is on the flow of economic resources and emphasizes the determination of net income. All assets and all liabilities associated with their activity are included on their statement of net position. Proprietary fund type operating statements present increases (revenues) and decreases (expenses) in net total position.

Proprietary funds distinguish operating revenues and expenses from nonoperating items. Operating revenues and expenses generally result from providing goods and services in connection with a proprietary fund's ongoing operations. The principal operating revenues of the District's proprietary funds are charges to customers for sales and services. Operating expenses for enterprise funds and internal service funds include the cost of sales and services, administrative expenses, and depreciation on capital assets. All revenue and expenses not meeting this definition are reported as nonoperating revenues and expenses.

When both restricted and unrestricted resources are available for use, it is the District's policy to use restricted resources first, then unrestricted resources, as they are needed.

Fiduciary funds are used to account for assets held by the District in a trustee or agency capacity for others that cannot be used to support the District's own programs.

EAST OTERO SCHOOL DISTRICT NUMBER R-1
NOTES TO BASIC FINANCIAL STATEMENTS
June 30, 2021

NOTE 1 **SUMMARY OF SIGNIFICANT ACCOUNTING POLICIES (Continued)**

D. Fund Accounting

The accounts of the District are organized on the basis of funds, each of which is considered to be a separate accounting entity. The operations of each fund are accounted for with a separate set of self-balancing accounts that comprise its assets, liabilities, deferred flows, fund equity, revenues and expenditures, or expenses, as appropriate. Resources are allocated to and accounted for in individual funds based upon the purposes for which they are to be spent and the means by which spending activities are controlled. The major funds presented in the accompanying basic financial statements are as follows:

- **Major Governmental Funds**

1. **General Fund** – the general operating fund of the District; used to account for all resources that are not required legally or by sound financial management to be accounted for in another fund.
2. **Bond Redemption Debt Service Fund** – used to account for the accumulation of resources for, and the payment of, long-term general obligation debt principal, interest, and related costs.
3. **Special Revenue Funds** – are used to account for the proceeds of specific revenue sources that are legally restricted to expenditures for specified purposes.
 - a. **Governmental Designated – Purpose Grants Fund** – used to account for restricted state and federal grants including, but not limited to, Every Student Succeeds Act programs which must be expanded as designated by the grantor agency.

- **The District reports the following additional fund type:**

1. **Fiduciary Funds** account for assets held by the District in a trustee capacity or as an agent on behalf of others.

Agency funds are accounted for using the accrual basis of accounting. Those funds are used to account for assets that the District holds for others in an agency capacity. The District's agency funds include the PTO.

EAST OTERO SCHOOL DISTRICT NUMBER R-1
NOTES TO BASIC FINANCIAL STATEMENTS
June 30, 2021

NOTE 1 **SUMMARY OF SIGNIFICANT ACCOUNTING POLICIES (Continued)**

E. Cash and Investments

Cash represents amounts on deposit with financial institutions or held by the District. The District is allowed to invest in the following types of investments: short-term certificates of deposit, repurchase agreements, money market deposit accounts, mutual funds, government pools, and U.S. Treasury Obligations. The District considers all highly liquid investments with a maturity of three months or less when purchased to be cash equivalents.

Investments are recorded at fair value in accordance with GASB Statement No. 72 *Fair Value Measurement and Application*. Accordingly, the change in fair value of investments is recognized as an increase or decrease to investment assets and investment income.

F. Receivables

Property taxes levied in 2020 but not yet available in 2021 are identified as property taxes receivable and deferred inflows at June 30, 2021, and are presented net of an allowance for uncollectible taxes.

G. Inventories

Materials and supplies inventories are stated at cost. Inventories recorded in the Food Services Fund consist of purchased and donated commodities. Purchased inventories are stated at cost. Donated inventories, received at no cost under a program supported by the Federal Government, are recorded at their estimated fair value at the date of receipt.

The cost of all inventories is recorded as an asset when the individual inventory items are purchased, and as an expenditure or expense when consumed.

H. Capital Assets

Capital assets, which include property, vehicles and equipment, are utilized for general District operations and are capitalized at actual or estimated cost. Donations of such assets are recorded at estimated fair value at the time of donation. Capital assets are reported in the applicable governmental or business-type activities columns in the government-wide financial statements.

Maintenance, repairs, and minor renovations are recorded as expenditures when incurred. Major additions and improvements are capitalized. When assets used in the operation of the governmental fund types are sold, the proceeds of the sale are recorded as revenues in the appropriate fund. The District does not capitalize interest on the construction of capital assets in governmental funds. However, the District does capitalize interest on the construction of capital assets in business-type activities.

EAST OTERO SCHOOL DISTRICT NUMBER R-1
NOTES TO BASIC FINANCIAL STATEMENTS
June 30, 2021

NOTE 1 **SUMMARY OF SIGNIFICANT ACCOUNTING POLICIES (Continued)**

H. Capital Assets (Continued)

The monetary threshold for capitalization of assets is \$5,000. The District's capital assets are depreciated using the straight-line method over the estimated useful lives of the fixed assets (5-50 years). Depreciation of all capital assets is charged as an expense against their operations. Depreciation is recorded in the year of acquisition and any remaining depreciation as recorded in the year of disposition.

I. Liabilities

In the government-wide financial statements, and proprietary fund types in the fund financial statements, long term debt and other long-term obligations are reported as liabilities in the applicable government activities, business-type activities, or proprietary fund type statement of net position. The District records long-term debt of governmental funds at the face value. The District's general obligation bonds are serviced from property taxes and other revenues of the Debt Service Fund. Capital leases are serviced from property taxes and other revenues of the General Fund and Capital Reserve Capital Projects Fund. The long-term accumulated unpaid accrued sick and personal and vacation leave are serviced from property taxes and other revenues by the respective fund type from future appropriations.

J. Constitutional Amendment

In November 1992, Colorado voters approved Article X of the Colorado Constitution by adding Section 20, commonly known as the Taxpayer's Bill of Rights (TABOR). TABOR contains revenue, spending, tax and debt limitations, which apply to the State of Colorado and local governments. It requires, with certain exceptions, advance voter approval for any new tax, tax rate increase, mill levy above that for the prior year, extension of an expiring tax, or tax policy change directly causing a net tax revenue gain to any entity.

On November 7, 1995 the registered voters approved a ballot resolution authorizing East Otero County School District Number R-1 to collect, retain and expend all revenues from any source provided that no property tax mill levy be increased or any new tax be imposed.

Except for refinancing bonded debt at a lower interest rate or adding new employees to existing pension plans, TABOR requires advance voter approval for the creation of any multiple-fiscal year debt or other financial obligation unless adequate present cash reserves are pledged irrevocably and held for payments in all future years. TABOR requires local governments to establish emergency reserves to be used for declared emergencies only. Emergencies, as defined by TABOR, exclude economic conditions, revenue shortfalls, or salary or fringe benefit increases. These reserves are required to be three percent or more of fiscal year spending (excluding bonded debt service). As of June 30, 2021, the District reserved \$421,350 for this purpose.

Spending and revenue limits are determined based on the prior fiscal year's spending adjusted for inflation in the prior calendar year plus annual increases in funded student enrollment. Fiscal year spending is generally defined as expenditures and reserve increases with certain exceptions.

EAST OTERO SCHOOL DISTRICT NUMBER R-1
NOTES TO BASIC FINANCIAL STATEMENTS
June 30, 2021

NOTE 1 **SUMMARY OF SIGNIFICANT ACCOUNTING POLICIES (Continued)**

K. Property Taxes

Under Colorado law, all property taxes are due and payable in the year following the year levied. The 2020 property tax calendar for Otero County was as follows:

Levy Date	December 22, 2020
Lien Date	January 1, 2021
Tax Bills Mailed	January 1, 2021
First Installment Due	February 28, 2021
Second Installment Due	June 15, 2021
If Paid in Full, Due	April 30, 2021

L. Accumulated Sick and Personal Leave and Vacation

District policy allows support staff members who are employed full time for 12 calendar months shall earn .83 working days vacation with pay per month (10 working days per year).

Earned vacation may not be accumulated to more than an employee is qualified to receive (i.e. 10 or 15 days per year). Any earned vacation days beyond this amount must be paid out in the July payroll.

As of June 30, 2021, accumulated unused vacation amounted to \$63,608. District policy allows for the accumulation of discretionary leave to a maximum of 90 days. Upon separation from the district after 15 years or more of service to the district, or upon retirement under the Public Employees Retirement Association (PERA), a teacher shall be compensated at 100 percent of the substitute teacher rate per day for all discretionary days in excess of 50 days, up to a maximum of 40 days.

As of June 30, 2021, the accumulated discretionary leave liability amounted to \$-0-.

A summary of changes in compensated absences is as follows:

	<u>Balance</u> <u>July 1, 2020</u>	<u>Additions</u>	<u>Deletions</u>	<u>Balance</u> <u>June 30, 2021</u>
Vacation	<u>63,621</u>	<u>-</u>	<u>13</u>	<u>63,608</u>
<u>Total</u>	<u>63,621</u>	<u>-</u>	<u>13</u>	<u>63,608</u>

M. Use of Estimates

The preparation of financial statements in conformity with generally accepted accounting principles requires management to make estimates and assumptions that affect the reported amounts of assets and liabilities and disclosure of contingent assets and liabilities at the date of the financial statements and the reported amounts of revenues and expenses during the reporting period. Actual results could differ from those estimates.

EAST OTERO SCHOOL DISTRICT NUMBER R-1
NOTES TO BASIC FINANCIAL STATEMENTS
June 30, 2021

NOTE 1 **SUMMARY OF SIGNIFICANT ACCOUNTING POLICIES (Continued)**

N. GASB Statement No. 54

The Government Accounting Standards Board (GASB) has issued Statement No. 54, Fund Balance Reporting and Governmental Fund Type Definitions (GASB 54). This statement defines the different types of fund balances that a governmental entity must use for financial reporting purposes.

GASB 54 requires the fund balance amounts to be properly reported within one of the fund balance categories list below.

1. Nonspendable such as fund balance associated with inventories, prepaids, long-term loans and notes receivable, and property held for resale (unless the proceeds are restricted, committed, or assigned).
2. Restricted fund balance category includes amounts that can be spent only for the specific purposes stipulated by constitution, external resource providers, or through enabling legislation.
3. Committed fund balance classification includes amounts that can be used only for the specific purposes determined by a formal action of the School District Board of Directors (the district's highest level of decision-making authority).
4. Assigned fund balance classification are intended to be used by the government for specific purposes but do not meet the criteria to be classified as restricted or committed, and
5. Unassigned fund balance is the residual classification for the government's general fund and includes all spendable amounts not contained in the other classifications.

Fund Balance Classification Policies and Procedures

Committed Fund Balance Policy:

The District's Committed Fund Balance is fund balance reporting required by the School Board, either because of a School Board Policy in the School Board Policy Manual, or because of motions that passed at School Board meetings.

Assigned Fund Balance Policy:

The District's Assigned Fund Balance is fund balance reporting occurring by School Board Administration authority, under the direction of the Chief Business Officer.

Order of Fund Balance Spending Policy

The District's policy is to apply expenditures against non-spendable fund balance, restricted fund balance, committed fund balance, assigned fund balance, assigned fund balance, and unassigned fund balance at the end of the fiscal year by adjusting journal entries.

First Non-spendable fund balances are determined. Then restricted fund balances for specific purposes are determined (not including non-spendable amounts). Then unrestricted fund balances are determined following the order of committed, assigned, and unassigned.

EAST OTERO SCHOOL DISTRICT NUMBER R-1
NOTES TO FINANCIAL STATEMENTS
June 30, 2021

NOTE 1 **SUMMARY OF SIGNIFICANT ACCOUNTING POLICIES (Continued)**

N. GASB Statement No. 54 (Continued)

Fund Balance Classification by Fund:

	<u>Special Revenue Funds</u>			<u>Capital Projects Funds</u>		<u>Total Governmental Funds</u>	
	<u>General Fund</u>	<u>Grants Fund</u>	<u>Student Activity Fund</u>	<u>Food Services Fund</u>	<u>Debt Service Fund</u>	<u>Building Fund</u>	<u>Capital Reserve</u>
<u>Nonspendable:</u>							
Inventories	-	-	-	47,777	-	-	-
<u>Restricted:</u>							
Emergencies	421,350	-	-	-	-	-	-
Capital Outlay	-	-	-	-	-	94,823	-
Preschool	-	-	-	-	-	-	-
Debt Service	-	-	-	-	1,261,531	-	-
Food Service	-	-	-	692,007	-	-	-
<u>Committed:</u>							
Risk							
Management	-	-	-	-	-	-	-
Capital Outlay	-	-	-	-	-	-	360,175
<u>Assigned</u>							
Pupil Activities	-	-	135,793	-	-	-	-
<u>Unassigned</u>	<u>6,105,304</u>	<u>-</u>	<u>-</u>	<u>-</u>	<u>-</u>	<u>-</u>	<u>-</u>
<u>Total Fund</u>							
<u>Balances</u>	<u>6,526,654</u>	<u>-</u>	<u>135,793</u>	<u>739,784</u>	<u>1,261,531</u>	<u>94,823</u>	<u>360,175</u>
							<u>9,118,760</u>

O. Deferred Outflows / Inflows of Resources

In addition to assets, the statement of financial position and the balance sheet will sometimes report a separate section for deferred outflows of resources. This separate financial statement element, deferred outflows of resources, represents a consumption of net position that applies to a future period(s) and so will not be recognized as an outflow of resources (expense/expenditure) until then.

In addition to liabilities, the statement of financial position and the balance sheet will sometimes report a separate section for deferred inflows of resources. This separate financial statement element, deferred inflows of resources, represents an acquisition of net position that applies to a future period(s) and so will not be recognized as an inflow of resources (revenue) until that time.

EAST OTERO SCHOOL DISTRICT NUMBER R-1
NOTES TO BASIC FINANCIAL STATEMENTS
June 30, 2021

NOTE 2 **RECONCILIATION OF GOVERNMENT-WIDE AND FUND FINANCIAL STATEMENTS**

The governmental funds balance sheet includes a reconciliation between *fund balances – total governmental funds* and *net position – governmental activities* as reported in the government-wide statement of net position. Additionally, the governmental fund statement of revenues, expenditures, and changes in fund balances includes a reconciliation between *net change in fund balances – total governmental funds* and *changes in net position of governmental activities* as reported in the government-wide statement of activities.

These reconciliations detail items that require adjustment to convert from the current resources measurement and modified accrual basis for governmental fund statements to the economic resources measurement and full accrual basis used for government-wide statements. However, certain items having no effect on measurement and basis were eliminated from the government fund statements during the consolidation of governmental activities. The items which were eliminated are as follows:

Governmental Funds – Interfund Transfers	\$1,715,863
Governmental Funds – Interfund Receivables / Payables	\$15,736

NOTE 3 **BUDGETARY INFORMATION**

Revenues and expenditures are controlled by budgetary accounting systems in accordance with various legal requirements. The budgeted revenues and expenditures represent the original adopted budget as subsequently adjusted by the Board of Education in accordance with Colorado School Laws. Budgets are generally prepared on the same basis as that used for accounting purposes.

The District has set procedures to be followed in establishing the budgetary data reflected in the financial statements:

1. Prior to June 1, the Business Manager submits to the Board of Education a proposed operating budget for the fiscal year commencing the following July 1. The operating budget includes proposed expenditures and the means of financing them.
2. Public notices are released to obtain taxpayer comments.
3. Prior to June 30, the budget is legally enacted through passage of a resolution.
4. The Business Manager is authorized to transfer budgeted amounts between categories within any fund; however, any revisions that alter the total expenditures of any fund must be approved by the Board of Education.
5. Formal budgetary integration should be employed as a management control device during the year for the General Fund, Special Revenue Funds, Debt Service Funds and Capital Projects Funds.
6. Budgets for the General, Special Revenue, Debt Service, Capital Projects Funds and Trust and Agency Funds are adopted on a basis consistent with generally accepted accounting principles (GAAP).

EAST OTERO SCHOOL DISTRICT NUMBER R-1
NOTES TO BASIC FINANCIAL STATEMENTS
June 30, 2021

NOTE 3 **BUDGETARY INFORMATION (Continued)**

All appropriations lapse at the end of each fiscal year. Authorization to transfer budgeted amounts between programs and/or departments within any fund and the reallocation of budget line items within any program and/or department rests with the Superintendent of Schools and may be delegated to an appropriate level of management. Revisions and/or supplemental appropriations that alter the total expenditures of any fund must be approved by the Board of Education.

Budgetary amounts reported in the accompanying basic financial statements are as originally adopted and amended by the Superintendent and/or the Board of Education throughout the year.

NOTE 4 **CASH AND INVESTMENTS**

Deposits

The Colorado Public Deposit Protection Act (PDPA), requires that all units of local government deposit cash in eligible public depositories, eligibility is determined by state regulators. Amounts on deposit in excess of federal insurance levels must be collateralized. The eligible collateral is determined by the PDPA. PDPA allows the institution to create a single collateral pool for all public funds. The pool is to be maintained by another institution or held in trust for all the uninsured public deposits as a group. The market value of the collateral must be at least equal to the aggregate uninsured deposits.

At June 30, 2021, the District's bank balance and corresponding carrying balance were as follows:

	<u>Carrying Balance</u>	<u>Bank Balance</u>	<u>Bank & Carrying Balance Certificates of Deposit</u>
Insured (FDIC)	483,987	495,182	250,000
Uninsured, Collateralized under the Public Deposit Protection Act of the State of Colorado	3,965,535	4,164,150	1,810,525
Cash Equivalents	1,199,339	1,199,339	-
Cash with County Treasurer	263,472	-	-
Cash on Hand	5,835	-	-
<u>Total Cash and Deposits</u>	<u>5,918,168</u>	<u>5,858,671</u>	<u>2,060,525</u>

Deposits with a bank balance of \$5,974,675 and a carrying balance of \$5,776,060 as of June 30, 2021 are uninsured, are exposed to custodial risk, and are collateralized with securities held by the pledging financial institution.

RECAP

Cash	5,918,168
Certificates of Deposit	<u>2,060,525</u>
	<u>7,978,693</u>

EAST OTERO SCHOOL DISTRICT NUMBER R-1
NOTES TO BASIC FINANCIAL STATEMENTS
June 30, 2021

NOTE 4 **CASH AND INVESTMENTS (Continued)**

Investments

Colorado statutes specify investment instruments meeting defined rating and risk criteria in which local government entities may invest:

- Obligations of the United States and certain U.S. government agency securities
- Certain international agency securities
- General obligation and revenue bonds of U.S. local government entities
- Bankers' acceptances of certain banks
- Commercial paper
- Local government investment pools
- Written repurchase agreements collateralized by certain authorized securities
- Certain money market funds

Guaranteed investment contracts:

At June 30, 2021, the District had the following investments:

	<u>Investment</u>	<u>Maturity</u>	<u>Fair Value</u>
COLOTRUST	External Investment Pool	Under 60 Day Average	<u>2,175,398</u>

Interest Rate Risk – The District does not have a formal investment policy that limits investment maturities for managing possible fair value losses due to increasing interest rates.

Credit Risk – State Law limits the type of investments allowable. The investment of COLOTRUST is rated AAAM by Standard & Poor's.

Concentration of Credit Risk – the District has no policy restricting the amount that can be invested in any issuer.

The District categorizes its fair value measurements within the fair value hierarchy established by generally accepted accounting principles. The hierarchy is based on the valuation inputs used to measure the fair value of the asset. Level 1 inputs are quoted prices in active markets for identical assets; Level 2 inputs are significant other observable inputs; Level 3 inputs are significant unobservable inputs.

The District has no recurring fair value measurements as of June 30, 2021:

- **COLOTRUST** – Investments in this external investment pool are reported at \$1 net asset value per share and are not subject to fair value measurement. The investment is reported at cost.

EAST OTERO SCHOOL DISTRICT NUMBER R-1
NOTES TO BASIC FINANCIAL STATEMENTS
June 30, 2021

NOTE 5 **CAPITAL ASSETS**

A summary of changes in capital assets is as follows:

<u>Governmental Activities</u>	<u>Balance July 1, 2020</u>	<u>Increases</u>	<u>Decreases</u>	<u>Adjustments</u>	<u>Balance June 30, 2021</u>
<u>Capital Assets Not Being Depreciated:</u>					
Land	257,210	-	-	-	257,210
Construction in Progress	-	-	-	-	-
<u>Total Capital Assets Not Being Depreciated:</u>	<u>257,210</u>	<u>-</u>	<u>-</u>	<u>-</u>	<u>257,210</u>
<u>Capital Assets Being Depreciated:</u>					
Land Improvements	711,598	-	-	-	711,598
Leasehold Improvements	-	211,371	-	-	211,371
Buildings & Improvements	35,940,293	366,748	-	-	36,307,041
Equipment & Vehicles	4,493,476	92,188	-	-	4,585,664
<u>Total Capital Assets Being Depreciated:</u>	<u>41,145,367</u>	<u>670,307</u>	<u>-</u>	<u>-</u>	<u>41,815,674</u>
<u>Less Accumulated Depreciation for:</u>					
Land Improvements	525,678	5,098	-	-	530,776
Leasehold Improvements	-	7,046	-	-	7,046
Buildings & Improvements	17,327,969	968,755	-	-	18,296,724
Equipment & Vehicles	3,556,681	184,493	-	-	3,741,174
<u>Total Accumulated Depreciation</u>	<u>21,410,328</u>	<u>1,165,392</u>	<u>-</u>	<u>-</u>	<u>22,575,720</u>
<u>Governmental Activities Capital Assets, Net</u>	<u>19,992,249</u>	<u>(495,085)</u>	<u>-</u>	<u>-</u>	<u>19,497,164</u>

Depreciation expense was charged to functions/programs of the primary government as follows:

<u>Governmental Activities:</u>	
Instruction	891,525
Pupil Services	32,631
General Administration	4,662
Operations and Maintenance	85,074
Transportation	137,516
Food Service	13,984
<u>Total Depreciation Expense—Governmental Activities</u>	<u>1,165,392</u>

EAST OTERO SCHOOL DISTRICT NUMBER R-1
NOTES TO BASIC FINANCIAL STATEMENTS
June 30, 2021

NOTE 6 **INTERFUND RECEIVABLES, PAYABLES AND TRANSFERS**

<u>Governmental Funds:</u>	<u>Due From</u>	<u>Due To</u>	<u>Transfers In</u>	<u>Transfers Out</u>
General	8,496	7,181	-	1,715,863
Student Activity	-	8,555	20,000	-
Grants	-	-	895,863	-
Food Service	7,181	-	-	-
Building	59	-	-	-
Capital Reserve-Capital Projects	-	-	800,000	-
<u>Total</u>	<u>15,736</u>	<u>15,736</u>	<u>1,715,863</u>	<u>1,715,863</u>

Transfers were for operational purposes. Interfund receivables and payables are expected to be repaid within the subsequent year.

NOTE 7 **GENERAL OBLIGATION BONDS PAYABLE**

A. Series 2018 A, General Obligation Loan

General Obligation (\$3,200,000) Loan (Series 2018 A) was issued dated January 23, 2018 with interest at 2.90% per annum, payable each June 15 and December 15. Principal is due beginning December 15, 2018, and each year thereafter. Property taxes collected by the Debt Service Fund will be used to retire the loan. The District shall have no right to prepay the loan prior to January 24, 2022. The loan may be prepaid in whole, but not in part, prior to maturity, by paying the entire principal balance thereof and accrued interest thereon, subject to a prepayment fee calculated on the outstanding principal balance of the loan to be prepaid at the time of prepayment. The prepayment fee is 1% if prepaid between January 24, 2022 and January 23, 2023. There is no prepayment fee if prepayment is made after January 23, 2023.

<u>Fiscal Year</u>	<u>Interest Payable</u>	<u>Principal Payable</u>
2022	72,718	205,000
2023	66,700	210,000
2024	60,537	215,000
2025	54,158	225,000
2026	47,560	230,000
2027-2031	132,530	1,250,000
2032	3,987	275,000
	<u>438,190</u>	<u>2,610,000</u>

EAST OTERO SCHOOL DISTRICT NUMBER R-1
NOTES TO BASIC FINANCIAL STATEMENTS
June 30, 2021

NOTE 7 **GENERAL OBLIGATION BONDS PAYABLE (Continued)**

B. Series 2018 B, General Obligation Refunding Loan

On January 23, 2018, the District issued \$1,440,000 in a General Obligation Refunding Loan with interest at 3.81% per annum, to advance refund the outstanding 2008 General Obligation bonds bearing interest ranging from 4.50% to 5.50%. Payments begin June 15, 2018 and continue every June 15 and December 15 each year thereafter. Refunding proceeds of \$1,440,000 along with \$1,900,000 from the Bond Redemption Fund less loan issue costs of \$82,144, in the amount of \$3,257,856, was deposited with an escrow agent to provide debt service payments of \$3,145,000 in principal and \$1,088,888 in interest on the 2008 Series Bonds. As a result, the 2008 bonds are considered to be defeased and the liability for the issue has been removed from the District financial statements.

The District completed the advance refunding to reduce the total debt service payments over the next 10 years by \$638,870 and to obtain an economic gain (difference between the present value of the old and new debt service payments) of \$206,744.

As a result of the difference between the reacquisition price and the carrying amount of the old debt (including unamortized premium of \$37,622), a deferred refunding was recorded in the amount of \$112,856. It will be amortized against the interest costs of the 2018 B refunding issue.

<u>Fiscal Year</u>	<u>Interest Payable</u>	<u>Principal Payable</u>
2022	29,967	135,000
2023	25,772	140,000
2024	21,426	145,000
2025	16,928	150,000
2026	12,276	155,000
2027-2028	9,989	325,000
	<u>116,358</u>	<u>1,050,000</u>

C. Changes in General Obligation Bonds / Loans

	<u>Beginning Balance</u>	<u>Additions</u>	<u>Deletions</u>	<u>Ending Balance</u>	<u>One Year</u>
Series 2018A G.O. Loan	2,810,000	-	200,000	2,610,000	205,000
Series 2018B G.O. Refunding Loan	1,185,000	-	135,000	1,050,000	135,000
<u>Total GO Debt Payable</u>	<u>3,995,000</u>	<u>-</u>	<u>335,000</u>	<u>3,660,000</u>	<u>340,000</u>
Deferred Amounts:					
Deferred Refunding	(66,577)	-	(15,084)	(51,493)	(13,262)
<u>Total</u>	<u>3,928,423</u>	<u>-</u>	<u>319,916</u>	<u>3,608,507</u>	<u>326,738</u>

EAST OTERO SCHOOL DISTRICT NUMBER R-1
NOTES TO BASIC FINANCIAL STATEMENTS
June 30, 2021

NOTE 8

PENSION PLAN

Defined Benefit Pension Plan

Summary of Significant Accounting Policies

Pensions. East Otero School District Number R-1 participates in the School Division Trust Fund (SCHDTF), a cost-sharing multiple-employer defined benefit pension plan administered by the Public Employees' Retirement Association of Colorado ("PERA"). The net pension liability, deferred outflows of resources and deferred inflows of resources related to pensions, pension expense, information about the fiduciary net position (FNP) and additions to/deductions from the FNP of the SCHDTF have been determined using the economic resources measurement focus and the accrual basis of accounting. For this purpose, benefit payments (including refunds of employee contributions) are recognized when due and payable in accordance with the benefit terms. Investments are reported at fair value.

The Colorado General Assembly passed significant pension reform through Senate Bill (SB) 18-200: *Concerning Modifications to the Public Employees' Retirement Association Hybrid Defined Benefit Plan Necessary to Eliminate with a High Probability the Unfunded Liability of the Plan Within the Next Thirty Years*. The bill was signed into law by Governor Hickenlooper on June 4, 2018. SB 18-200 makes changes to certain benefit provisions. Most of these changes were in effect as of June 30, 2021.

General Information about the Pension Plan

Plan description. Eligible employees of the East Otero School District Number R-1 are provided with pensions through the SCHDTF - a cost-sharing multiple-employer defined benefit pension plan administered by PERA. Plan benefits are specified in Title 24, Article 51 of the Colorado Revised Statutes (C.R.S.), administrative rules set forth at 8 C.C.R. 1502-1, and applicable provisions of the federal Internal Revenue Code. Colorado State law provisions may be amended from time to time by the Colorado General Assembly. PERA issues a publicly available comprehensive annual financial report (Annual Report) that can be obtained at www.copera.org/investments/pera-financial-reports.

Benefits provided as of December 31, 2020. PERA provides retirement, disability, and survivor benefits. Retirement benefits are determined by the amount of service credit earned and/or purchased, highest average salary, the benefit structure(s) under which the member retires, the benefit option selected at retirement, and age at retirement. Retirement eligibility is specified in tables set forth at C.R.S. § 24-51-602, 604, 1713, and 1714.

The lifetime retirement benefit for all eligible retiring employees under the PERA benefit structure is the greater of the:

- Highest average salary multiplied by 2.5 percent and then multiplied by years of service credit.
- The value of the retiring employee's member contribution account plus a 100 percent match on eligible amounts as of the retirement date. This amount is then annuitized into a monthly benefit based on life expectancy and other actuarial factors.

EAST OTERO SCHOOL DISTRICT NUMBER R-1
NOTES TO BASIC FINANCIAL STATEMENTS
June 30, 2021

NOTE 8 **PENSION PLAN (Continued)**

The lifetime retirement benefit for all eligible retiring employees under the Denver Public Schools (DPS) benefit structure is the greater of the:

- Highest average salary multiplied by 2.5 percent and then multiplied by years of service credit.
- \$15 times the first 10 years of service credit plus \$20 times service credit over 10 years plus a monthly amount equal to the annuitized member contribution account balance based on life expectancy and other actuarial factors.

In all cases the service retirement benefit is limited to 100 percent of highest average salary and also cannot exceed the maximum benefit allowed by federal Internal Revenue Code.

Members may elect to withdraw their member contribution accounts upon termination of employment with all PERA employers; waiving rights to any lifetime retirement benefits earned. If eligible, the member may receive a match of either 50 percent or 100 percent on eligible amounts depending on when contributions were remitted to PERA, the date employment was terminated, whether 5 years of service credit has been obtained and the benefit structure under which contributions were made.

As of December 31, 2020, benefit recipients who elect to receive a lifetime retirement benefit are generally eligible to receive post-retirement cost-of-living adjustments, referred to as annual increases in the C.R.S., once certain criteria are met. Pursuant to SB 18-200, eligible benefit recipients under the PERA benefit structure who began membership before January 1, 2007, and all eligible benefit recipients of the DPS benefit structure will receive an annual increase of 1.25 percent unless adjusted by the automatic adjustment provision (AAP) pursuant to C.R.S. § 24-51-413. Eligible benefit recipients under the PERA benefit structure who began membership on or after January 1, 2007, will receive the lesser of an annual increase of 1.25 percent or the average of the Consumer Price Index for Urban Wage Earners and Clerical Workers for the prior calendar year, not to exceed 10 percent of PERA's Annual Increase Reserve (AIR) for the SCHDTF. The AAP may raise or lower the aforementioned annual increase by up to 0.25 percent based on the parameters specified in C.R.S. § 24-51-413.

Disability benefits are available for eligible employees once they reach five years of earned service credit and are determined to meet the definition of disability. The disability benefit amount is based on the lifetime retirement benefit formula(s) shown above considering a minimum 20 years of service credit, if deemed disabled.

Survivor benefits are determined by several factors, which include the amount of earned service credit, highest average salary of the deceased, the benefit structure(s) under which service credit was obtained, and the qualified survivor(s) who will receive the benefits.

Contributions provisions as of June 30, 2021: Eligible employees of, East Otero School District Number R-1 and the State are required to contribute to the SCHDTF at a rate set by Colorado statute. The contribution requirements for the SCHDTF are established under C.R.S. § 24-51-401, *et seq.* and § 24-51-413. Eligible employees are required to contribute 10.00 percent of their PERA-includable salary during the period of July 1, 2020 through June 30, 2021. Employer contribution requirements are summarized in the table below.

**EAST OTERO SCHOOL DISTRICT NUMBER R-1
NOTES TO BASIC FINANCIAL STATEMENTS
June 30, 2021**

NOTE 8

PENSION PLAN (Continued)

	July 1, 2020 Through June 30, 2021
Employer contribution rate	10.90%
Amount of employer contribution apportioned to the Health Care Trust Fund as specified in C.R.S. § 24-51-208(1)(f)	(1.02)%
Amount apportioned to the SCHDTF	9.88%
Amortization Equalization Disbursement (AED) as specified in C.R.S. § 24-51-411	4.50%
Supplemental Amortization Equalization Disbursement (SAED) as specified in C.R.S. § 24-51-411	5.50%
Total employer contribution rate to the SCHDTF	19.88%

****Contribution rates for the SCHDTF are expressed as a percentage of salary as defined in C.R.S. § 24-51-101(42).**

As specified in C.R.S. § 24-51-414, the State is required to contribute \$225 million (actual dollars) each year to PERA starting on July 1, 2018. A portion of the direct distribution payment is allocated to the SCHDTF based on the proportionate amount of annual payroll of the SCHDTF to the total annual payroll of the SCHDTF, State Division Trust Fund, Judicial Division Trust Fund, and Denver Public Schools Division Trust Fund. House Bill (HB) 20-1379 suspended the \$225 million (actual dollars) direct distribution payable on July 1, 2020 for the State's 2020-21 fiscal year.

Employer contributions are recognized by the SCHDTF in the period in which the compensation becomes payable to the member and the East Otero School District Number R-1 is statutorily committed to pay the contributions to the SCHDTF. Employer contributions recognized by the SCHDTF from East Otero School District Number R-1 were \$1,495,792 for the year ended June 30, 2021.

Pension Liabilities, Pension Expense, and Deferred Outflows of Resources and Deferred Inflows of Resources Related to Pensions

The net pension liability for the SCHDTF was measured as of December 31, 2020, and the total pension liability used to calculate the net pension liability was determined by an actuarial valuation as of December 31, 2019. Standard update procedures were used to roll-forward the total pension liability to December 31, 2020. The East Otero School District Number R-1 proportion of the net pension liability was based on East Otero School District Number R-1 contributions to the SCHDTF for the calendar year 2020 relative to the total contributions of participating employers and the State as a nonemployer contributing entity.

Due to the aforementioned suspension of the July 1, 2020, direct distribution payment, the nonemployer contributing entity's proportion is zero percent. Pursuant to C.R.S. § 24-51-414, the direct distribution payment from the State of Colorado is to recommence annually starting on July 1, 2021. For purposes of GASB 68 paragraph 15, a circumstance exists in which a nonemployer contributing entity is legally responsible for making contributions to the SCHDTF and is considered to meet the definition of a special funding situation.

EAST OTERO SCHOOL DISTRICT NUMBER R-1
NOTES TO BASIC FINANCIAL STATEMENTS
June 30, 2021

NOTE 8 **PENSION PLAN (Continued)**

At June 30, 2021, the East Otero School District Number R-1 reported a liability of \$21,347,707 for its proportionate share of the net pension liability. The amount recognized by the East Otero School District Number R-1 as its proportionate share of the net pension liability, the related support from the State as a nonemployer contributing entity, and the total portion of the net pension liability that was associated with East Otero School District Number R-1 were as follows:

East Otero School District Number R-1 proportionate share of the net pension liability	\$ 21,347,707
The State's proportionate share of the net pension liability as a nonemployer contributing entity associated with the East Otero School District Number R-1	\$ -
Total	\$ 21,347,707

At December 31, 2020, the East Otero School District Number R-1 proportion was 0.1412 percent, which was an increase of 0.0182 from its proportion measured as of December 31, 2019.

For the year ended June 30, 2021, the East Otero School District Number R-1 recognized pension income of \$4,336,832 and revenue of \$0 for support from the State as a nonemployer contributing entity. At June 30, 2021, the East Otero School District Number R-1 reported deferred outflows of resources and deferred inflows of resources related to pensions from the following sources:

	Deferred Outflows of Resources	Deferred Inflows of Resources
Difference between expected and actual experience	1,172,950	-
Changes of assumptions or other inputs	2,053,583	(3,588,369)
Net difference between projected and actual earnings on pension plan investments	1,491,019	(6,190,135)
Changes in proportion and differences between contributions recognized and proportionate share of contributions	3,404,053	(480,877)
Contributions subsequent to the measurement date	748,358	N/A
Total	8,869,963	(10,259,381)

\$748,358 reported as deferred outflows of resources related to pensions, resulting from contributions subsequent to the measurement date, will be recognized as a reduction of the net pension liability in the year ended June 30, 2022. Other amounts reported as deferred outflows of resources and deferred inflows of resources related to pensions will be recognized in pension expense as follows:

Year ended June 30, 2021	
2022	(2,698,617)
2023	1,656,627
2024	(354,474)
2025	(741,312)
2026	-
Thereafter	-

EAST OTERO SCHOOL DISTRICT NUMBER R-1
NOTES TO BASIC FINANCIAL STATEMENTS
June 30, 2021

NOTE 8

PENSION PLAN (Continued)

Actuarial assumptions. The total pension liability in the December 31, 2019 actuarial valuation was determined using the following actuarial cost method, actuarial assumptions and other inputs:

Actuarial cost method	Entry age
Price inflation	2.40%
Real wage growth	1.10%
Wage inflation	3.50%
Salary increases, including wage inflation	3.50% – 9.70 %
Long-term investment rate of return, net of pension plan investment expenses, including price inflation	7.25%
Discount rate	7.25%
Post-retirement benefit increases:	
PERA benefit structure hired prior to 1/1/07 and DPS benefit structure (compounded annually)	1.25%
PERA benefit structure hired after 12/31/06*	Financed by the AIR

*Post-retirement benefit increases are provided by the AIR, accounted separately within each Division Trust Fund, and subject to moneys being available, therefore, liabilities related to increases for members of these benefit tiers can never exceed available assets.

Healthy mortality assumptions for active members were based on the RP-2014 White Collar Employee Mortality Table, a table specifically developed for actively working people. To allow for an appropriate margin of improved mortality prospectively, the mortality rates incorporate a 70 percent factor applied to male rates and a 55 percent factor applied to female rates.

Post-retirement non-disabled mortality assumptions were based on the RP-2014 White Collar Healthy Annuitant Mortality Table, adjusted as follows:

- Males: Mortality improvement projected to 2018 using the MP-2015 projection scale, a 93 percent factor applied to rates for ages less than 80, a 113 percent factor applied to rates for ages 80 and above, and further adjustments for credibility.
- Females: Mortality improvement projected to 2020 using the MP-2015 projection scale, a 68 percent factor applied to rates for ages less than 80, a 106 percent factor applied to rates for ages 80 and above, and further adjustments for credibility.

The mortality assumption for disabled retirees was based on 90 percent of the RP-2014 Disabled Retiree Mortality Table.

The actuarial assumptions used in the December 31, 2019, valuation were based on the results of the 2016 experience analysis for the periods January 1, 2012, through December 31, 2015, as well as, the October 28, 2016, actuarial assumptions workshop and were adopted by PERA's Board during the November 18, 2016, Board meeting.

EAST OTERO SCHOOL DISTRICT NUMBER R-1
NOTES TO BASIC FINANCIAL STATEMENTS
June 30, 2021

NOTE 8

PENSION PLAN (Continued)

Based on the 2020 experience analysis, dated October 28, 2020, for the period January 1, 2016, through December 31, 2019, revised economic and demographic assumptions were adopted by PERA's Board on November 20, 2020, and were effective as of December 31, 2020. The assumptions shown below were reflected in the roll forward calculation of the total pension liability from December 31, 2019, to December 31, 2020.

Actuarial cost method	Entry age
Price inflation	2.30 %
Real wage growth	0.70 %
Wage inflation	3.00 %
Salary increases, including wage inflation	3.40 % – 11.00 %
Long-term investment rate of return, net of pension plan investment expenses, including price inflation	7.25 %
Discount rate	7.25 %
Post-retirement benefit increases:	
PERA benefit structure hired prior to 1/1/07 and DPS benefit structure (compounded annually)	1.25 %
PERA benefit structure hired after 12/31/06*	Financed by the AIR

*Post-retirement benefit increases are provided by the AIR, accounted separately within each Division Trust Fund, and subject to moneys being available, therefore, liabilities related to increases for members of these benefit tiers can never exceed available assets.

Salary scale assumptions were revised to align with revised economic assumptions and to more closely reflect actual experience.

Rates of termination/withdrawal, retirement, and disability were revised to more closely reflect actual experience.

The pre-retirement mortality assumptions were based upon the PubT-2010 Employee Table with generational projection using scale MP-2019.

Post-retirement non-disabled mortality assumptions were based upon the PubT-2010 Healthy; Retiree Table, adjusted as follows:

- Males: 112 percent of the rates prior to age 80 and 94 percent of the rates for ages 80 and older, with generational projection using scale MP-2019.
- Females: 83 percent of the rates prior to age 80 and 106 percent of the rates for ages 80 and older, with generational projection using scale MP-2019.

Post-retirement non-disabled beneficiary mortality assumptions were based upon the Pub-2010 Contingent Survivor Table, adjusted as follows:

- Males: 97 percent of the rates for all ages, with generational projection using scale MP-2019.
- Females: 105 percent of the rates for all ages, with generational projection using scale MP-2019.

EAST OTERO SCHOOL DISTRICT NUMBER R-1
NOTES TO BASIC FINANCIAL STATEMENTS
June 30, 2021

NOTE 8 **PENSION PLAN (Continued)**

Disabled mortality assumptions were based upon the PubNS-2010 Disabled Retiree Table using 99 percent of the rates for all ages with generational projection using scale MP-2019.

The mortality tables described above are generational mortality tables on a benefit-weighted basis.

The long-term expected return on plan assets is reviewed as part of regular experience studies prepared every four to five years for PERA. Recently this assumption has been reviewed more frequently. The most recent analyses were outlined in the Experience Study report dated October 28, 2020. As a result of the November 20, 2020, PERA Board meeting, the following economic assumptions were changed, effective December 31, 2020:

- Price inflation assumption decreased from 2.40 percent per year to 2.30 percent per year.
- Real rate of investment return assumption increased from 4.85 percent per year, net of investment expenses to 4.95 percent per year, net of investment expenses.
- Wage inflation assumption decreased from 3.50 percent per year to 3.00 percent per year.

Several factors are considered in evaluating the long-term rate of return assumption, including long-term historical data, estimates inherent in current market data, and a log-normal distribution analysis in which best-estimate ranges of expected future real rates of return (expected return, net of investment expense and inflation) were developed for each major asset class. These ranges were combined to produce the long-term expected rate of return by weighting the expected future real rates of return by the target asset allocation percentage and then adding expected inflation.

The PERA Board first adopted the 7.25 percent long-term expected rate of return as of November 18, 2016. Following an asset/liability study, the Board reaffirmed the assumed rate of return at the Board's November 15, 2019, meeting, to be effective January 1, 2020. As of the most recent reaffirmation of the long-term rate of return, the target asset allocation and best estimates of geometric real rates of return for each major asset class are summarized in the table as follows:

Asset Class	Target Allocation	30 Year Expected Geometric Real Rate of Return
Global Equity	54.00%	5.60%
Fixed Income	23.00%	1.30%
Private Equity	8.50%	7.10%
Real Estate	8.50%	4.40%
Alternatives*	6.00%	4.70%
Total	100.00%	

*The Opportunity Fund's name changed to Alternatives, effective January 1, 2020.

In setting the long-term expected rate of return, projections employed to model future returns provide a range of expected long-term returns that, including expected inflation, ultimately support a long-term expected nominal rate of return assumption of 7.25 percent.

EAST OTERO SCHOOL DISTRICT NUMBER R-1
NOTES TO BASIC FINANCIAL STATEMENTS
June 30, 2021

NOTE 8 **PENSION PLAN (Continued)**

Discount rate. The discount rate used to measure the total pension liability was 7.25 percent. The projection of cash flows used to determine the discount rate applied the actuarial cost method and assumptions shown above. In addition, the following methods and assumptions were used in the projection of cash flows:

- Total covered payroll for the initial projection year consists of the covered payroll of the active membership present on the valuation date and the covered payroll of future plan members assumed to be hired during the year. In subsequent projection years, total covered payroll was assumed to increase annually at a rate of 3.00 percent.
- Employee contributions were assumed to be made at the member contribution rates in effect for each year, including the scheduled increases in SB 18-200. Employee contributions for future plan members were used to reduce the estimated amount of total service costs for future plan members.
- Employer contributions were assumed to be made at rates equal to the fixed statutory rates specified in law for each year, including the scheduled increase in SB 18-200. Employer contributions also include current and estimated future AED and SAED, until the actuarial value funding ratio reaches 103 percent, at which point the AED and SAED will each drop 0.50 percent every year until they are zero. Additionally, estimated employer contributions reflect reductions for the funding of the AIR and retiree health care benefits. For future plan members, employer contributions were further reduced by the estimated amount of total service costs for future plan members not financed by their member contributions.
- As specified in law, the State, as a nonemployer contributing entity, will provide an annual direct distribution of \$225 million (actual dollars), commencing July 1, 2018, that is proportioned between the State, School, Judicial, and DPS Division Trust Funds based upon the covered payroll of each Division. The annual direct distribution ceases when all Division Trust Funds are fully funded. HB 20-1379 suspended the \$225 million (actual dollars) direct distribution payable on July 1, 2020, for the State's 2020-21 fiscal year.
- Employer contributions and the amount of total service costs for future plan members were based upon a process to estimate future actuarially determined contributions assuming an analogous future plan member growth rate.
- The AIR balance was excluded from the initial FNP, as, per statute, AIR amounts cannot be used to pay benefits until transferred to either the retirement benefits reserve or the survivor benefits reserve, as appropriate. AIR transfers to the FNP position and the subsequent AIR benefit payments were estimated and included in the projections.
- Benefit payments and contributions were assumed to be made at the middle of the year.

EAST OTERO SCHOOL DISTRICT NUMBER R-1
NOTES TO BASIC FINANCIAL STATEMENTS
June 30, 2021

NOTE 8 **PENSION PLAN (Continued)**

Based on the above assumptions and methods, the SCHDTF's FNP was projected to be available to make all projected future benefit payments of current members. Therefore, the long-term expected rate of return of 7.25 percent on pension plan investments was applied to all periods of projected benefit payments to determine the total pension liability. The discount rate determination does not use the municipal bond index rate, and therefore, the discount rate is 7.25 percent. There was no change in the discount rate from the prior measurement date.

Sensitivity of the East Otero School District Number R-1 proportionate share of the net pension liability to changes in the discount rate. The following presents the proportionate share of the net pension liability calculated using the discount rate of 7.25 percent, as well as what the proportionate share of the net pension liability would be if it were calculated using a discount rate that is 1-percentage-point lower (6.25 percent) or 1-percentage-point higher (8.25 percent) than the current rate:

	1% Decrease (6.25%)	Current Discount Rate (7.25%)	1% Increase (8.25%)
Proportionate share of the net pension liability	29,120,021	21,347,707	14,870,808

Pension plan fiduciary net position. Detailed information about the SCHDTF's FNP is available in PERA's Annual Report which can be obtained at www.copera.org/investments/pera-financial-reports.

Defined Contribution Pension Plan

Voluntary Investment Program

Plan Description – Employees of the East Otero School District Number R-1 that are also members of the SCHDTF may voluntarily contribute to the Voluntary Investment Program, an Internal Revenue Code Section 401(k) defined contribution plan administered by PERA. Title 24, Article 51, Part 14 of the C.R.S., as amended, assigns the authority to establish the Plan provisions to the PERA Board of Trustees. PERA issues a publicly available Annual Report which includes additional information on the Voluntary Investment Program. That report can be obtained at www.copera.org/investments/pera-financial-reports.

Funding Policy – The Voluntary Investment Program is funded by voluntary member contributions up to the maximum limits set by the Internal Revenue Service, as established under Title 24, Article 51, Section 1402 of the C.R.S., as amended. Employees are immediately vested in their own contributions, employer contributions and investment earnings. For the year ended June 30, 2021, program members contributed \$47,915.

EAST OTERO SCHOOL DISTRICT NUMBER R-1
NOTES TO BASIC FINANCIAL STATEMENTS
June 30, 2021

NOTE 9

OTHER POST EMPLOYMENT BENEFITS

Defined Benefit Other Post Employment Benefit (OPEB) Plan

Summary of Significant Accounting Policies

OPEB. East Otero School District Number R-1 participates in the Health Care Trust Fund (HCTF), a cost-sharing multiple-employer defined benefit OPEB fund administered by the Public Employees' Retirement Association of Colorado ("PERA"). The net OPEB liability, deferred outflows of resources and deferred inflows of resources related to OPEB, OPEB expense, information about the fiduciary net position (FNP) and additions to/deductions from the FNP of the HCTF have been determined using the economic resources measurement focus and the accrual basis of accounting. For this purpose, benefits paid on behalf of health care participants are recognized when due and/or payable in accordance with the benefit terms. Investments are reported at fair value.

General Information about the OPEB Plan

Plan description. Eligible employees of the East Otero School District Number R-1 are provided with OPEB through the HCTF—a cost-sharing multiple-employer defined benefit OPEB plan administered by PERA. The HCTF is established under Title 24, Article 51, Part 12 of the Colorado Revised Statutes (C.R.S.), as amended. Colorado State law provisions may be amended from time to time by the Colorado General Assembly. Title 24, Article 51, Part 12 of the C.R.S., as amended, sets forth a framework that grants authority to the PERA Board to contract, self-insure, and authorize disbursements necessary in order to carry out the purposes of the PERACare program, including the administration of the premium subsidies. Colorado State law provisions may be amended from time to time by the Colorado General Assembly. PERA issues a publicly available comprehensive annual financial report (Annual Report) that can be obtained at www.copera.org/investments/pera-financial-reports.

Benefits provided. The HCTF provides a health care premium subsidy to eligible participating PERA benefit recipients and retirees who choose to enroll in one of the PERA health care plans, however, the subsidy is not available if only enrolled in the dental and/or vision plan(s). The health care premium subsidy is based upon the benefit structure under which the member retires and the member's years of service credit. For members who retire having service credit with employers in the Denver Public Schools (DPS) Division and one or more of the other four Divisions (State, School, Local Government and Judicial), the premium subsidy is allocated between the HCTF and the Denver Public Schools Health Care Trust Fund (DPS HCTF). The basis for the amount of the premium subsidy funded by each trust fund is the percentage of the member contribution account balance from each division as it relates to the total member contribution account balance from which the retirement benefit is paid.

C.R.S. § 24-51-1202 et seq. specifies the eligibility for enrollment in the health care plans offered by PERA and the amount of the premium subsidy. The law governing a benefit recipient's eligibility for the subsidy and the amount of the subsidy differs slightly depending under which benefit structure the benefits are calculated. All benefit recipients under the PERA benefit structure and all retirees under the DPS benefit structure are eligible for a premium subsidy, if enrolled in a health care plan under PERACare. Upon the death of a DPS benefit structure retiree, no further subsidy is paid.

EAST OTERO SCHOOL DISTRICT NUMBER R-1
NOTES TO BASIC FINANCIAL STATEMENTS
June 30, 2021

NOTE 9

OTHER POST EMPLOYMENT BENEFITS (Continued)

Enrollment in the PERACare is voluntary and is available to benefit recipients and their eligible dependents, certain surviving spouses, and divorced spouses and guardians, among others. Eligible benefit recipients may enroll into the program upon retirement, upon the occurrence of certain life events, or on an annual basis during an open enrollment period.

PERA Benefit Structure

The maximum service-based premium subsidy is \$230 per month for benefit recipients who are under 65 years of age and who are not entitled to Medicare; the maximum service-based subsidy is \$115 per month for benefit recipients who are 65 years of age or older or who are under 65 years of age and entitled to Medicare. The maximum service-based subsidy, in each case, is for benefit recipients with retirement benefits based on 20 or more years of service credit. There is a 5 percent reduction in the subsidy for each year less than 20. The benefit recipient pays the remaining portion of the premium to the extent the subsidy does not cover the entire amount.

For benefit recipients who have not participated in Social Security and who are not otherwise eligible for premium-free Medicare Part A for hospital-related services, C.R.S. § 24-51-1206(4) provides an additional subsidy. According to the statute, PERA cannot charge premiums to benefit recipients without Medicare Part A that are greater than premiums charged to benefit recipients with Part A for the same plan option, coverage level, and service credit. Currently, for each individual PERACare enrollee, the total premium for Medicare coverage is determined assuming plan participants have both Medicare Part A and Part B and the difference in premium cost is paid by the HCTF or the DPS HCTF on behalf of benefit recipients not covered by Medicare Part A.

DPS Benefit Structure

The maximum service-based premium subsidy is \$230 per month for retirees who are under 65 years of age and who are not entitled to Medicare; the maximum service-based subsidy is \$115 per month for retirees who are 65 years of age or older or who are under 65 years of age and entitled to Medicare. The maximum subsidy, in each case, is for retirees with retirement benefits based on 20 or more years of service credit. There is a 5 percent reduction in the subsidy for each year less than 20. The retiree pays the remaining portion of the premium to the extent the subsidy does not cover the entire amount.

For retirees who have not participated in Social Security and who are not otherwise eligible for premium-free Medicare Part A for hospital-related services, the HCTF or the DPS HCTF pays an alternate service-based premium subsidy. Each individual retiree meeting these conditions receives the maximum \$230 per month subsidy reduced appropriately for service less than 20 years, as described above. Retirees who do not have Medicare Part A pay the difference between the total premium and the monthly subsidy.

Contributions. Pursuant to Title 24, Article 51, Section 208(1)(f) of the C.R.S., as amended, certain contributions are apportioned to the HCTF. PERA-affiliated employers of the State, School, Local Government, and Judicial Divisions are required to contribute at a rate of 1.02 percent of PERA-includable salary into the HCTF.

EAST OTERO SCHOOL DISTRICT NUMBER R-1
NOTES TO BASIC FINANCIAL STATEMENTS
June 30, 2021

NOTE 9 **OTHER POST EMPLOYMENT BENEFITS (Continued)**

Employer contributions are recognized by the HCTF in the period in which the compensation becomes payable to the member and the East Otero School District Number R-1 is statutorily committed to pay the contributions. Employer contributions recognized by the HCTF from East Otero School District Number R-1 were \$76,755 for the year ended June 30, 2021.

OPEB Liabilities, OPEB Expense, and Deferred Outflows of Resources and Deferred Inflows of Resources Related to OPEB

At June 30, 2021, the East Otero School District Number R-1 reported a liability of \$776,121 for its proportionate share of the net OPEB liability. The net OPEB liability for the HCTF was measured as of December 31, 2020, and the total OPEB liability used to calculate the net OPEB liability was determined by an actuarial valuation as of December 31, 2019. Standard update procedures were used to roll-forward the total OPEB liability to December 31, 2020. The East Otero School District Number R-1 proportion of the net OPEB liability was based on East Otero School District Number R-1 contributions to the HCTF for the calendar year 2020 relative to the total contributions of participating employers to the HCTF.

At December 31, 2020, the East Otero School District Number R-1 proportion was 0.0817 percent, which was an increase of 0.0013 from its proportion measured as of December 31, 2019.

For the year ended June 30, 2021, the East Otero School District Number R-1 recognized OPEB income of \$39,234. At June 30, 2021, the East Otero School District Number R-1 reported deferred outflows of resources and deferred inflows of resources related to OPEB from the following sources:

	Deferred Outflows of Resources	Deferred Inflows of Resources
Difference between expected and actual experience	2,060	(170,629)
Changes of assumptions or other inputs	5,799	(47,591)
Net difference between projected and actual earnings on OPEB plan investments	9,854	(41,567)
Changes in proportion and differences between contributions recognized and proportionate share of contributions	69,490	-
Contributions subsequent to the measurement date	38,397	N/A
Total	125,600	(259,787)

\$38,397 reported as deferred outflows of resources related to OPEB, resulting from contributions subsequent to the measurement date, will be recognized as a reduction of the net OPEB liability in the year ended June 30, 2022. Other amounts reported as deferred outflows of resources and deferred inflows of resources related to OPEB will be recognized in OPEB expense as follows:

Year ended June 30, 2021	
2022	(37,478)
2023	(33,041)
2024	(40,642)
2025	(43,197)
2026	(17,121)
Thereafter	(1,105)

EAST OTERO SCHOOL DISTRICT NUMBER R-1
NOTES TO BASIC FINANCIAL STATEMENTS
June 30, 2021

NOTE 9

OTHER POST EMPLOYMENT BENEFITS (Continued)

Actuarial assumptions. The total OPEB liability in the December 31, 2019 actuarial valuation was determined using the following actuarial cost method, actuarial assumptions and other inputs:

Actuarial cost method	Entry age
Price inflation	2.40%
Real wage growth	1.10%
Wage inflation	3.50%
Salary increases, including wage inflation	3.50% in aggregate
Long-term investment rate of return, net of OPEB plan investment expenses, including price inflation	7.25%
Discount rate	7.25%
Health care cost trend rates	
PERA benefit structure:	
Service-based premium subsidy	0.00%
PERACare Medicare plans	8.10% in 2020, gradually decreasing to 4.50% in 2029
Medicare Part A premiums	3.50% in 2020, gradually increasing to 4.50% in 2029
DPS benefit structure:	
Service-based premium subsidy	0.00 %
PERACare Medicare plans	N/A
Medicare Part A premiums	N/A

In determining the additional liability for PERACare enrollees who are age 65 or older and who are not eligible for premium-free Medicare Part A in the December 31, 2019, valuation, the following monthly costs/premiums (actual dollars) are assumed for 2020 for the PERA Benefit Structure:

	Initial Costs for Members Without Medicare Part A		
Medicare Plan	Monthly Cost	Monthly Premium	Monthly Cost Adjusted to Age 65
Medicare Advantage/Self-Insured Rx	\$588	\$227	\$550
Kaiser Permanente Medicare Advantage HMO	621	232	586

The 2020 Medicare Part A premium is \$458 (actual dollars) per month.

All costs are subject to the health care cost trend rates, as discussed below.

Health care cost trend rates reflect the change in per capita health costs over time due to factors such as medical inflation, utilization, plan design, and technology improvements. For the PERA benefit structure, health care cost trend rates are needed to project the future costs associated with providing benefits to those PERACare enrollees not eligible for premium-free Medicare Part A.

EAST OTERO SCHOOL DISTRICT NUMBER R-1
NOTES TO BASIC FINANCIAL STATEMENTS
June 30, 2021

NOTE 9 **OTHER POST EMPLOYMENT BENEFITS (Continued)**

Health care cost trend rates for the PERA benefit structure are based on published annual health care inflation surveys in conjunction with actual plan experience (if credible), building block models and industry methods developed by health plan actuaries and administrators. In addition, projected trends for the Federal Hospital Insurance Trust Fund (Medicare Part A premiums) provided by the Centers for Medicare & Medicaid Services are referenced in the development of these rates. Effective December 31, 2019, the health care cost trend rates for Medicare Part A premiums were revised to reflect the current expectation of future increases in rates of inflation applicable to Medicare Part A premiums.

The PERA benefit structure health care cost trend rates used to measure the total OPEB liability are summarized in the table below:

Year	PERACare Medicare Plans	Medicare Part A Premiums
2020	8.10%	3.50%
2021	6.40%	3.75%
2022	6.00%	3.75%
2023	5.70%	3.75%
2024	5.50%	4.00%
2025	5.30%	4.00%
2026	5.10%	4.00%
2027	4.90%	4.25%
2028	4.70%	4.25%
2029+	4.50%	4.50%

Mortality assumptions used in the December 31, 2019 valuation for the determination of the total pension liability for each of the Division Trust Funds as shown below were applied, as applicable, in the determination of the total OPEB liability for the HCTF. Affiliated employers of the State, School, Local Government, and Judicial Divisions participate in the HCTF.

Healthy mortality assumptions for active members were based on the RP-2014 White Collar Employee Mortality Table, a table specifically developed for actively working people. To allow for an appropriate margin of improved mortality prospectively, the mortality rates incorporate a 70 percent factor applied to male rates and a 55 percent factor applied to female rates.

Post-retirement non-disabled mortality assumptions for the State and Local Government Divisions were based on the RP-2014 Healthy Annuitant Mortality Table, adjusted as follows:

- **Males:** Mortality improvement projected to 2018 using the MP-2015 projection scale, a 73 percent factor applied to rates for ages less than 80, a 108 percent factor applied to rates for ages 80 and above, and further adjustments for credibility.
- **Females:** Mortality improvement projected to 2020 using the MP-2015 projection scale, a 78 percent factor applied to rates for ages less than 80, a 109 percent factor applied to rates for ages 80 and above, and further adjustments for credibility.

EAST OTERO SCHOOL DISTRICT NUMBER R-1
NOTES TO BASIC FINANCIAL STATEMENTS
June 30, 2021

NOTE 9 **OTHER POST EMPLOYMENT BENEFITS (Continued)**

Post-retirement non-disabled mortality assumptions for the School and Judicial Divisions were based on the RP-2014 White Collar Healthy Annuitant Mortality Table, adjusted as follows:

- **Males:** Mortality improvement projected to 2018 using the MP-2015 projection scale, a 93 percent factor applied to rates for ages less than 80, a 113 percent factor applied to rates for ages 80 and above, and further adjustments for credibility.
- **Females:** Mortality improvement projected to 2020 using the MP-2015 projection scale, a 68 percent factor applied to rates for ages less than 80, a 106 percent factor applied to rates for ages 80 and above, and further adjustments for credibility.

The mortality assumption for disabled retirees was based on 90 percent of the RP-2014 Disabled Retiree Mortality Table.

The actuarial assumptions used in the December 31, 2019, valuation were based on the results of the 2016 experience analysis for the period January 1, 2012, through December 31, 2015, as well as the October 28, 2016, actuarial assumptions workshop and were adopted by PERA's Board during the November 18, 2016, Board meeting.

Based on the 2020 experience analysis, dated October 28, 2020, and November 4, 2020, for the period of January 1, 2016, through December 31, 2019, revised economic and demographic assumptions were adopted by PERA's Board on November 20, 2020, and were effective as of December 31, 2020. The assumptions shown below were reflected in the roll forward calculation of the total OPEB liability from December 31, 2019, to December 31, 2020.

	Trust Fund			
	State Division	School Division	Local Government Division	Judicial Division
Actuarial cost method	Entry age	Entry age	Entry age	Entry age
Price inflation	2.30%	2.30%	2.30%	2.30%
Real wage growth	0.70%	0.70%	0.70%	0.70%
Wage inflation	3.00%	3.00%	3.00%	3.00%
Salary increases, including wage inflation:				
Members other than State Troopers	3.30% - 10.90%	3.40% - 11.00%	3.20% - 11.30%	2.80% - 5.30%
State Troopers	3.20% - 12.40%	N/A	3.20% - 12.40% *	N/A

* C.R.S. § 24-51-101 (46), as amended, expanded the definition of "State Troopers" to include certain employees within the Local Government Division, effective January 1, 2020. See Note 4 of the Notes to the Financial Statements in PERA's 2020 Annual Report for more information.

The long-term rate of return, net of OPEB plan investment expenses, including price inflation and discount rate assumptions were 7.25 percent.

Rates of termination/withdrawal, retirement, and disability were revised to more closely reflect actual experience.

Mortality assumptions used in the roll forward calculations for the determination of the total pension liability for each of the Division Trust Funds as shown below were applied, as applicable, in the roll forward calculation for the HCTF, using a headcount-weighted basis.

EAST OTERO SCHOOL DISTRICT NUMBER R-1
NOTES TO BASIC FINANCIAL STATEMENTS
June 30, 2021

NOTE 9

OTHER POST EMPLOYMENT BENEFITS (Continued)

Pre-retirement mortality assumptions for the State and Local Government Divisions (Members other than State Troopers) were based upon the PubG-2010 Employee Table with generational projection using scale MP-2019.

Pre-retirement mortality assumptions for State Troopers were based upon the PubS-2010 Employee Table with generational projection using scale MP-2019.

The pre-retirement mortality assumptions for the School Division were based upon the PubT-2010 Employee Table with generational projection using scale MP-2019.

Pre-retirement mortality assumptions for the Judicial Division were based upon the PubG-2010(A) Above-Median Employee Table with generational projection using scale MP-2019.

Post-retirement non-disabled mortality assumptions for the State and Local Government Divisions (Members other than State Troopers) were based upon the PubG-2010 Healthy Retiree Table, adjusted as follows:

- Males: 94 percent of the rates prior to age 80 and 90 percent of the rates for ages 80 and older, with generational projection using scale MP-2019.
- Females: 87 percent of the rates prior to age 80 and 107 percent of the rates for ages 80 and older, with generational projection using scale MP-2019.

Post-retirement non-disabled mortality assumptions for State Troopers were based upon the unadjusted PubS-2010 Healthy Retiree Table, with generational projection using scale MP-2019.

Post-retirement non-disabled mortality assumptions for the School Division were based upon the PubT-2010 Healthy Retiree table, adjusted as follows:

- Males: 112 percent of the rates prior to age 80 and 94 percent of the rates for ages 80 and older, with generational projection using scale MP-2019.
- Females: 83 percent of the rates prior to age 80 and 106 percent of the rates for ages 80 and older, with generational projection using scale MP-2019.

Post-retirement non-disabled mortality assumptions for the Judicial Division were based upon the unadjusted PubG-2010(A) Above-Median Healthy Retiree Table with generational projection using scale MP-2019.

Post-retirement non-disabled beneficiary mortality assumptions were based upon the Pub-2010 Contingent Survivor Table, adjusted as follows:

- Males: 97 percent of the rates for all ages, with generational projection using scale MP-2019.
- Females: 105 percent of the rates for all ages, with generational projection using scale MP-2019.

EAST OTERO SCHOOL DISTRICT NUMBER R-1
NOTES TO BASIC FINANCIAL STATEMENTS
June 30, 2021

NOTE 9 **OTHER POST EMPLOYMENT BENEFITS (Continued)**

Disabled mortality assumptions for Members other than State Troopers were based upon the PubNS-2010 Disabled Retiree Table using 99 percent of the rates for all ages with generational projection using scale MP-2019.

Disabled mortality assumptions for State Troopers were based upon the unadjusted PubS-2010 Disabled Retiree Table with generational projection using scale MP-2019.

The mortality tables described above are generational mortality tables on a head-count weighted basis.

The following health care costs assumptions were updated and used in the roll forward calculation for the HCTF:

- Initial per capita health care costs for those PERACare enrollees under the PERA benefit structure who are expected to attain age 65 and older ages and are not eligible for premium-free Medicare Part A benefits were updated to reflect the change in costs for the 2020 plan year.
- The health care cost trend rates for Medicare Part A premiums were revised to reflect the then-current expectation of future increases in rates of inflation applicable to Medicare Part A premiums.

Actuarial assumptions pertaining to per capita health care costs and their related trend rates are analyzed and updated annually by the Board's actuary, as discussed above.

The long-term expected return on plan assets is reviewed as part of regular experience studies prepared every four to five years for PERA. Recently, this assumption has been reviewed more frequently. The most recent analyses were outlined in the Experience Study report dated October 28, 2020. As a result of the November 20, 2020, PERA Board meeting, the following economic assumptions were changed, effective December 31, 2020:

- Price inflation assumption decreased from 2.40 percent per year to 2.30 percent per year.
- Real rate of investment return assumption increased from 4.85 percent per year, net of investment expenses to 4.95 percent per year, net of investment expenses.
- Wage inflation assumption decreased from 3.50 percent per year to 3.00 percent per year.

Several factors are considered in evaluating the long-term rate of return assumption, including long-term historical data, estimates inherent in current market data, and a log-normal distribution analysis in which best-estimate ranges of expected future real rates of return (expected return, net of investment expense and inflation) were developed for each major asset class. These ranges were combined to produce the long-term expected rate of return by weighting the expected future real rates of return by the target asset allocation percentages and then adding expected inflation.

EAST OTERO SCHOOL DISTRICT NUMBER R-1
NOTES TO BASIC FINANCIAL STATEMENTS
June 30, 2021

NOTE 9 **OTHER POST EMPLOYMENT BENEFITS (Continued)**

The PERA Board first adopted the 7.25 percent long-term expected rate of return as of November 18, 2016. Following an asset/liability study, the Board reaffirmed the assumed rate of return at the Board's November 15, 2019, meeting, to be effective January 1, 2020. As of the most recent reaffirmation of the long-term rate of return, the target asset allocation and best estimates of geometric real rates of return for each major asset class are summarized in the table as follows:

Asset Class	Target Allocation	30 Year Expected Geometric Real Rate of Return
Global Equity	54.00%	5.60%
Fixed Income	23.00%	1.30%
Private Equity	8.50%	7.10%
Real Estate	8.50%	4.40%
Alternatives*	6.00%	4.70%
Total	100.00%	

*The Opportunity Fund's name changed to Alternatives, effective January 1, 2020

In setting the long-term expected rate of return, projections employed to model future returns provide a range of expected long-term returns that, including expected inflation, ultimately support a long-term expected nominal rate of return assumption of 7.25 percent.

Sensitivity of the East Otero School District Number R-1 proportionate share of the net OPEB liability to changes in the Health Care Cost Trend Rates. The following presents the net OPEB liability using the current health care cost trend rates applicable to the PERA benefit structure, as well as if it were calculated using health care cost trend rates that are one percentage point lower or one percentage point higher than the current rates:

	1% Decrease in Trend Rates	Current Trend Rates	1% Increase in Trend Rates
Initial PERACare Medicare trend rate	7.10%	8.10%	9.10%
Ultimate PERACare Medicare trend rate	3.50%	4.50%	5.50%
Initial Medicare Part A trend rate	2.50%	3.50%	4.50%
Ultimate Medicare Part A trend rate	3.50%	4.50%	5.50%
Net OPEB Liability	756,061	776,121	799,474

Discount rate. The discount rate used to measure the total OPEB liability was 7.25 percent. The projection of cash flows used to determine the discount rate applied the actuarial cost method and assumptions shown above. In addition, the following methods and assumptions were used in the projection of cash flows:

- Updated health care cost trend rates for Medicare Part A premiums as of the December 31, 2020, measurement date.

EAST OTERO SCHOOL DISTRICT NUMBER R-1
NOTES TO BASIC FINANCIAL STATEMENTS
June 30, 2021

NOTE 9 **OTHER POST EMPLOYMENT BENEFITS (Continued)**

- Total covered payroll for the initial projection year consists of the covered payroll of the active membership present on the valuation date and the covered payroll of future plan members assumed to be hired during the year. In subsequent projection years, total covered payroll was assumed to increase annually at a rate of 3.00 percent.
- Employer contributions were assumed to be made at rates equal to the fixed statutory rates specified in law and effective as of the measurement date.
- Employer contributions and the amount of total service costs for future plan members were based upon a process to estimate future actuarially determined contributions assuming an analogous future plan member growth rate.
- Estimated transfers of dollars into the HCTF representing a portion of purchase service agreements intended to cover the costs associated with OPEB benefits.
- Benefit payments and contributions were assumed to be made at the middle of the year.

Based on the above assumptions and methods, the HCTF's FNP was projected to make all projected future benefit payments of current members. Therefore, the long-term expected rate of return of 7.25 percent on OPEB plan investments was applied to all periods of projected benefit payments to determine the total OPEB liability. The discount rate determination does not use the municipal bond index rate, and therefore, the discount rate is 7.25 percent.

Sensitivity of the East Otero School District Number R-1 proportionate share of the net OPEB liability to changes in the discount rate. The following presents the proportionate share of the net OPEB liability calculated using the discount rate of 7.25 percent, as well as what the proportionate share of the net OPEB liability would be if it were calculated using a discount rate that is 1-percentage-point lower (6.25 percent) or 1-percentage-point higher (8.25 percent) than the current rate:

	1% Decrease (6.25%)	Current Discount Rate (7.25%)	1% Increase (8.25%)
Proportionate share of the net OPEB liability	889,061	776,121	679,623

OPEB plan fiduciary net position. Detailed information about the HCTF's fiduciary net position is available in PERA's Annual Report which can be obtained at www.copera.org/investments/pera-financial-reports.

NOTE 10 **RISK MANAGEMENT**

The District is exposed to various risks of loss related to torts, thefts of, damage to, or destruction of assets; errors or omissions; injuries to employees, or acts of God.

The District maintains commercial insurance for all risks of loss. Settled claims have not exceeded this commercial coverage in any of the past three fiscal years.

EAST OTERO SCHOOL DISTRICT NUMBER R-1
NOTES TO BASIC FINANCIAL STATEMENTS
June 30, 2021

NOTE 11 **COLORADO SCHOOL DISTRICT SELF INSURANCE POOL**

The District belongs to the Colorado School District's Self-Insurance Pool. The Pool was established by the Colorado Association of School Boards (CASB) to provide insurance coverage to participants in the areas of General Liability, Errors and Omissions, Automobile Liability, Auto Physical Damage, Auto Personal Injury Protection, Real and Personal Property, Crime, and other coverage. The Board of Directors is composed of nine persons; all of whom are appointed by the Board of Directors of CSDSIP. The Pool is managed by an executive director chosen by the Board of Directors. Each member's initial contribution and subsequent contributions are determined by the Pool based on factors including, but not limited to, the Aggregate Pool claims, the cost of Administrative and other operating expenses, the number of participants, the adequacy of both Operating and Reserve Funds and other factors touching on the status of the Pool or an individual participant, and as approved by the Colorado Insurance Commissioner.

As the District did not exercise oversight responsibility nor have sufficient control over Pool activities, the Pool is not a component unit of the District and only the District's share of contributions to the Pool is recorded as Expenditures in the Insurance Reserve Fund.

The District's share in the Pool is not determinable from current information, but is estimated to be less than 1%. The District's share, if calculated, would not be material to the Pool's financial information at June 30, 2021.

An audited summary of the Colorado School District's Pool financial information at June 30, 2020 and for the year then ended (latest information available) follows:

Total Assets	<u>50,982,972</u>
Total Liabilities	<u>23,141,059</u>
Total Equity	<u>27,841,913</u>
Revenue	31,306,454
Underwriting Expenses	<u>26,904,016</u>
Underwriting Gain (Loss)	<u>4,402,438</u>
Net Investment Income	1,580,789
Other Income	<u>-</u>
Net Income (Loss) Before Dividend	5,983,227
Dividend	<u>-</u>
Net Income	<u>5,983,227</u>
Transfer of Capital Contributions	<u>-</u>
Change in Non Admitted Assets	<u>48,913</u>
Return of Capital Contributions to Members	<u>-</u>
Unassigned Surplus	<u>27,841,913</u>

EAST OTERO SCHOOL DISTRICT NUMBER R-1
NOTES TO BASIC FINANCIAL STATEMENTS
June 30, 2021

NOTE 12 **SUMMARY DISCLOSURE OF SIGNIFICANT COMMITMENTS AND CONTINGENCIES**

Claims and Judgments - The District participates in a number of federal, state and county programs that are fully or partially funded by grants received from other governmental units. Expenditures financed by grants are subject to audit by the appropriate grantor government. If expenditures are disallowed due to noncompliance with grant program regulations, the District may be required to reimburse the grantor government. As of June 30, 2021, significant amounts of grant expenditures have not been audited by the grantor but the District believes that disallowed expenditures, if any, based on subsequent audits will not have a material effect on any of the individual government funds or the overall financial position of the District.

NOTE 13 **JOINT VENTURES**

Santa Fe Trail Board of Cooperative Educational Services (BOCES)

Not reflected in the accompanying financial statements is the District's participation in the Santa Fe Trail Board of Cooperative Educational Services (BOCES). The BOCES is an organization that provides member districts educational services at a shared lower cost per District.

The District has one member on the Board. The Board has final authority for all budgeting and financing of the joint venture. The District's share of the joint venture is not determinable at June 30, 2021. The joint venture summary audited financial information as of June 30, 2020 is as follows:

Assets	1,452,370
Deferred Outflows of Resources	1,158,812
Liabilities	4,789,930
Deferred Inflows of Resources	<u>3,230,860</u>
Net Position	<u>(5,409,608)</u>
Revenues	4,515,241
Expenditures	<u>3,414,433</u>
Excess (Deficiency)	<u>1,100,808</u>

The B.O.C.E.S. has no long term debt.

The equity interest of each member District is not known, nor is the change in such interest. The equity interest will be determined only at the disbanding of the B.O.C.E.S.

The BOCES is not included as a component unit of the District as the financial responsibility is minimal, there is no financial interdependency, the District does not have the ability to significantly influence the operations of the BOCES and the District is not accountable for fiscal matters of the BOCES.

Financial statements are filed annually with the Colorado State Auditor's Office.

EAST OTERO SCHOOL DISTRICT NUMBER R-1
NOTES TO BASIC FINANCIAL STATEMENTS
June 30, 2021

NOTE 14 **ACCRUED SALARIES AND BENEFITS**

Salaries and retirement benefits of certain contractually employed personnel are paid over a twelve month period from September to August, but are earned during a school year of approximately nine to ten months. The salaries and benefits earned, but unpaid, at June 30, 2021 are estimated to be \$678,273. Accordingly, the accrued compensation is reflected as a liability in the accompanying financial statements of the various funds.

NOTE 15 **COMPLIANCE WITH BUDGET LAWS**

The actual expenditures of the following funds exceeded their budget and may be in violation of Colorado Budget Law:

Building Capital Projects Fund	\$12,143
--------------------------------	----------

REQUIRED SUPPLEMENTARY INFORMATION

BUDGETARY COMPARISONS

PENSION TREND DATA

OTHER POST EMPLOYMENT BENEFIT TREND DATA

MAJOR GOVERNMENTAL FUNDS

General Fund

The General Fund accounts for all transactions of the District not accounted for in other funds. This fund represents an accounting for the District's ordinary operations financed from property taxes and other general revenues. It is the most significant fund in relation to the District's overall operations.

Special Revenue Funds

Special Revenue Funds account for the proceeds of specific revenue sources that are legally restricted to expenditures for specified purposes.

Grants Fund – This fund is provided to maintain a separate accounting for federal and state grant funded programs which normally have a different fiscal period than that of the District.

Pension Trend Data

Other Post Employment Benefits Trend Data

**EAST OTERO SCHOOL DISTRICT NUMBER R-1
GENERAL FUND
SCHEDULE OF REVENUES, EXPENDITURES AND
CHANGES IN FUND BALANCE
BUDGET AND ACTUAL
For the Year Ended June 30, 2021**

	<u>Budgeted Amounts</u> <u>Original & Final</u>	<u>Actual</u>	<u>Variance with</u> <u>Final Budget-</u> <u>Favorable</u> <u>(Unfavorable)</u>
<u>REVENUES</u>			
<u>Local Sources</u>			
Property Taxes	1,863,151	1,857,616	(5,535)
Specific Ownership Taxes	313,361	426,504	113,143
Earnings on Investments	25,000	16,312	(8,688)
Delinquent Taxes and Interest	11,000	5,510	(5,490)
Tuition/Concurrent Enrollment	200,000	368,202	168,202
Rental	15,000	3,981	(11,019)
Local Grants	200,000	86,344	(113,656)
Other	75,000	100,338	25,338
<u>County Sources</u>			
Mineral Leasing	-	85	85
<u>State Sources</u>			
Equalization	10,081,067	10,293,144	212,077
Gifted & Talented	-	-	-
Transportation	52,700	55,571	2,871
Read Act	68,581	42,980	(25,601)
Library Grant	5,000	1,500	(3,500)
State Mitigation Funds	-	17,726	17,726
Leveraging 5 th Day Grant	7,800	7,762	(38)
At Risk Funding	15,587	33,186	17,599
<u>Total Revenues</u>	<u>12,933,247</u>	<u>13,316,761</u>	<u>383,514</u>
<u>EXPENDITURES</u>			
<u>Instruction</u>	<u>7,462,442</u>	<u>6,763,705</u>	<u>698,737</u>
<u>Supporting Services:</u>			
Students	312,890	317,988	(5,098)
Instructional Staff	90,840	43,507	47,333
General Administration	340,757	319,529	21,228
School Administration	887,887	845,591	42,296
Business Services	121,342	108,502	12,840
Operations and Maintenance	1,641,546	1,642,959	(1,413)
Student Transportation	424,466	301,210	123,256
Central Support	804,380	723,801	80,579
Community Services	483,390	312,647	170,743
<u>Total Supporting Services</u>	<u>5,107,498</u>	<u>4,615,734</u>	<u>491,764</u>
<u>Appropriated Reserves</u>	<u>4,890,489</u>	<u>-</u>	<u>4,890,489</u>
<u>Total Expenditures</u>	<u>17,460,429</u>	<u>11,379,439</u>	<u>6,080,990</u>

The accompanying notes are an integral part of these financial statements.

**EAST OTERO SCHOOL DISTRICT NUMBER R-1
GENERAL FUND
SCHEDULE OF REVENUES, EXPENDITURES AND
CHANGES IN FUND BALANCE
BUDGET AND ACTUAL
For the Year Ended June 30, 2021**

	<u>Budgeted Amounts</u> <u>Original & Final</u>	<u>Actual</u>	<u>Variance with</u> <u>Final Budget-</u> <u>Favorable</u> <u>(Unfavorable)</u>
<u>Revenues Over (Under) Expenditures</u>	<u>(4,527,182)</u>	<u>1,937,322</u>	
<u>Other Financing Sources (Uses)</u>			
Insurance Proceeds	400,000	245,511	(154,489)
Transfers In (Out)	(1,935,000)	(1,715,863)	219,137
<u>Total Other Financing Source (Uses)</u>	<u>(1,535,000)</u>	<u>(1,470,352)</u>	<u>64,648</u>
<u>Revenues and Other Financing Sources Over</u> <u>(Under) Expenditures and Other Uses</u>	<u>(6,062,182)</u>	<u>466,970</u>	
<u>Non Appropriated Reserve</u>	-	-	
<u>FUND BALANCE, Beginning</u>	<u>6,062,182</u>	<u>6,059,684</u>	
<u>FUND BALANCE, Ending</u>	<u>-</u>	<u>6,526,654</u>	

The accompanying notes are an integral part of these financial statements.

**EAST OTERO SCHOOL DISTRICT NUMBER R-1
SCHEDULE OF REVENUES, EXPENDITURES AND
CHANGES IN FUND BALANCES – BUDGET AND ACTUAL
GRANTS – SPECIAL REVENUE FUND
For the Year Ended June 30, 2021**

	<u>Budget Amounts</u> <u>Original & Final</u>	<u>Actual</u>	<u>Variance with</u> <u>Final Budget-</u> <u>Favorable</u> <u>(Unfavorable)</u>
<u>REVENUES:</u>			
Local Sources	274,597	1,968	(272,629)
State Sources	0	408,268	408,268
Federal Sources	<u>1,679,865</u>	<u>2,342,433</u>	<u>662,568</u>
<u>Total Revenues</u>	<u>1,954,462</u>	<u>2,752,669</u>	<u>798,207</u>
<u>EXPENDITURES:</u>			
Current:			
Instruction	3,462,167	3,026,028	436,139
Student Support	521,549	525,644	(4,095)
Instructional Support	95,746	94,893	853
Other Support Services	-	1,967	(1,967)
<u>Total Expenditures</u>	<u>4,079,462</u>	<u>3,648,532</u>	<u>430,930</u>
<u>EXCESS OF REVENUES OVER</u>			
<u>EXPENDITURES</u>	<u>(2,125,000)</u>	<u>(895,863)</u>	
<u>OTHER FINANCING SOURCES (USES)</u>			
Operating Transfers In	<u>1,115,000</u>	<u>895,863</u>	<u>(219,137)</u>
<u>Total Financing Sources (Uses)</u>	<u>1,115,000</u>	<u>895,863</u>	<u>(219,137)</u>
<u>EXCESS OF REVENUES AND OTHER</u>			
<u>FINANCING SOURCES OVER (UNDER)</u>			
<u>EXPENDITURES AND OTHER USES</u>	<u>(1,010,000)</u>	<u>-</u>	
<u>FUND BALANCE, Beginning</u>	<u>1,010,000</u>	<u>-</u>	
<u>FUND BALANCE, Ending</u>	<u>-</u>	<u>-</u>	

The accompanying notes are an integral part of these financial statements.

EAST OTERO SCHOOL DISTRICT NUMBER R-1
SCHEDULE OF PROPORTIONATE SHARE OF NET PENSION LIABILITY
For The Last 10 Fiscal Years (As Available)

	<u>2021</u>	<u>2020</u>	<u>2019</u>	<u>2018</u>	<u>2017</u>	<u>2016</u>	<u>2015</u>	<u>2014</u>	<u>2013</u>	<u>2012</u>
Plan Measurement Date	12-31-20	12-31-19	12-31-18	12-31-17	12-31-16	12-31-15	12-31-14	12-31-13	-	-
District's proportion of the net pension liability (asset)	0.1421%	0.1230%	0.1184%	0.1300%	0.1284%	0.1274%	0.1398%	0.1414%	-	-
District's proportionate share of the net pension liability (asset)	\$21,347,707	\$18,374,064	\$20,965,058	\$42,047,103	\$38,220,488	\$19,491,524	\$18,945,018	\$18,040,214	-	-
State's proportionate share of the net pension liability associated with the District**	-	\$2,330,516	\$2,866,681	-	-	-	-	-	-	-
District's covered payroll	\$7,524,988	\$7,589,728	\$6,796,403	\$6,210,436	\$5,815,736	\$5,696,167	\$5,822,142	\$5,750,544	-	-
District's proportionate share of the net pension liability (asset) as a percentage of its covered payroll	284%	242%	308%	677%	657%	342%	325%	314%	-	-
Plan fiduciary net position as a percentage of the total pension liability	66.99%	64.52%	57.01%	43.96%	43.13%	59.16%	62.80%	64.06%	-	-

** A direct distribution provision to allocate funds from the State of Colorado budget to Colorado PERA on an annual basis began in July 2018 based on Senate Bill 18-200.

The accompanying notes are an integral part of these financial statements.

EAST OTERO SCHOOL DISTRICT NUMBER R-1
SCHEDULE OF DISTRICT CONTRIBUTIONS - PENSION
For The Last 10 Fiscal Years (As Available)

	<u>2021</u>	<u>2020</u>	<u>2019</u>	<u>2018</u>	<u>2017</u>	<u>2016</u>	<u>2015</u>	<u>2014</u>	<u>2013</u>	<u>2012</u>
Contractually required contributions	\$1,495,792	\$1,470,803	\$1,300,153	\$1,172,677	\$1,069,003	\$1,010,077	\$982,214	\$977,021	\$854,970	-
Contributions in relation to the contractually required contributions	<u>\$ (1,495,792)</u>	<u>\$ (1,470,803)</u>	<u>\$ (1,300,153)</u>	<u>\$ (1,172,677)</u>	<u>\$ (1,069,003)</u>	<u>\$ (1,010,077)</u>	<u>\$ (982,214)</u>	<u>\$ (977,021)</u>	<u>\$ (854,970)</u>	-
Contribution deficiency (excess)	\$ -	\$ -	\$ -	\$ -	\$ -	\$ -	\$ -	\$ -	\$ -	-
District's covered payroll	\$7,524,988	\$7,589,728	\$6,796,403	\$6,210,436	\$5,815,736	\$5,696,167	\$5,822,142	\$5,750,544	\$5,669,608	-
Contributions as a percentage of covered payroll	19.88%	19.38%	19.13%	18.88%	18.38%	17.73%	16.87%	16.99%	15.08%	-

The accompanying notes are an integral part of these financial statements.

EAST OTERO SCHOOL DISTRICT NUMBER R-1
SCHEDULE OF PROPORTIONATE SHARE OF NET OTHER POST EMPLOYMENT BENEFITS (OPEB) LIABILITY
For The Last 10 Fiscal Years (As Available)

	<u>2021</u>	<u>2020</u>	<u>2019</u>	<u>2018</u>	<u>2017</u>	<u>2016</u>	<u>2015</u>	<u>2014</u>	<u>2013</u>	<u>2012</u>
District's proportion of the net OPEB liability (asset)	0.0817%	0.0804%	0.0769%	0.0739%	0.0730%	-	-	-	-	-
District's proportionate share of the net OPEB liability (asset)	\$776,121	\$903,228	\$1,047,077	\$960,178	\$946,036	-	-	-	-	-
District's covered payroll	\$7,524,988	\$7,589,728	\$6,796,403	\$6,210,436	\$5,696,167	-	-	-	-	-
District's proportionate share of the net OPEB liability (asset) as a percentage of its covered payroll	10.31%	11.90%	15.41%	15.46%	16.61%	-	-	-	-	-
Plan fiduciary net position as a percentage of the total OPEB liability	32.78%	24.49%	17.03%	17.53%	16.71%	-	-	-	-	-

The accompanying notes are an integral part of these financial statements.

EAST OTERO SCHOOL DISTRICT NUMBER R-1
SCHEDULE OF DISTRICT CONTRIBUTIONS - OPEB
For The Last 10 Fiscal Years (As Available)

	<u>2021</u>	<u>2020</u>	<u>2019</u>	<u>2018</u>	<u>2017</u>	<u>2016</u>	<u>2015</u>	<u>2014</u>	<u>2013</u>	<u>2012</u>
Contractually required contributions	\$76,755	\$77,415	\$ 69,323	\$ 63,346	\$ 58,040	-	-	-	-	-
Contributions in relation to the contractually required contributions	<u>\$(76,755)</u>	<u>\$(77,415)</u>	<u>\$(69,323)</u>	<u>\$(63,346)</u>	<u>\$(58,040)</u>	-	-	-	-	-
Contribution deficiency (excess)	\$ -	\$ -	\$ -	\$ -	\$ -	-	-	-	-	-
District's covered payroll	\$7,524,988	\$7,589,728	\$6,796,403	\$6,210,436	\$5,696,167	-	-	-	-	-
Contributions as a percentage of covered payroll	1.02%	1.02%	1.02%	1.02%	1.02%	-	-	-	-	-

The accompanying notes are an integral part of these financial statements.

COMBINING AND INDIVIDUAL FUND STATEMENTS AND OTHER SCHEDULES

Bond Redemption Fund

Bond Redemption Debt Service Fund – Use to account for the accumulation of resources for, and the payment of, long-term general obligation debt principal, interest, and related costs.

NON MAJOR GOVERNMENTAL FUNDS

Special Revenue Funds

Special revenue funds account for revenues that are legally restricted to expenditures for specified purposes.

Student Activity Fund – This fund accounts for the financial activities associated with student support.

Food Service Fund – This fund accounts for all financial activities associated with the District's school breakfast and lunch programs.

Capital Project Funds

Capital Reserve Capital Project Fund – This fund accounts for the acquisition of sites, buildings, equipment and vehicles.

Building Capital Project Fund – This fund accounts for the construction and improvements of District buildings. Bond proceeds are used to finance these projects.

FIDUCIARY FUNDS

Fiduciary Fund Types

Agency Fund – PTO Fund – This fund is used to account for amounts held in a fiduciary capacity for organizations.

**EAST OTERO SCHOOL DISTRICT NUMBER R-1
SCHEDULE OF REVENUES, EXPENDITURES AND
CHANGES IN FUND BALANCES – BUDGET AND ACTUAL
BOND REDEMPTION DEBT SERVICE FUND
For the Year Ended June 30, 2021**

	<u>Budgeted Amounts</u> <u>Original & Final</u>	<u>Actual</u>	<u>Variance with</u> <u>Final Budget-</u> <u>Favorable</u> <u>(Unfavorable)</u>
<u>REVENUES</u>			
Property Tax Revenue	426,217	459,610	33,393
Specific Ownership Taxes	147,308	108,312	(38,996)
Delinquent Taxes & Interest	2,617	1,589	(1,028)
Interest Earnings	20,406	217	(20,189)
<u>Total Revenues</u>	<u>596,548</u>	<u>569,728</u>	<u>(26,820)</u>
<u>EXPENDITURES:</u>			
Debt Service:			
Principal Retirement	-	335,000	(335,000)
Interest and Fiscal Charges	87,507	113,424	(25,917)
Appropriated Reserve	1,517,112	-	1,517,112
<u>Total Expenditures</u>	<u>1,604,619</u>	<u>448,424</u>	<u>1,156,195</u>
<u>EXCESS OF REVENUES OVER</u>			
<u>EXPENDITURES</u>	<u>(1,008,071)</u>	<u>121,304</u>	
<u>FUND BALANCES, Beginning</u>	<u>1,008,071</u>	<u>1,140,227</u>	
<u>FUND BALANCES, Ending</u>	<u>-</u>	<u>1,261,531</u>	

The accompanying notes are an integral part of these financial statements.

EAST OTERO SCHOOL DISTRICT NUMBER R-1
COMBINING BALANCE SHEET
NONMAJOR GOVERNMENTAL FUNDS
June 30, 2021

	<u>Special Revenue Fund</u>		<u>Capital Projects</u>		<u>Total</u>
	<u>Student</u>	<u>Food</u>		<u>Capital</u>	<u>Non-Major</u>
	<u>Activity</u>	<u>Service</u>	<u>Building</u>	<u>Reserve</u>	<u>Governmental</u>
					<u>Funds</u>
<u>ASSETS</u>					
Cash & Investments	144,348	531,102	94,764	366,759	1,136,973
Accounts Receivable	-	2,749	-	-	2,749
Accrued Revenue	-	226,167	-	-	226,167
Inventories	-	47,777	-	-	47,777
Due From Other Funds	-	7,181	59	-	7,240
<u>Total Assets</u>	<u>144,348</u>	<u>814,976</u>	<u>94,823</u>	<u>366,759</u>	<u>1,420,906</u>
<u>LIABILITIES AND FUND</u>					
<u>BALANCES</u>					
<u>Liabilities:</u>					
Accounts Payable	-	75,192	-	6,584	81,776
Accrued Salaries	-	-	-	-	-
Due To Other Funds	8,555	-	-	-	-
Deferred Revenue	-	-	-	-	-
<u>Total Liabilities</u>	<u>8,555</u>	<u>75,192</u>	<u>-</u>	<u>6,584</u>	<u>90,331</u>
<u>Fund Balances:</u>					
Nonspendable:					
Inventories	-	47,777	-	-	47,777
Restricted for:					
Capital Outlay	-	-	94,823	-	94,823
Food Service	-	692,007	-	-	692,007
Committed for:					
Capital Outlay	-	-	-	360,175	360,175
Assigned for:					
Pupil Activities	135,793	-	-	-	135,793
Unassigned:					
Capital Outlay	-	-	-	-	-
<u>Total Fund Balances</u>	<u>135,793</u>	<u>739,784</u>	<u>94,823</u>	<u>360,175</u>	<u>1,330,575</u>
<u>TOTAL LIABILITIES & FUND</u>					
<u>BALANCES</u>	<u>144,348</u>	<u>814,976</u>	<u>94,823</u>	<u>366,759</u>	<u>1,420,906</u>

The accompanying notes are an integral part of these financial statements.

EAST OTERO SCHOOL DISTRICT NUMBER R-1
COMBINING STATEMENT OF REVENUES, EXPENDITURES AND
CHANGES IN FUND BALANCES
NONMAJOR GOVERNMENTAL FUNDS
For the Year Ended June 30, 2021

	<u>Special Revenue Fund</u>		<u>Capital Projects</u>		<u>Total</u>
	<u>Student</u>	<u>Food</u>		<u>Capital</u>	<u>Non-Major</u>
	<u>Activity</u>	<u>Service</u>	<u>Building</u>	<u>Reserve</u>	<u>Governmental</u>
					<u>Funds</u>
<u>ASSETS</u>					
Local Sources	174,233	21,427	111	-	195,771
State Sources	-	6,761	-	-	6,761
Federal Sources	-	1,787,563	-	-	1,787,563
<u>Total Revenues</u>	<u>174,233</u>	<u>1,815,751</u>	<u>111</u>	<u>-</u>	<u>1,990,095</u>
<u>EXPENDITURES</u>					
Current:					
Instruction	218,506	-	-	-	218,506
Support Services:					
Transportation	-	-	-	-	-
Central Support Services	-	-	-	-	-
Food Services	-	1,432,586	-	-	1,432,586
Capital Outlay	-	-	12,143	436,725	448,868
Debt Service	-	-	-	-	-
<u>Total Expenditures</u>	<u>218,506</u>	<u>1,432,586</u>	<u>12,143</u>	<u>436,725</u>	<u>2,099,960</u>
<u>EXCESS (DEFICIENCY) OF</u>					
<u>REVENUES OVER (UNDER)</u>					
<u>EXPENDITURES</u>	<u>(44,273)</u>	<u>383,165</u>	<u>(12,032)</u>	<u>(436,725)</u>	<u>(109,865)</u>
<u>OTHER FINANCING SOURCES</u>					
<u>(USES)</u>					
Insurance Proceeds	-	7,181	-	-	7,181
Food Loss	-	(9,681)	-	-	(9,681)
Transfers in (Out)	20,000	-	-	800,000	820,000
<u>Total Other Financing Sources</u>					
<u>(Uses)</u>	<u>20,000</u>	<u>(2,500)</u>	<u>-</u>	<u>800,000</u>	<u>817,500</u>
<u>NET CHANGE IN FUND</u>					
<u>BALANCES</u>	<u>(24,273)</u>	<u>380,665</u>	<u>(12,032)</u>	<u>363,275</u>	<u>707,635</u>
<u>FUND BALANCES, Beginning</u>	<u>160,066</u>	<u>359,119</u>	<u>106,855</u>	<u>(3,100)</u>	<u>622,940</u>
<u>FUND BALANCES, Ending</u>	<u>135,793</u>	<u>739,784</u>	<u>94,823</u>	<u>360,175</u>	<u>1,330,575</u>

The accompanying notes are an integral part of these financial statements.

**EAST OTERO SCHOOL DISTRICT NUMBER R-1
SCHEDULE OF REVENUES, EXPENDITURES AND
CHANGES IN FUND BALANCES – BUDGET AND ACTUAL
STUDENT ACTIVITY – SPECIAL REVENUE FUND
For the Year Ended June 30, 2021**

	<u>Budgeted Amounts</u> <u>Original & Final</u>	<u>Actual</u>	<u>Variance with</u> <u>Final Budget-</u> <u>Favorable</u> <u>(Unfavorable)</u>
<u>REVENUES:</u>			
Local Revenues	<u>276,500</u>	<u>174,233</u>	<u>(102,267)</u>
<u>Total Revenues</u>	<u>276,500</u>	<u>174,233</u>	<u>(102,267)</u>
<u>EXPENDITURES</u>			
Instructional	<u>276,500</u>	<u>218,506</u>	<u>57,994</u>
Appropriated Reserve	<u>139,176</u>	<u>-</u>	<u>139,176</u>
<u>Total Expenditures</u>	<u>415,676</u>	<u>218,506</u>	<u>197,170</u>
<u>EXCESS OF REVENUES OVER</u>			
<u>(UNDER) EXPENDITURES</u>	<u>(139,176)</u>	<u>(44,273)</u>	
<u>OTHER FINANCING SOURCES (USES)</u>			
Operating Transfers (Out)	<u>-</u>	<u>20,000</u>	<u>20,000</u>
<u>Total Other Financing Sources (Uses)</u>	<u>-</u>	<u>20,000</u>	<u>20,000</u>
<u>EXCESS OF REVENUES AND OTHER</u>			
<u>FINANCING SOURCES OVER (UNDER)</u>			
<u>EXPENDITURES AND OTHER USES</u>	<u>(139,176)</u>	<u>(24,273)</u>	
<u>FUND BALANCE, Beginning</u>	<u>139,176</u>	<u>160,066</u>	
<u>FUND BALANCE, Ending</u>	<u>-</u>	<u>135,793</u>	

The accompanying notes are an integral part of these financial statements.

**EAST OTERO SCHOOL DISTRICT NUMBER R-1
SCHEDULE OF REVENUES, EXPENDITURES AND
CHANGES IN FUND BALANCE - BUDGET AND ACTUAL
FOOD SERVICE – SPECIAL REVENUE FUND
For the Year Ended June 30, 2021**

	<u>Budget Amounts</u> <u>Original & Final</u>	<u>Actual</u>	<u>Variance with</u> <u>Final Budget-</u> <u>Favorable</u> <u>(Unfavorable)</u>
<u>REVENUES</u>			
<u>Local Sources</u>			
Food Sales	<u>78,000</u>	<u>21,427</u>	<u>(56,573)</u>
<u>Total Local Sources</u>	<u>78,000</u>	<u>21,427</u>	<u>(56,573)</u>
<u>State Sources</u>			
State Match	6,500	6,761	261
Smart Start	93	-	(93)
PK-2 Reduced Breakfast	<u>961</u>	<u>-</u>	<u>(961)</u>
<u>Total State Sources</u>	<u>7,554</u>	<u>6,761</u>	<u>(793)</u>
<u>Federal Sources</u>			
School Lunches	910,000	1,653,314	743,314
CACFP Reimbursement	-	70,157	70,157
Fresh Fruits and Vegetables	50,000	21,864	(28,136)
Commodities	<u>40,000</u>	<u>42,228</u>	<u>2,228</u>
<u>Total Federal Sources</u>	<u>1,000,000</u>	<u>1,787,563</u>	<u>787,563</u>
<u>TOTAL REVENUES</u>	<u>1,085,554</u>	<u>1,815,751</u>	<u>730,197</u>
<u>EXPENDITURES</u>			
<u>Food Services</u>			
Contracted Services	632,478	719,054	(86,576)
Repairs & Maintenance	-	52	(52)
Supplies	16,300	51,877	(35,577)
Food Expense	418,118	641,197	(223,079)
Commodities	5,000	67	4,933
Miscellaneous	5,000	20,339	(15,339)
Appropriated Reserve	<u>367,776</u>	<u>-</u>	<u>367,776</u>
<u>TOTAL EXPENDITURES</u>	<u>1,444,672</u>	<u>1,432,586</u>	<u>12,086</u>
<u>REVENUES OVER (UNDER)</u>			
<u>EXPENDITURES</u>	<u>(359,118)</u>	<u>383,165</u>	
<u>OTHER FINANCING SOURCES (USES)</u>			
Insurance Proceeds	-	7,181	7,181
Food Loss	-	<u>(9,681)</u>	<u>(9,681)</u>
<u>TOTAL OTHER FINANCING SOURCES (USES)</u>	<u>-</u>	<u>(2,500)</u>	<u>(2,500)</u>
<u>REVENUES OVER (UNDER) OTHER FINANCING</u>			
<u>SOURCES (USES) AND EXPENDITURES</u>	<u>(359,118)</u>	<u>380,665</u>	
<u>FUND BALANCE, Beginning</u>	<u>359,118</u>	<u>359,119</u>	
<u>FUND BALANCE, Ending</u>	<u>-</u>	<u>739,784</u>	

The accompanying notes are an integral part of these financial statements.

**EAST OTERO SCHOOL DISTRICT NUMBER R-1
SCHEDULE OF REVENUES, EXPENDITURES AND
CHANGES IN FUND BALANCES – BUDGET AND ACTUAL
CAPITAL RESERVE – CAPITAL PROJECTS FUND
For the Year Ended June 30, 2021**

	<u>Budgeted Amounts</u> <u>Original & Final</u>	<u>Actual</u>	<u>Variance with</u> <u>Final Budget-</u> <u>Favorable</u> <u>(Unfavorable)</u>
<u>REVENUES:</u>			
Other	-	-	-
<u>Total Revenues</u>	<u>-</u>	<u>-</u>	<u>-</u>
<u>EXPENDITURES</u>			
Purchased Services-Other	-	14,500	(14,500)
Land Improvements	500,000	-	500,000
Equipment	50,000	50,504	(504)
Buildings	150,000	371,721	(221,721)
Debt Service:			
Appropriated Reserve	<u>100,000</u>	<u>-</u>	<u>100,000</u>
<u>Total Expenditures</u>	<u>800,000</u>	<u>436,725</u>	<u>363,275</u>
<u>EXCESS (DEFICIENCY) OF REVENUES</u>			
<u>OVER (UNDER) EXPENDITURES</u>	<u>(800,000)</u>	<u>(436,725)</u>	
<u>OTHER FINANCINE SOURCES (USES)</u>			
Transfers In (Out)	<u>800,000</u>	<u>800,000</u>	<u>-</u>
<u>Total Other Financing Sources (Uses)</u>	<u>800,000</u>	<u>800,000</u>	<u>-</u>
<u>NET CHANGE IN FUND BALANCES</u>	<u>-</u>	<u>363,275</u>	
<u>FUND BALANCE, Beginning</u>	<u>-</u>	<u>(3,100)</u>	
<u>FUND BALANCE, Ending</u>	<u>-</u>	<u>360,175</u>	

The accompanying notes are an integral part of these financial statements.

EAST OTERO SCHOOL DISTRICT NUMBER R-1
SCHEDULE OF REVENUES, EXPENDITURES AND
CHANGES IN FUND BALANCE - BUDGET AND ACTUAL
BUILDING FUND
For the Year Ended June 30, 2021

	<u>Budgeted Amounts</u> <u>Original & Final</u>	<u>Actual</u>	<u>Variance with</u> <u>Final Budget-</u> <u>Favorable</u> <u>(Unfavorable)</u>
<u>REVENUES</u>			
Earnings on Investments	-	111	111
<u>Total Revenues</u>	<u>-</u>	<u>111</u>	<u>111</u>
<u>EXPENDITURES</u>			
Building and Improvements	-	12,143	(12,143)
<u>Total Expenditures</u>	<u>-</u>	<u>12,143</u>	<u>(12,143)</u>
<u>REVENUES OVER (UNDER)</u>			
<u>EXPENDITURES</u>	<u>-</u>	<u>(12,032)</u>	
<u>FUND BALANCE, Beginning</u>	<u>-</u>	<u>106,855</u>	
<u>FUND BALANCE, Ending</u>	<u>-</u>	<u>94,823</u>	

The accompanying notes are an integral part of these financial statements.

**EAST OTERO SCHOOL DISTRICT NUMBER R-1
SCHEDULE OF CHANGES IN RECEIPTS
AND DISBURSEMENTS - BUDGET AND ACTUAL
FIDUCIARY FUNDS
For the Year Ended June 30, 2021**

	Custodial Funds		
	PTO		
	Budgeted Amounts Original & Final	Actual	Variance with Final Budget- Favorable (Unfavorable)
ADDITIONS			
Local Receipts	71,190	10,951	(60,239)
Total Additions	71,190	10,951	(60,239)
DEDUCTIONS			
Disbursements PTO	71,190	39,559	31,631
Operating Reserve	39,676	-	39,676
Total Deductions	110,866	39,559	71,307
CHANGES IN NET POSITION	(39,676)	(28,608)	
NET POSITION, Beginning	39,676	68,422	
NET POSITION, Ending	-	39,814	

The accompanying notes are an integral part of these financial statements.

STATE REQUIRED SCHEDULES

Auditor's Integrity Report (Revenues, Expenditures, and Fund Balance by Fund)

Bolded Balance Sheet Report



Colorado Department of Education
Auditors Integrity Report
District: 2520 - East Otero R-1
Fiscal Year 2020-21
Colorado School District/BOCES

Revenues, Expenditures, & Fund Balance by Fund

Fund Type & Number	Beg Fund Balance & Prior Per Adj (6880*)	1000 - 5999 Total Revenues & Other Sources	0001-0999 Total Expenditures & Other Uses	6700-6799 & Prior Per Adj (6880*) Ending Fund Balance
Governmental				
10 General Fund	5,960,477	11,107,824	10,513,210	6,555,091
18 Risk Mgmt Sub-Fund of General Fund	0	315,989	315,989	0
19 Colorado Preschool Program Fund	99,207	472,596	550,240	-28,437
Sub-Total	6,059,684	11,896,409	11,379,439	6,526,654
11 Charter School Fund	0	0	0	0
20-26-29 Special Revenue Fund	0	0	0	0
36 Supplemental Cap Const. Tech. Main. Fund	0	0	0	0
07 Total Program Reserve Fund	0	0	0	0
21 Food Service Spec Revenue Fund	359,119	1,822,932	1,442,267	739,784
22 Govt Designated-Purpose Grants Fund	0	3,648,532	3,648,532	0
23 Pupil Activity Special Revenue Fund	160,066	194,233	218,506	135,793
24 Full Day Kindergarten Mill Levy Override	0	0	0	0
25 Transportation Fund	0	0	0	0
31 Bond Redemption Fund	1,140,227	569,728	448,424	1,261,531
39 Certificate of Participation (COP) Debt Service Fund	0	0	0	0
41 Building Fund	106,955	111	12,143	94,823
42 Special Building Fund	0	0	0	0
43 Capital Reserve Capital Projects Fund	-3,100	800,000	436,725	360,176
46 Supplemental Cap Const. Tech. Main Fund	0	0	0	0
Totals	7,872,851	16,861,415	17,596,704	8,118,753
Proprietary				
50 Other Enterprise Funds	0	0	0	0
64-65 Risk-Related Activity Fund	0	0	0	0
60-65-69 Other Internal Service Funds	0	0	0	0
Totals	0	0	0	0
Fiduciary				
70 Other Trust and Agency Funds	0	0	0	0
72 Private Purpose Trust Fund	0	0	0	0
73 Agency Fund	0	0	0	0
74 Pupil Activity Agency Fund	68,422	10,051	39,559	38,914
79 GASB 34 Permanent Fund	0	0	0	0
85 Fluctuations	0	0	0	0
Totals	68,422	10,051	39,559	38,914
FINAL				



Colorado Department of Education
Bolded Balance Sheet Report
 District: 2520 - East Otero R-1
 Fiscal Year 2020-21
 Colorado School District/BOCES

ASSETS	Governmental							Proprietary					Fiduciary		Totals	
	General Funds 10.12-18	Charter School Fund 11	Preschool Fund 19	Special Revenue Funds 20-22-29	Supplemental Cap Const Fund 06	Total Program Reserve Fund 07	Food Service Special Revenue Fund 21	Debt Service Funds 30-39	Capital Projects Funds 40-45,47-49	Supplemental Cap Const Fund 46	Other Enterprise Funds 50-52-59	Risk-Related Activity Funds 63-64	Other Internal Service Funds 60	Trust & Agency Funds 70-79		Foundations Fund 85
Cash and Investments (8100-8104,8111)	7,271,629	0	-28,437	415,649	0	0	531,102	1,199,339	461,523	0	0	0	0	39,814	0	9,890,620
Cash with Fiscal Agent (8105)	211,212	0	0	0	0	0	0	52,260	0	0	0	0	0	0	0	263,472
Other Investment Accounts (8112-8115)	0	0	0	0	0	0	0	0	0	0	0	0	0	0	0	0
Taxes Receivable (8121,8122)	82,567	0	0	0	0	0	0	20,386	0	0	0	0	0	0	0	102,953
Interfund Loans Receivable (8131,8132)	8,496	0	0	0	0	0	7,181	0	60	0	0	0	0	0	0	15,737
Grants Accounts Receivable (8142)	0	0	0	66,749	0	0	226,167	0	0	0	0	0	0	0	0	292,917
Other Receivables (8151-8154,8161)	202,241	0	0	0	0	0	2,749	0	0	0	0	0	0	0	0	204,990
Inventories (8171,8172,8173)	0	0	0	0	0	0	47,777	0	0	0	0	0	0	0	0	47,777
Machinery and Equipment (8241,8242,8251)	0	0	0	0	0	0	0	0	0	0	0	0	0	0	0	0
Total Assets	7,776,145	0	-28,437	482,398	0	0	814,976	1,271,985	461,583	0	0	0	0	39,814	0	10,818,465

	Governmental						Proprietary					Fiduciary				
	General Funds 10,12-18	Charter School Fund 11	Preschool Fund 19	Special Revenue Funds 20, 22-29	Supplemental Cap Const Fund 06	Total Program Reserve Fund 07	Food Service Special Revenue Fund 21	Debt Service Funds 30-39	Capital Projects Funds 40-45, 47-49	Supplemental Cap Const Fund 46	Other Enterprise Funds 50, 52-59	Risk-Related Activity Funds 63-64	Other Internal Service Funds 60	Trust & Agency Funds 70-79	Foundations Fund 85	Totals
LIABILITIES & FUND EQUITY																
LIABILITIES																
Interfund Payables (7401-7402)	7,181	0	0	8,555	0	0	0	0	0	0	0	0	0	0	0	15,737
Other Payables (7421-7423)	488,239	0	0	0	0	0	75,192	0	6,584	0	0	0	0	0	0	570,014
Contracts Payable (7431-7433)	0	0	0	0	0	0	0	0	0	0	0	0	0	0	0	0
Accrued Expenses (7461)	506,689	0	0	171,017	0	0	0	0	0	0	0	0	0	0	0	677,706
Payroll Ded. and Withholdings (7471-7473)	567	0	0	0	0	0	0	0	0	0	0	0	0	0	0	567
Unearned Revenue (7481)	0	0	0	0	0	0	0	0	0	0	0	0	0	0	0	0
Grants Deferred Revenue (7482)	174,738	0	0	167,033	0	0	0	0	0	0	0	0	0	0	0	341,771
Deferred Inflow (7800)	43,640	0	0	0	0	0	0	10,454	0	0	0	0	0	0	0	54,094
Total Liabilities	1,221,054	0	0	346,605	0	0	75,192	10,454	6,584	0	0	0	0	0	0	1,659,889

Governmental

Proprietary

Fiduciary

FUND EQUITY

	General Funds 10,12-18	Charter School Fund 11	Preschool Fund 19	Special Revenue Funds 20, 22-29	Supplemental Cap Const Fund 06	Total Program Reserve Fund 07	Food Service Special Revenue Fund 21	Debt Service Funds 30-39	Capital Projects Funds 40-45, 47-49	Supplemental Cap Const Fund 46	Other Enterprise Funds 50, 52-59	Risk-Related Activity Funds 63-64	Other Internal Service Funds 60, 70-79	Foundations Fund 85	Totals
Non-spendable Fund Balance 6710	0	0	0	0	0	0	47,777	0	0	0	0	0	0	0	47,777
Restricted Fund Balance 6720	0	0	0	0	0	0	682,008	1,261,531	94,823	0	0	0	0	0	2,048,362
TABOR 3% Emergency Reserve 6721	421,350	0	0	0	0	0	0	0	0	0	0	0	0	0	421,350
TABOR Multi-Year 6722	0	0	0	0	0	0	0	0	0	0	0	0	0	0	0
Disfranchisement Reserve (letter of credit or real estate) 6723	0	0	0	0	0	0	0	0	0	0	0	0	0	0	0
Colorado Preschool Program (CPP) Reserve 6724	0	0	-28,437	0	0	0	0	0	0	0	0	0	0	0	-28,437
Full-Day Kindergarten Reserve 6725	0	0	0	0	0	0	0	0	0	0	0	0	0	0	0
Risk-Related / Restricted Capital Reserve 6726	0	0	0	0	0	0	0	0	0	0	0	0	0	0	0
BEST Capital Reserve 6727	0	0	0	0	0	0	0	0	0	0	0	0	0	0	0
Total Program Reserve 6728	0	0	0	0	0	0	0	0	0	0	0	0	0	0	0
Committed Fund Balance 6750	0	0	0	0	0	0	0	0	360,176	0	0	0	0	0	360,176
Assigned Fund Balance 6760	0	0	0	135,793	0	0	0	0	0	0	0	0	0	0	135,793
Unassigned Fund Balance 6770	6,133,741	0	0	0	0	0	0	0	0	0	0	0	0	0	6,173,556
Invested in Capital Assets, Net of Related Debt 6790	0	0	0	0	0	0	0	0	0	0	0	0	39,814	0	39,814
Restricted Net Assets 6791	0	0	0	0	0	0	0	0	0	0	0	0	0	0	0
Unrestricted Net Assets 6792	0	0	0	0	0	0	0	0	0	0	0	0	0	0	0
Prior Period Adjustment 6880	0	0	0	0	0	0	0	0	0	0	0	0	0	0	0
Total Fund Equity	6,555,091	0	-28,437	135,793	0	0	739,785	1,261,531	454,999	0	0	0	39,814	0	9,158,576

	General Funds 10,12-18	Charter School Fund 11	Preschool Fund 19	Special Revenue Funds 20, 22-29	Supplemental Cap Const Fund 06	Total Program Reserve Fund 07	Food Service Special Revenue Fund 21	Debt Service Funds 30-39	Capital Projects Funds 40-45, 47-49	Supplemental Cap Const Fund 46	Other Enterprise Funds 50, 52-59	Risk-Related Activity Funds 63-64	Other Internal Service Funds 60, 70-79	Foundations Fund 85	Totals
Total Liabilities & Fund Equity	7,776,145	0	-28,437	482,398	0	0	814,976	1,271,985	451,583	0	0	0	39,814	0	10,818,465

	General Funds 10,12-18	Charter School Fund 11	Preschool Fund 19	Special Revenue Funds 20, 22-29	Supplemental Cap Const Fund 06	Total Program Reserve Fund 07	Food Service Special Revenue Fund 21	Debt Service Funds 30-39	Capital Projects Funds 40-45, 47-49	Supplemental Cap Const Fund 46	Other Enterprise Funds 50, 52-59	Risk-Related Activity Funds 63-64	Other Internal Service Funds 60, 70-79	Foundations Fund 85	Totals
Total Liabilities & Fund Equity	7,776,145	0	-28,437	482,398	0	0	814,976	1,271,985	451,583	0	0	0	39,814	0	10,818,465

For Each Fund Type:
Do Assets=Liability+Fund Equity

Yes Yes Yes Yes Yes Yes Yes Yes Yes Yes Yes Yes Yes Yes Yes

SINGLE AUDIT SECTION

164 E. MAIN
TRINIDAD, COLORADO 81082
(719) 846-9241 FAX (719) 846-3352

**INDEPENDENT AUDITOR'S REPORT ON INTERNAL CONTROL
OVER FINANCIAL REPORTING AND ON COMPLIANCE
AND OTHER MATTERS BASED ON AN AUDIT OF FINANCIAL STATEMENTS
PERFORMED IN ACCORDANCE WITH *GOVERNMENT AUDITING STANDARDS***

**To the Board of Education
East Otero School District Number R-1
La Junta, Colorado 81050**

We have audited, in accordance with the auditing standards generally accepted in the United States of America and the standards applicable to financial audits contained in *Government Auditing Standards* issued by the Comptroller General of the United States, the financial statements of the governmental activities, each major fund and the aggregate remaining fund information of East Otero School District Number R-1 as of and for the year ended June 30, 2021, and the related notes to the financial statements, which collectively comprise East Otero School District Number R-1's basic financial statements, and have issued our report thereon dated February 15, 2022.

Internal Control Over Financial Reporting

In planning and performing our audit of the financial statements, we considered East Otero School District Number R-1's internal control over financial reporting (internal control) to determine the audit procedures that are appropriate in the circumstances for the purpose of expressing our opinions on the financial statements, but not for the purpose of expressing an opinion on the effectiveness of the East Otero School District Number R-1's internal control. Accordingly, we do not express an opinion on the effectiveness of the East Otero School District Number R-1's internal control.

A *deficiency in internal control* exists when the design or operation of a control does not allow management or employees, in the normal course of performing their assigned functions, to prevent, or detect and correct misstatements on a timely basis. A *material weakness* is a deficiency, or a combination of deficiencies, in internal control such that there is a reasonable possibility that a material misstatement of the entity's financial statements will not be prevented, or detected and corrected on a timely basis. A significant deficiency is a deficiency, or a combination of deficiencies, in internal control that is less severe than a material weakness, yet important enough to merit attention by those charged with governance.

Our consideration of internal control was for the limited purpose described in the first paragraph of this section and was not designed to identify all deficiencies in internal control that might be material weaknesses or significant deficiencies. Given these limitations, during our audit we did not identify any deficiencies in internal control that we consider to be material weaknesses. However, material weaknesses may exist that have not been identified.

Compliance and Other Matters

As part of obtaining reasonable assurance about whether East Otero School District Number R-1's financial statements are free from material misstatement, we performed tests of its compliance with certain provisions of laws, regulations, contracts, and grant agreements, noncompliance with which could have a direct and material effect on the financial statement. However, providing an opinion on compliance with those provisions was not an objective of our audit, and accordingly, we do not express such an opinion. The results of our tests disclosed no instances of noncompliance or other matters that are required to be reported under *Government Auditing Standards*.

Purpose of this Report

The purpose of this report is solely to describe the scope of our testing of internal control and compliance and the results of that testing, and not to provide an opinion on the effectiveness of the entity's internal control or on compliance. This report is an integral part of an audit performed in accordance with *Government Auditing Standards* in considering the entity's internal control and compliance. Accordingly, this communication is not suitable for any other purpose.

Dizon, Waller & Co., Inc.

February 15, 2022

164 E. MAIN
TRINIDAD, COLORADO 81082
(719) 846-9241 FAX (719) 846-3352

**INDEPENDENT AUDITOR'S REPORT ON COMPLIANCE
FOR EACH MAJOR PROGRAM AND ON INTERNAL CONTROL
OVER COMPLIANCE REQUIRED BY UNIFORM GUIDANCE**

To the Board of Education
East Otero School District Number R-1
La Junta, Colorado 81050

Report on Compliance for Each Major Federal Program

We have audited East Otero School District Number R-1's compliance with the types of compliance requirements described in the *OMB Compliance Supplement* that could have a direct and material effect on each of East Otero School District Number R-1's major federal programs for the year ended June 30, 2021. East Otero School District Number R-1's major federal programs are identified in the summary of auditor's results section of the accompanying schedule of findings and questioned costs.

Management's Responsibility

Management is responsible for compliance with the requirements of laws, regulations, contracts, and grants applicable to its federal programs.

Auditor's Responsibility

Our responsibility is to express an opinion on compliance for each of East Otero School District Number R-1's major federal programs based on our audit of the types of compliance requirements referred to above. We conducted our audit of compliance in accordance with auditing standards generally accepted in the United States of America; the standards applicable to financial audits contained in *Government Auditing Standards*, issued by the Comptroller General of the United States; and the audit requirements of Title 2 U.S. Code of Federal Regulations Part 200, *Uniform Administrative Requirements, Cost Principles, and Audit Requirements for Federal Awards* (Uniform Guidance). Those standards and Uniform Guidance require that we plan and perform the audit to obtain reasonable assurance about whether noncompliance with the types of compliance requirements referred to above that could have a direct and material effect on a major federal program occurred. An audit includes examining, on a test basis, evidence about East Otero School District Number R-1's compliance with those requirements and performing such other procedures as we considered necessary in the circumstances.

We believe that our audit provides a reasonable basis for our opinion on compliance for each major federal program. However, our audit does not provide a legal determination of East Otero School District Number R-1's compliance.

Opinion on Each Major Federal Program

In our opinion, East Otero School District Number R-1 complied, in all material respects, with the types of compliance requirements referred to above that could have a direct and material effect on each of its major federal programs for the year ended June 30, 2021.

Report on Internal Control Over Compliance

Management of East Otero School District Number R-1 is responsible for establishing and maintaining effective internal control over compliance with the types of compliance requirements referred to above. In planning and performing our audit of compliance, we considered East Otero School District Number R-1's internal control over compliance with the types of requirements that could have a direct and material effect on each major federal program to determine the auditing procedures that are appropriate in the circumstances for the purpose of expressing an opinion on compliance for each major federal program and to test and report on internal control over compliance in accordance with Uniform Guidance, but not for the purpose of expressing an opinion on the effectiveness of internal control over compliance. Accordingly, we do not express an opinion on the effectiveness of East Otero School District Number R-1's internal control over compliance.

A deficiency in internal control over compliance exists when the design or operation of a control over compliance does not allow management or employees, in the normal course of performing their assigned functions, to prevent or detect and correct, noncompliance with a type of compliance requirement of a federal program on a timely basis. *A material weakness in internal control over compliance* is a deficiency, or combination of deficiencies, in internal control over compliance, such that there is a reasonable possibility that material noncompliance with a type of compliance requirement of a federal program will not be prevented, or detected and corrected, on a timely basis. A *significant deficiency in internal control over compliance* is a deficiency, or a combination of deficiencies, in internal control over compliance with a type of compliance requirement of a federal program that is less severe than a material weakness in internal control over compliance, yet important enough to merit attention by those charged with governance.

Our consideration of internal control over compliance was for the limited purpose described in the first paragraph of this section and was not designed to identify all deficiencies in internal control over compliance that might be material weaknesses or significant deficiencies. We did not identify any deficiencies in internal control over compliance that we consider to be material weaknesses. However, material weaknesses may exist that have not been identified.

The purpose of this report on internal control over compliance is solely to describe the scope of our testing of internal control over compliance and the results of that testing based on the requirements of Uniform Guidance. Accordingly, this report is not suitable for any other purpose.


February 15, 2022

**EAST OTERO SCHOOL DISTRICT NUMBER R-1
SCHEDULE OF FINDINGS AND QUESTIONED COSTS
For the Year Ended June 30, 2021**

SECTION I - SUMMARY OF AUDITOR'S RESULTS

FINANCIAL STATEMENTS

Auditor's Report

An unmodified report has been issued on the financial statements of East Otero School District Number R-1

Internal Control Over Financial Reporting

No conditions were disclosed by the audit that are considered to be a material weakness.
No significant deficiencies not considered a material weakness were identified.

Noncompliance Material to Financial Statements

No instances of noncompliance in amounts material to the financial statements of East Otero School District Number R-1 were disclosed by the audit.

Federal Awards

Internal Control Over Major Programs

No conditions were disclosed by the audit that are considered to be a material weakness.
No significant deficiencies not considered a material weakness were identified.

Auditor's Report on Compliance for Major Programs

An unmodified report has been issued on East Otero School District Number R-1 Compliance for Major Programs.

Audit Findings

Audit findings requiring disclosure in accordance with 2 CFR Section 200.516(a) were not disclosed by the audit.

Major Programs

National School Lunch Program – Commodities	10.559
Summer Food Service Program for Children	10.559
Coronavirus Relief Program	21.019

Dollar Threshold to Distinguish Type A and Type B Programs

\$750,000.

Qualification as Low-Risk Auditee

The District qualified as a low-risk auditee for Fiscal Year 2020/2021.

**EAST OTERO SCHOOL DISTRICT NUMBER R-1
SCHEDULE OF FINDINGS AND QUESTIONED COSTS
For the Year Ended June 30, 2021**

SECTION II – FINANCIAL STATEMENT FINDINGS

None.

SECTION III – FEDERAL AWARD FINDINGS AND QUESTIONED COSTS

None.

EAST OTERO SCHOOL DISTRICT NUMBER R-1
SCHEDULE OF PRIOR AUDIT FINDINGS
For the Year Ended June 30, 2021

FINDINGS – FEDERAL AWARDS

None

EAST OTERO SCHOOL DISTRICT NUMBER R-1
SCHEDULE OF EXPENDITURES OF FEDERAL AWARDS
For the Year Ended June 30, 2021

<u>Federal Grantor/Program or Cluster Title</u>	<u>CFDA Number</u>	<u>Pass-Through Grantor</u>	<u>State Code Number</u>	<u>Expenditures</u>
<u>CHILD NUTRITION CLUSTER-CLUSTER</u>				
<u>U.S. Department of Agriculture</u>				
<u>National School Lunch Program</u>				
National School Lunch Program	10.559	CDHHS	4559	42,228
<u>Total National School Lunch Program</u>				<u>42,228</u>
<u>Summer Food Service Program for Children</u>				
Summer Food Service Program for Children – COVID-19	10.559	CDE	4559	444,496
Summer Food Service Program for Children	10.559	CDE	4559	1,208,818
<u>Total Summer Food Service Program for Children</u>				<u>1,653,314</u>
<u>Total U.S. Department of Agriculture</u>				<u>1,695,542</u>
<u>TOTAL CHILD NUTRITION CLUSTER-CLUSTER</u>				<u>1,695,542</u>
<u>OTHER PROGRAMS</u>				
<u>Department of Education</u>				
<u>Title I Grants to Local Educational Agencies</u>				
Title I Grants to Local Educational Agencies	84.010	CDE	4010	472,783
Title I Grants to Local Educational Agencies	84.010	CDE	5010	60,000
<u>Total Title I Grants to Local Educational Agencies</u>				<u>532,783</u>
<u>Career and Technical Education – Basic Grants to States</u>				
Career and Technical Education – Basic Grants to States	84.048	Otero Jr. College	5048	2,999
<u>Total Career and Technical Education – Basic Grants to States</u>				<u>2,999</u>
<u>Rural Education</u>				
Rural Education	84.358	CDE	6358	711
<u>Total Rural Education</u>				<u>711</u>
<u>Improving Teacher Quality State Grants</u>				
Improving Teacher Quality State Grants	84.367	CDE	4367	46,146
<u>Total Improving Teacher Quality State Grants</u>				<u>46,146</u>
<u>Student Support & Academic Enrichment Program</u>				
Student Support & Academic Enrichment Program	84.424	CDE	4424	3,240
<u>Total Student Support & Academic Enrichment Program</u>				<u>3,240</u>
<u>Education Stabilization Fund Under the Coronavirus Aid, Relief, and Economic Security Act</u>				
Education Stabilization Fund Under the Coronavirus Aid, Relief, and Economic Security Act	84.425	CDE	4425	120,913
<u>Total Education Stabilization Fund Under the Coronavirus Aid, Relief, and Economic Security Act</u>				<u>120,913</u>
<u>Total Department of Education</u>				<u>706,792</u>
<u>Department of the Treasury</u>				
<u>Coronavirus Relief</u>				
Coronavirus Relief	21.019	CDE	4012	861,136
Coronavirus Relief	21.019	CDE	5012	87,045
<u>Total Coronavirus Relief</u>				<u>948,181</u>
<u>Total Department of the Treasury</u>				<u>948,181</u>
<u>U.S. Department of Agriculture</u>				
<u>Child and Adult Care Food Program</u>				
Child and Adult Care Food Program	10.558	CHSVC	4558	70,157
<u>Total Child and Adult Care Food Program</u>				<u>70,157</u>
<u>Fresh Fruit and Vegetable Program</u>				
Fresh Fruit and Vegetable Program	10.582	CDE	4582	21,864
<u>Total Fresh Fruit and Vegetable Program</u>				<u>21,864</u>
<u>Total U.S. Department of Agriculture</u>				<u>92,021</u>
<u>TOTAL OTHER PROGRAMS</u>				<u>1,746,994</u>
<u>TOTAL EXPENDITURES OF FEDERAL AWARDS</u>				<u>3,442,536</u>

The accompanying notes are an integral part of this schedule.

EAST OTERO SCHOOL DISTRICT NUMBER R-1
NOTES TO SCHEDULE OF EXPENDITURES OF FEDERAL AWARDS
For the Year Ended June 30, 2021

NOTE 1 **BASIS OF PRESENTATION**

The accompanying schedule of expenditures of federal awards includes the federal grant activity of the East Otero School District Number R-1 and is presented on the modified accrual basis of accounting. The information is presented in accordance with the requirements of Title 2 U.S. Code of Federal Part 200, *Uniform Administrative Requirements, Cost Principles, and Audit Requirements for Federal Awards*. Therefore, some amounts presented in this schedule may differ from amounts presented in, or used in the preparation of, the general purpose financial statements.

NOTE 2 **INDIRECT COST RATES**

All grants have been received from the Colorado Department of Education. The Department calculates an allowable indirect cost rate for individual sub-recipients and mandates that the rate be used as the maximum for the recovery of indirect cost. The District has recovered indirect cost from grant funds at an amount no greater than that allowed by the Colorado Department of Education and has not elected to use the 10% de minimis indirect cost rate allowed by Uniform Guidance.

NOTE 3 **FOOD DISTRIBUTION**

Non-monetary assistance is reported in the schedule at the fair market value of commodities received.

NOTE 4 **SUBRECIPIENTS**

No payments were made to subrecipients in the fiscal year ended June 30, 2021.