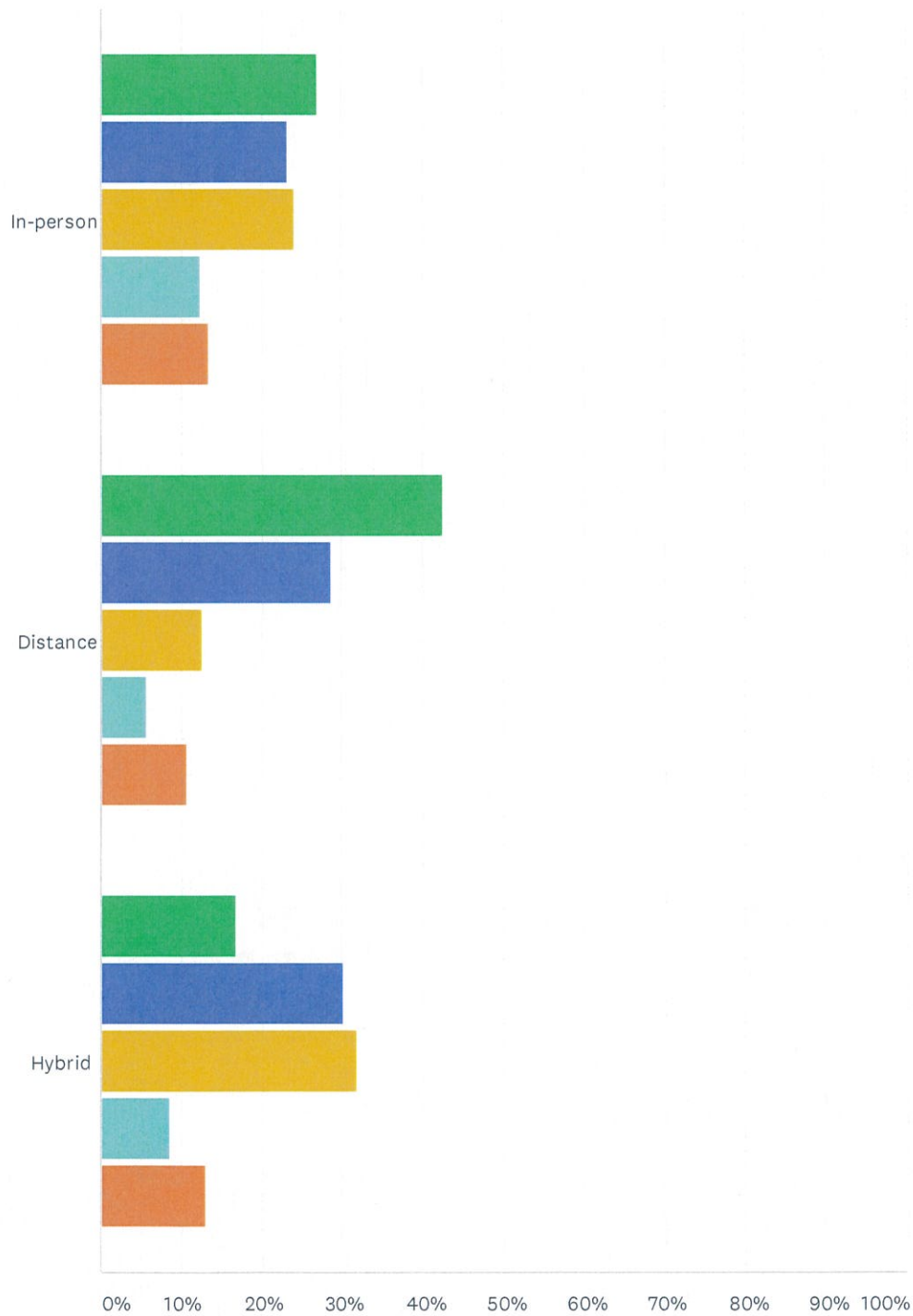


Q3 For the upcoming 2020-21 school year, how confident are you that this option will keep your family SAFE from exposure to COVID-19 (coronavirus)? Please select one for each of the 3 options.

Answered: 1,072 Skipped: 5

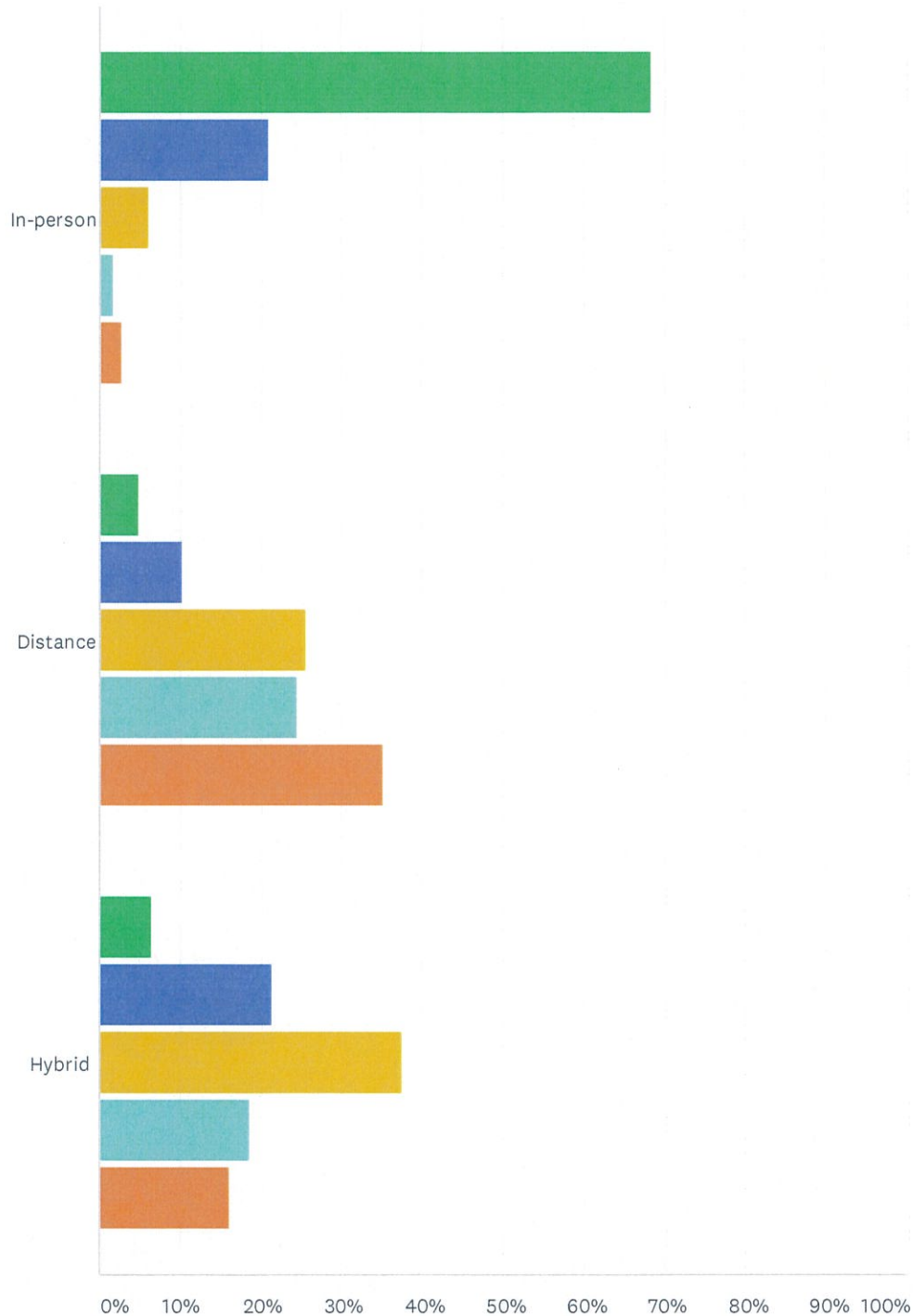


Extremely confident Very confident Somewhat confident
Slightly confident Not at all confident

	EXTREMELY CONFIDENT	VERY CONFIDENT	SOMEWHAT CONFIDENT	SLIGHTLY CONFIDENT	NOT AT ALL CONFIDENT	TOTAL
In-person	27.08% 290	23.25% 249	24.00% 257	12.32% 132	13.35% 143	1,071
Distance	42.54% 442	28.59% 297	12.61% 131	5.58% 58	10.68% 111	1,039
Hybrid	16.76% 174	30.06% 312	31.70% 329	8.48% 88	13.01% 135	1,038

Q4 For the upcoming 2020-21 school year, how confident are you that this option will deliver a QUALITY EDUCATION to your child? Please select one for each of the 3 options.

Answered: 1,076 Skipped: 1

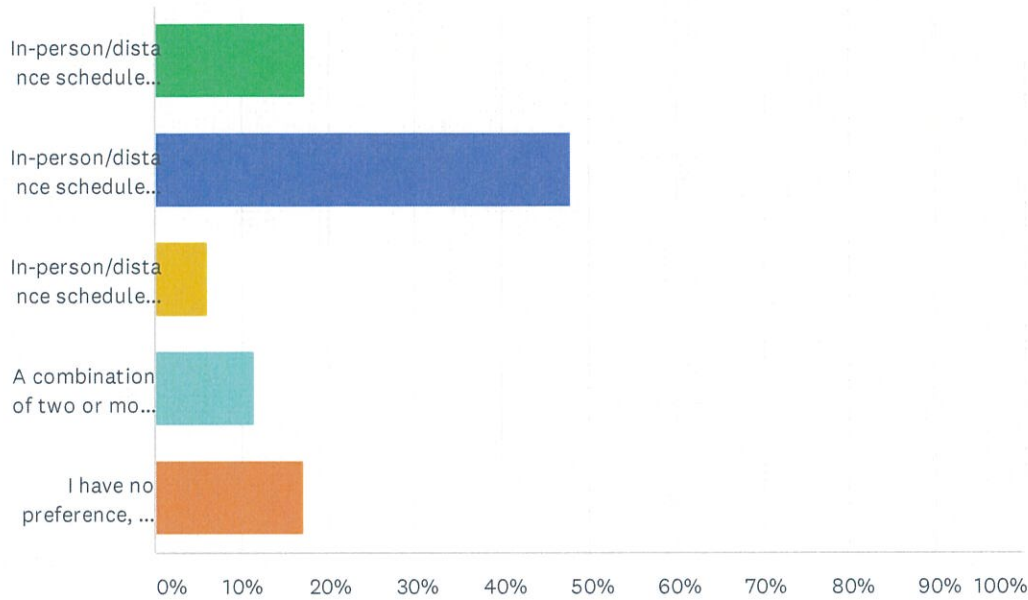


Extremely confident Very confident Somewhat confident
Slightly confident Not at all confident

	EXTREMELY CONFIDENT	VERY CONFIDENT	SOMEWHAT CONFIDENT	SLIGHTLY CONFIDENT	NOT AT ALL CONFIDENT	TOTAL
In-person	68.47% 736	21.02% 226	6.05% 65	1.77% 19	2.70% 29	1,075
Distance	4.73% 50	10.22% 108	25.45% 269	24.41% 258	35.19% 372	1,057
Hybrid	6.44% 68	21.40% 226	37.41% 395	18.56% 196	16.19% 171	1,056

Q5 If there is a hybrid option (i.e. a blend of in-person and distance learning) for the upcoming 2020-21 school year, which scheduling option would you prefer?

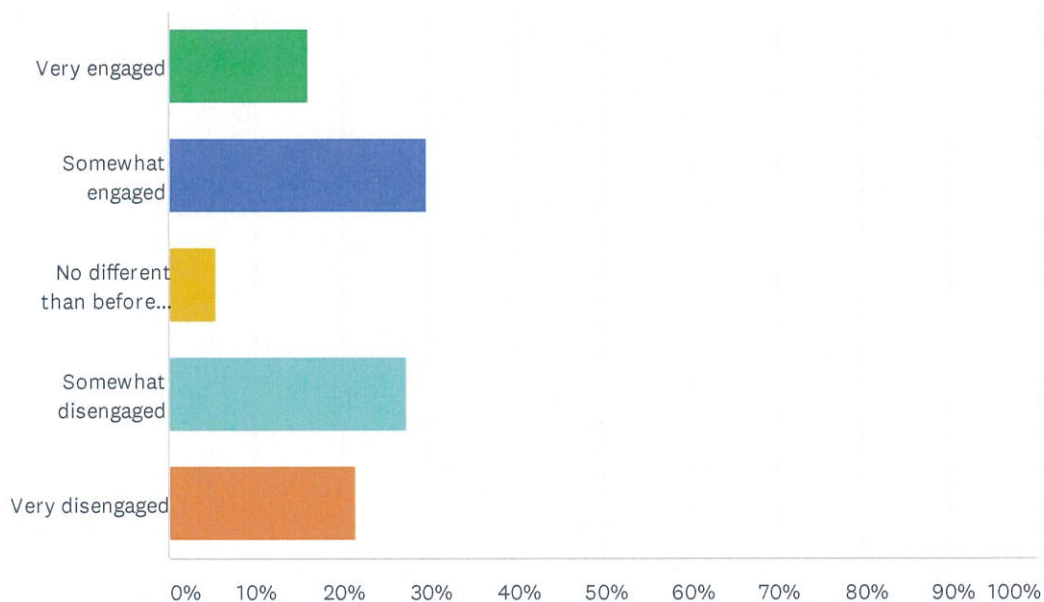
Answered: 1,031 Skipped: 46



ANSWER CHOICES	RESPONSES
In-person/distance schedule during the day (e.g. in-person instructional blocs in the morning, distance in the afternoon and evening or a similar schedule).	17.36% 179
In-person/distance schedule during the week (e.g. in-person instruction on Monday, Tuesday and Wednesday, distance on Thursday and Friday or a similar schedule).	47.91% 494
In-person/distance schedule during the month (e.g. in-person instruction one week, distance in the second week or a similar schedule).	6.11% 63
A combination of two or more of the above options.	11.45% 118
I have no preference, as long as it is a safe option.	17.17% 177
TOTAL	1,031

Q6 How would you rate your child’s engagement in distance learning during the state-mandated school closure of Spring 2020?

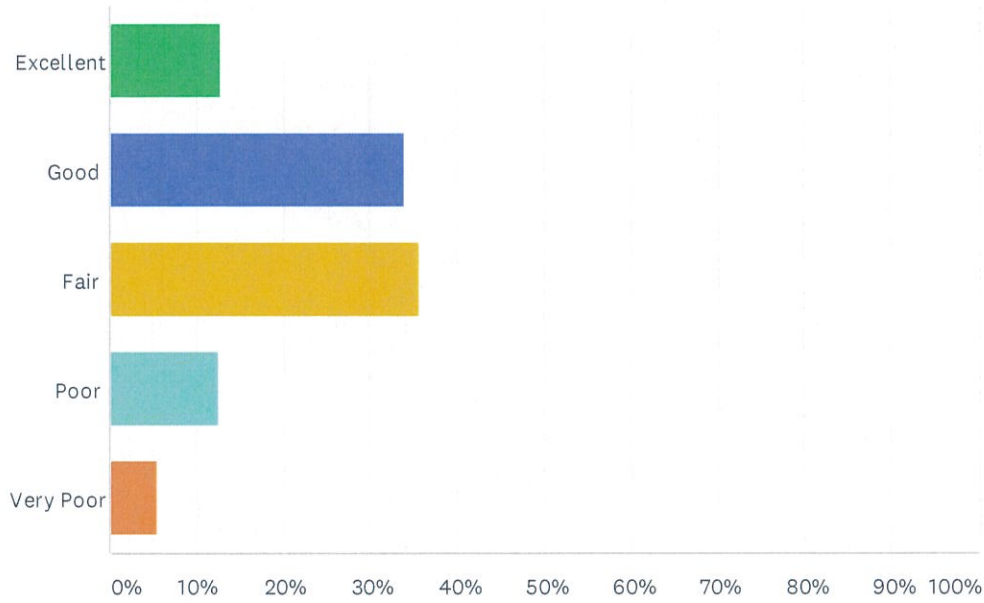
Answered: 1,073 Skipped: 4



ANSWER CHOICES	RESPONSES	
Very engaged	16.12%	173
Somewhat engaged	29.64%	318
No different than before closure	5.41%	58
Somewhat disengaged	27.31%	293
Very disengaged	21.53%	231
TOTAL		1,073

Q7 Please rate the quality of your child’s instruction during the state-mandated school closure of Spring 2020:

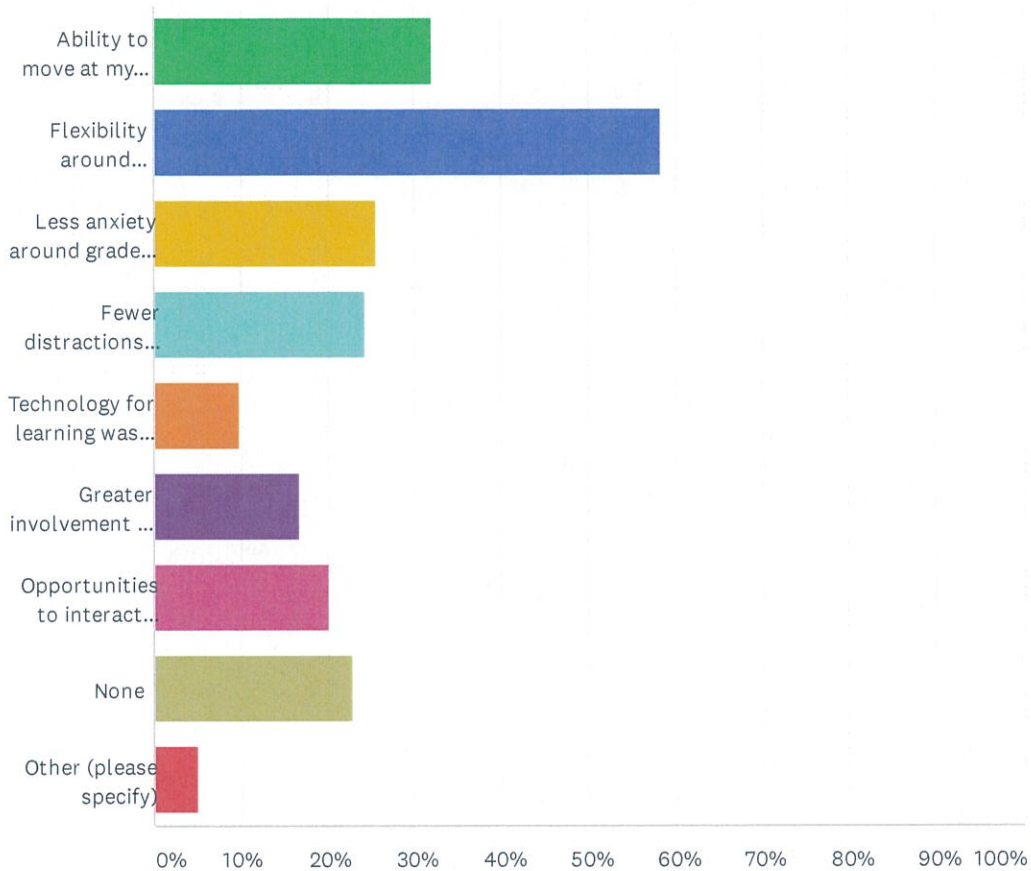
Answered: 1,068 Skipped: 9



ANSWER CHOICES	RESPONSES	
Excellent	12.73%	136
Good	33.99%	363
Fair	35.49%	379
Poor	12.45%	133
Very Poor	5.34%	57
TOTAL		1,068

Q8 What aspects of the distance learning experience during the state-mandated school closure of Spring 2020 did you find MOST BENEFICIAL to your child's learning, if any? Please check all that apply.

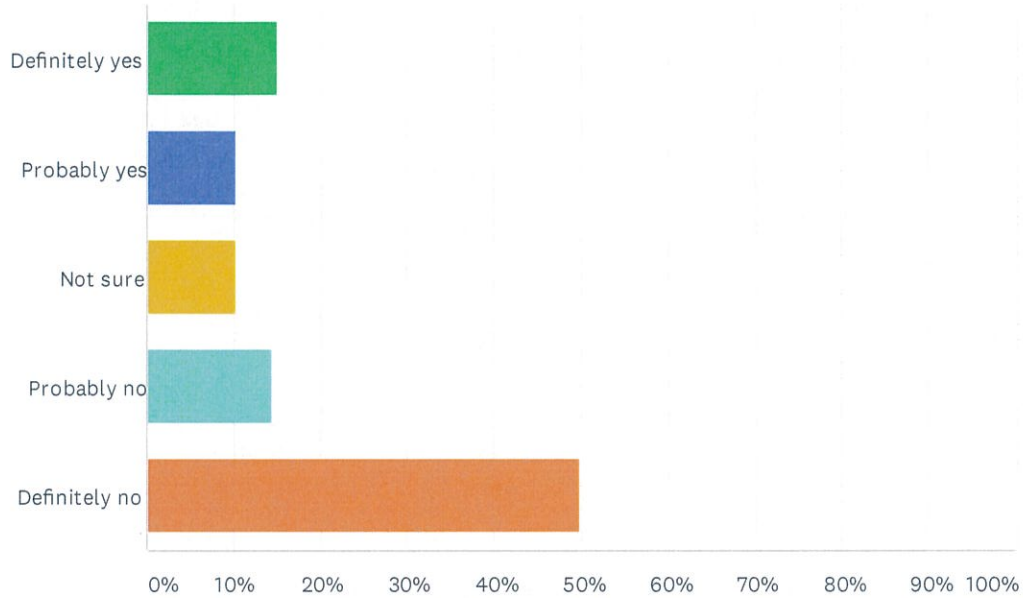
Answered: 1,066 Skipped: 11



ANSWER CHOICES	RESPONSES	
Ability to move at my child's own pace	32.08%	342
Flexibility around scheduling (e.g. not waking up early, less travel time to school, etc.)	58.44%	623
Less anxiety around grades, exams or homework	25.52%	272
Fewer distractions from classmates	24.20%	258
Technology for learning was new, fun and exciting	9.76%	104
Greater involvement for parents and caregivers in learning	16.79%	179
Opportunities to interact remotely with teacher and classmates	20.17%	215
None	22.70%	242
Other (please specify)	4.97%	53
Total Respondents: 1,066		

Q9 If your child's school does not resume 100 percent of in-person instruction for the upcoming 2020-21 school year, will childcare be a problem?

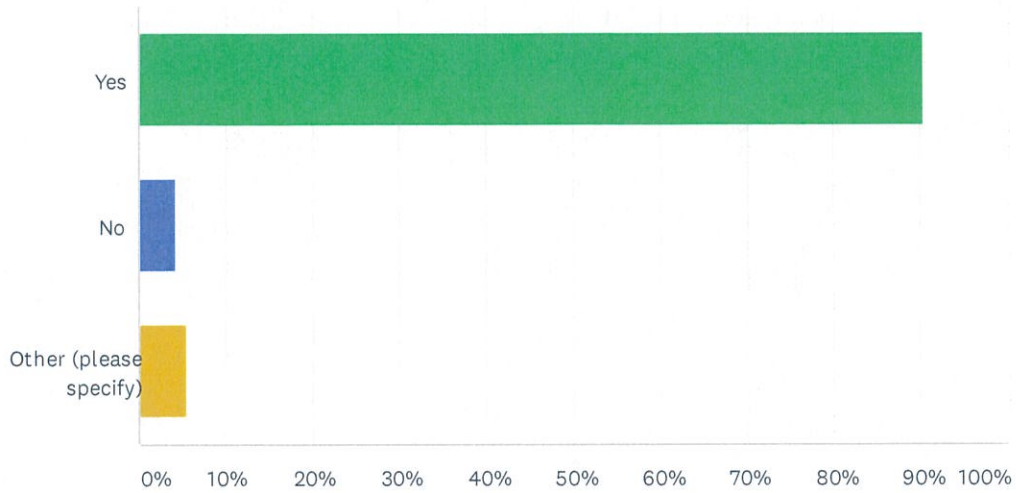
Answered: 1,073 Skipped: 4



ANSWER CHOICES	RESPONSES	
Definitely yes	15.10%	162
Probably yes	10.34%	111
Not sure	10.16%	109
Probably no	14.54%	156
Definitely no	49.86%	535
TOTAL		1,073

Q10 For the upcoming 2020-21 school year, will your child have access to the internet to support learning at home?

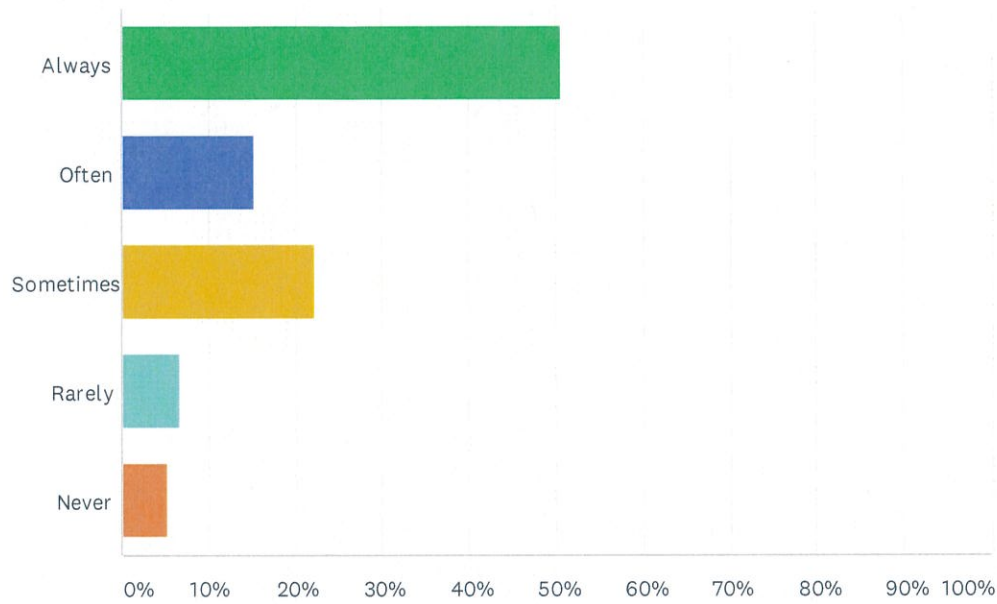
Answered: 1,074 Skipped: 3



ANSWER CHOICES	RESPONSES	
Yes	90.41%	971
No	4.10%	44
Other (please specify)	5.49%	59
TOTAL		1,074

Q11 For the upcoming 2020-21 school year, are technology devices (e.g. laptops, Chromebooks, tablets) available to support your child’s learning at home?

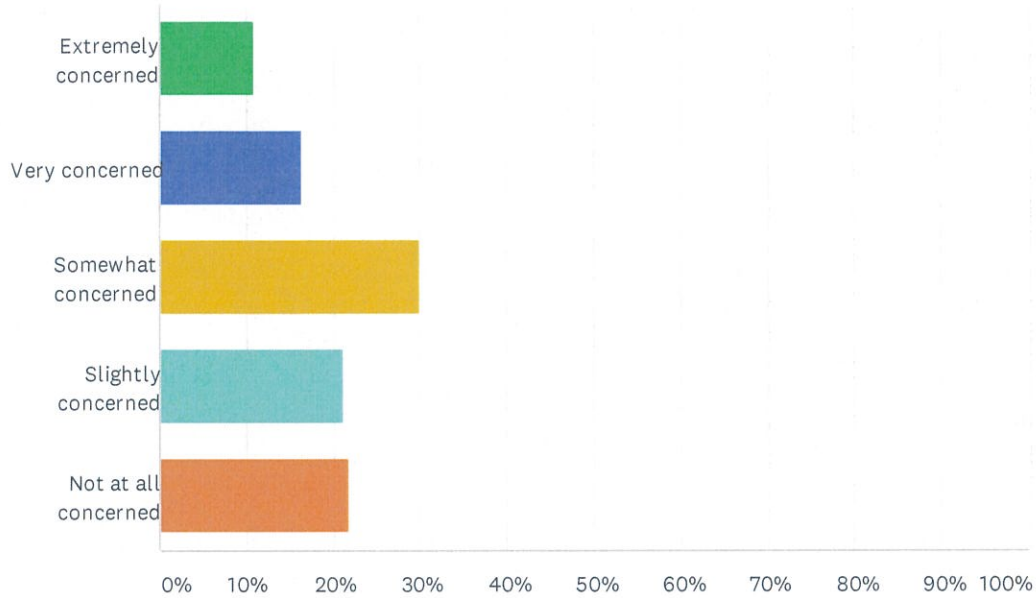
Answered: 1,074 Skipped: 3



ANSWER CHOICES	RESPONSES	
Always	50.56%	543
Often	15.36%	165
Sometimes	22.25%	239
Rarely	6.61%	71
Never	5.21%	56
TOTAL		1,074

Q12 How concerned are you about the impact on your students' overall wellbeing (physical, social, emotional) due to the state-mandated school closure of Spring 2020?

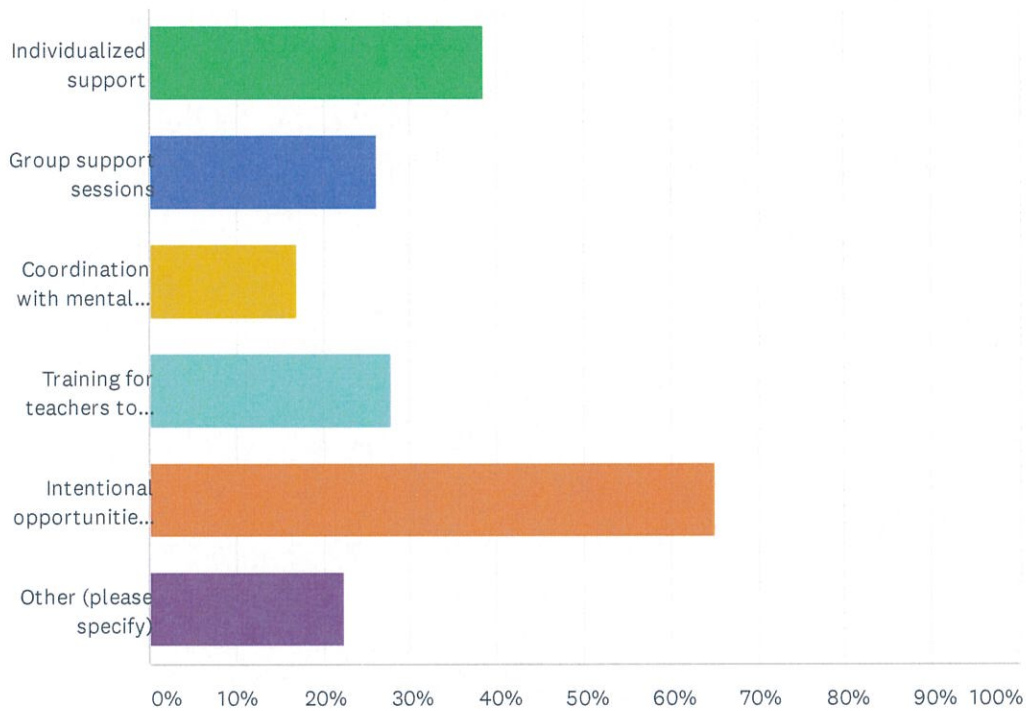
Answered: 1,075 Skipped: 2



ANSWER CHOICES	RESPONSES	
Extremely concerned	10.98%	118
Very concerned	16.37%	176
Somewhat concerned	29.86%	321
Slightly concerned	21.12%	227
Not at all concerned	21.67%	233
TOTAL		1,075

Q13 If you answered “extremely or very concerned” in the previous question, what services or supports would you like for your child? Please check all that apply.

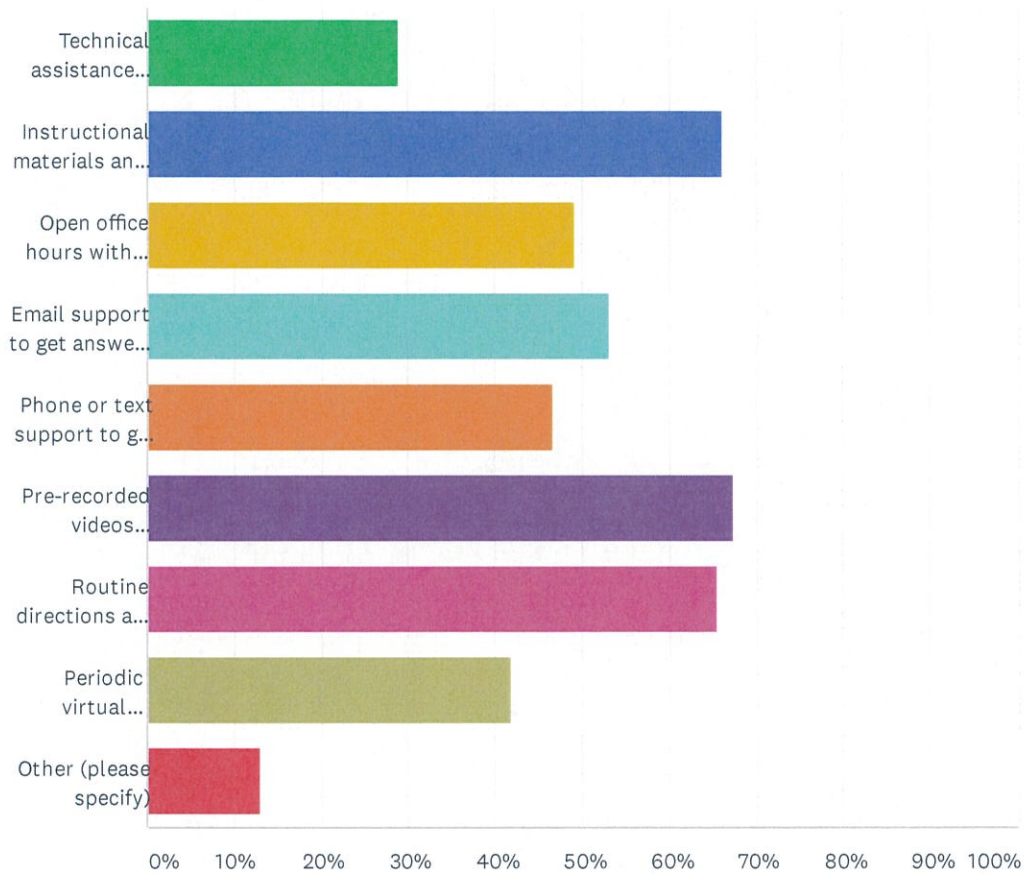
Answered: 353 Skipped: 724



ANSWER CHOICES	RESPONSES	
Individualized support	38.53%	136
Group support sessions	26.06%	92
Coordination with mental health or community agencies	17.00%	60
Training for teachers to better support students' wellbeing	27.76%	98
Intentional opportunities to interact with classmates, including distance options	65.16%	230
Other (please specify)	22.38%	79
Total Respondents: 353		

Q14 If a distance or hybrid option (i.e. a blend of in-person and distance learning) is required for the upcoming 2020-21 school year, how can the district best support parents and caregivers? Please check all that apply.

Answered: 1,039 Skipped: 38



ANSWER CHOICES	RESPONSES	
Technical assistance around using technology	28.87%	300
Instructional materials and guidance to support learning at home	66.12%	687
Open office hours with teachers	49.09%	510
Email support to get answers to distance learning activities	53.22%	553
Phone or text support to get answers to distance learning activities	46.68%	485
Pre-recorded videos explaining what the students should be working on each week	67.28%	699
Routine directions and explanations emailed to parents and caregivers	65.45%	680
Periodic virtual meetings with district and school staff	41.87%	435
Other (please specify)	12.90%	134
Total Respondents: 1,039		