




# ANNUAL REPORT

## 2021-22

### WORLD'S BEST WORKFORCE



## IN THIS REPORT:

### WORLD'S BEST WORKFORCE

Kindergarten Readiness  
Reduce Achievement Gap  
Read Well by Grade 3  
Graduation  
College, Career and Life Readiness

**4-10**

5  
6-7  
8  
9  
10

### STRATEGIC PRIORITIES

**11**

### DISTRICT PROFILE

Enrollment  
Student Information  
Staff Information

**12-15**

13  
14  
15

### SCHOOL PROFILES

Probstfield Center for Education  
Dorothy Dodds Elementary  
Ellen Hopkins Elementary  
Robert Asp Elementary  
S.G. Reinertsen Elementary  
Horizon Middle School  
Moorhead High School  
Moorhead Area Learning Center  
West Central Academy

**16-25**

16  
17  
18  
19  
20  
21  
22  
23  
24

## MOORHEAD SCHOOL BOARD



**MELISSA BURGARD**  
*Chair (2017-2021)*



**CASSIDY BJORKLUND**  
*Vice Chair (2017-2021)*



**KARA GLOE**  
*Clerk (2017-2023)*



**RACHEL STONE**  
*Treasurer (2019-2023)*



**SCOTT STEFFES**  
*Director (2013-2021)*



**MATT VALAN**  
*Director (2013-2021)*



**KEITH VOGT**  
*Director (2019-2023)*





## BUILDING PATHWAYS TO SUCCESS

The 2021-22 school year included milestone moments, COVID barriers and so much for which to be grateful and proud. Our school year included masks, online academies, vaccination clinics, visitor restrictions and other COVID protocols that impacted staff, students, mental health and educational outcomes.

In the midst of our third year of pandemic impacts, there is much to celebrate. Our staff, students and families showed amazing dedication, flexibility and resilience as we focused on safety while keeping students in-person for classes, sports and activities as much as possible. The entire community supported us with grace, patience and responsibility as we worked together to focus on student success and provide a safe, quality education for each student.

The opening of Moorhead High School Career Academy was one of the most significant highlights of the 2021-22 school year. The career academy is the first step in an overall high school transformation project that includes personalizing education for every 9-12 grade student in the district. Academies, career clusters and programs of study are being developed to provide hands-on career discovery in a wide range of fields. Students will receive experiential learning opportunities to be able to graduate choice ready.

An additional part of the educational transformation is the construction at Moorhead High School that also began in the 2021-22 school year. This multi-year project will result

in a new high school facility to be completed in the 2025-26 school year. While new facilities are important, the buildings are not the focus. Our goal is to embrace students where they are, celebrate who they are, help them discover a sense of belonging to the Spud family and work together to become the best they can be. We are excited about this new era at Moorhead Schools as we innovate the high school experience.

The theme for the 2021-22 school year was *Building Pathways to Success*. While the pandemic brought many mental health and educational challenges, it also provided “pathways” for our administration and staff. Innovation, flexibility, creativity and teamwork were required to meet students’ needs and lead them toward success.

Together, we strive to ensure educational excellence and equity as we are united in our mission to develop the maximum potential of every learner to thrive. There is much to be done to continue to address the pandemic impacts. This report attempts to highlight our continuous improvement efforts. It will take diligence, time and teamwork, but we are confident that the Moorhead Area Public Schools staff, students and families are committed to working together toward continued student progress in the future. We have exciting days ahead. It is a great day to be a Spud!

**Brandon Lunak**  
Superintendent

# WORLD'S BEST WORKFORCE

World's Best Workforce (WBWF) is Minnesota Department of Education's continuous improvement initiative. In short, MDE has created expectations that each school district sets yearly goals and defines plans in each of these five areas:



## KINDERGARTEN READINESS

having all students meet school readiness goals and ready to start kindergarten

## REDUCE ACHIEVEMENT GAP

closing the academic achievement gap between all student groups (race/ethnicity, special education, socioeconomic status)

## READ WELL BY GRADE 3

having all third-grade students achieve grade-level literacy

## GRADUATION

having all students graduate from high school

## COLLEGE, CAREER AND LIFE READINESS

having all students attain college and career preparedness





# KINDERGARTEN READINESS

having all students meet school readiness goals and  
ready to start kindergarten

---

## OBJECTIVES

70% of all kindergarten students will be at or above an instructional level C by the end of the 2021-22 school year, as measured by Fountas and Pinnell Benchmark Assessment System.

90% of all kindergarten students will demonstrate a proficiency at an AddVantage Math Recovery (construct one in addition and subtraction) by the end of the 2021-22 school year as measured by Bridges assessments and spring AVMR data.

## PROGRESS

**77%** Kindergarten students at  
or above a level C

**77%** Kindergarten students  
proficient in AddVantage



# REDUCE ACHIEVEMENT GAP

closing the academic achievement gap between  
all student groups

---

## OBJECTIVE

Moorhead Schools will increase the percentage of proficient students in all groups (students who qualify for federally supported meals, students who qualify for special education services, students who are English learners, and students who self-identify as BIPOC) by a minimum of 4% on the 2022 Minnesota Comprehensive Assessments.

## PROGRESS

The percentage of proficient students varies by category. Please see page 7 for detailed information.



## MATH STANDARDS

## READING STANDARDS



**22.4%**  
**29.1%**  
2021-22

**20.2%**  
**28.2%**  
2020-21

STUDENTS WHO  
QUALIFY FOR FREE OR  
REDUCED LUNCHES



**13.2%**  
**10%**  
2021-22

**6.5%**  
**7.3%**  
2020-21

STUDENTS WHO ARE  
ENGLISH LEARNERS



**10.9%**  
**11.1%**  
2021-22

**12.5%**  
**12.5%**  
2020-21

STUDENTS WHO ARE  
HOMELESS



**21.5%**  
**23.3%**  
2021-22

**18.7%**  
**22.1%**  
2020-21

STUDENTS WHO  
RECEIVE SPECIAL  
EDUCATION SERVICES



**41.8%**  
**44.7%**  
2021-22

**39.4%**  
**46.3%**  
2020-21

ALL STUDENTS

**A/A**

**14%**  
**24.7%**  
2021-22

**15.9%**  
**24.7%**  
2020-21

AMERICAN INDIAN/  
ALASKAN NATIVE

**A**

**54.5%**  
**54.5%**  
2021-22

**48.4%**  
**65.5%**  
2020-21

ASIAN

**B/A**

**21.1%**  
**29%**  
2021-22

**18.7%**  
**30.3%**  
2020-21

BLACK/  
AFRICAN AMERICAN

**H/L**

**19%**  
**26.4%**  
2021-22

**16.3%**  
**26.2%**  
2020-21

HISPANIC/  
LATINO

**W**

**50.1%**  
**51.2%**  
2021-22

**46.8%**  
**51.8%**  
2020-21

WHITE

**T**

**32%**  
**39.3%**  
2021-22

**28.4%**  
**42.6%**  
2020-21

TWO OR MORE  
RACES

\*Native Hawaiian/Pacific Islander is a category too small to report





# READ WELL BY GRADE 3

having all third grade students achieve  
grade level literacy

---

## OBJECTIVE

The percentage of Moorhead Area Public Schools grade 3 students proficient on the reading MCA III will increase to 50% by the spring of 2022.

## PROGRESS

**39%**

Third graders  
proficient in reading





# GRADUATION

having all students graduate from  
high school

## OBJECTIVE

Moorhead Area Public Schools will improve the four-year graduation rate from 86.5% to 88% by Spring 2022.

The percentage of Moorhead students graduating in five years (Class of 2019) will increase from 86.1% to 88% and those graduating in six years (Class of 2017) from 83.1% to 85% by May 2022.

## PROGRESS

**90.5%**

2022 MHS four-year graduation rate

**85.5%**

2022 District four-year graduation rate

**90.3%**

2022 District five-year graduation rate

**87%**

2022 District six-year graduation rate



# COLLEGE, CAREER AND LIFE READINESS

having all students attain college and career  
preparedness

---

## OBJECTIVE

The percentage of 2021 graduates meeting all four college benchmarks on the ACT will increase from 28% to 30% by Aug. 30, 2021.

## PROGRESS

**33%** Graduates met all four college benchmarks



# OUR STRATEGIC PRIORITIES



**STUDENT SUPPORT**



**COMMUNICATIONS,  
OUTREACH &  
MARKETING**




**STUDENT  
ACHIEVEMENT**



**DIVERSITY, EQUITY &  
INCLUSION**



# DISTRICT PROFILE



**7,154**  
TOTAL  
STUDENTS

**91.02%**  
ATTENDANCE  
RATE

**85.5%**  
2022  
DISTRICT  
GRADUATION RATE

FREE OR REDUCED LUNCH



**38%**

HOMELESS



**3.07%**

ENGLISH LEARNERS



**7.38%**

SPECIAL EDUCATION



**18.63%**



# OUR SCHOOLS



**DOROTHY DODDS  
ELEMENTARY**  
706 STUDENTS



**ELLEN HOPKINS  
ELEMENTARY**  
631 STUDENTS



**ROBERT ASP  
ELEMENTARY**  
651 STUDENTS



**S.G. REINERTSEN  
ELEMENTARY**  
732 STUDENTS



**HORIZON WEST  
MIDDLE SCHOOL**  
1041 STUDENTS



**HORIZON EAST  
MIDDLE SCHOOL**  
1065 STUDENTS

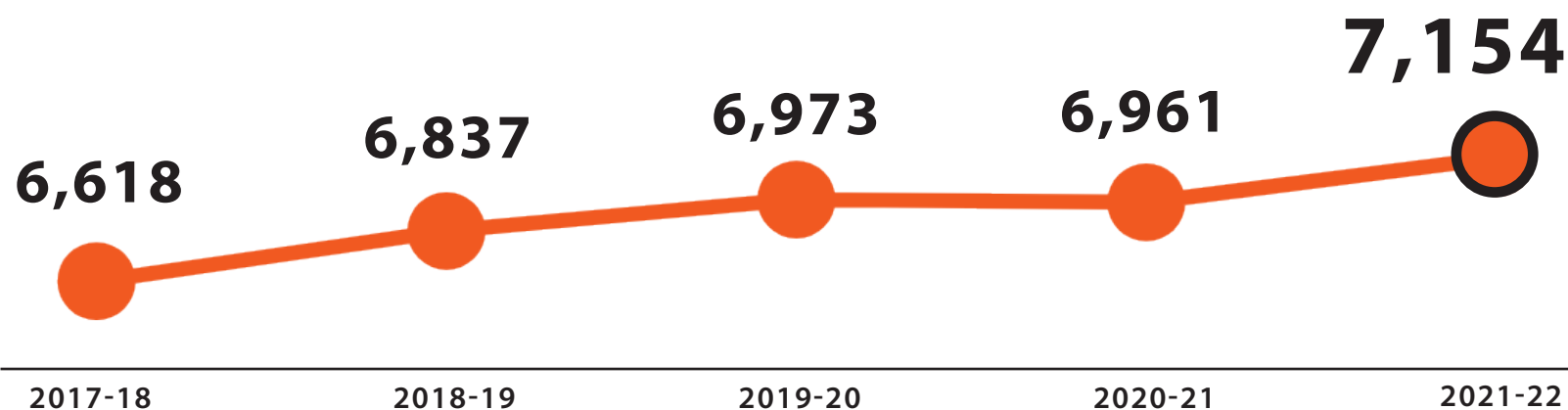


**MOORHEAD  
HIGH SCHOOL**  
1934 STUDENTS



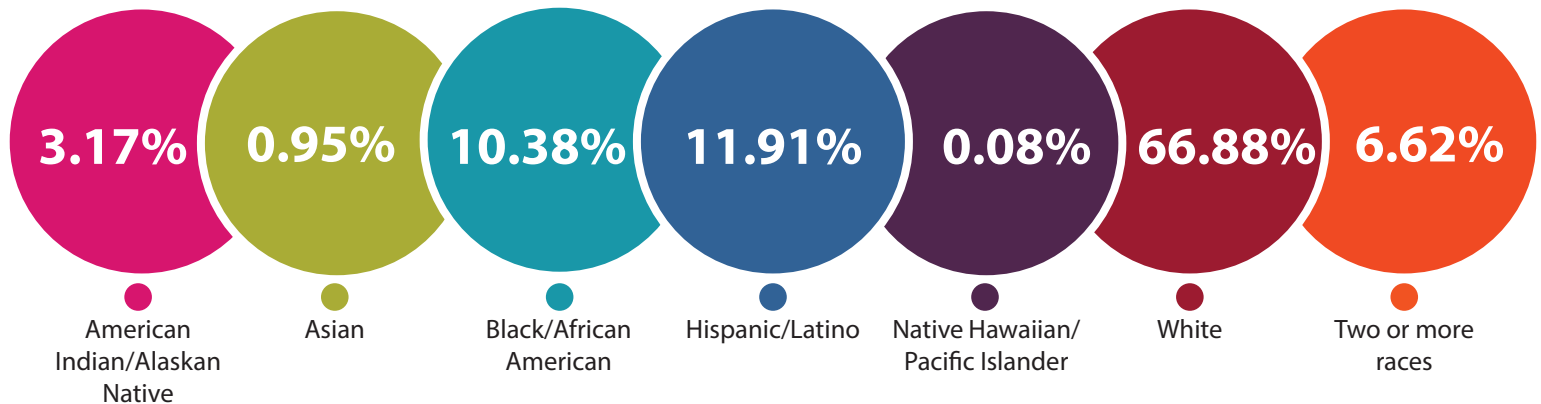
**MOORHEAD ALC  
HIGH SCHOOL**  
101 STUDENTS

## ENROLLMENT

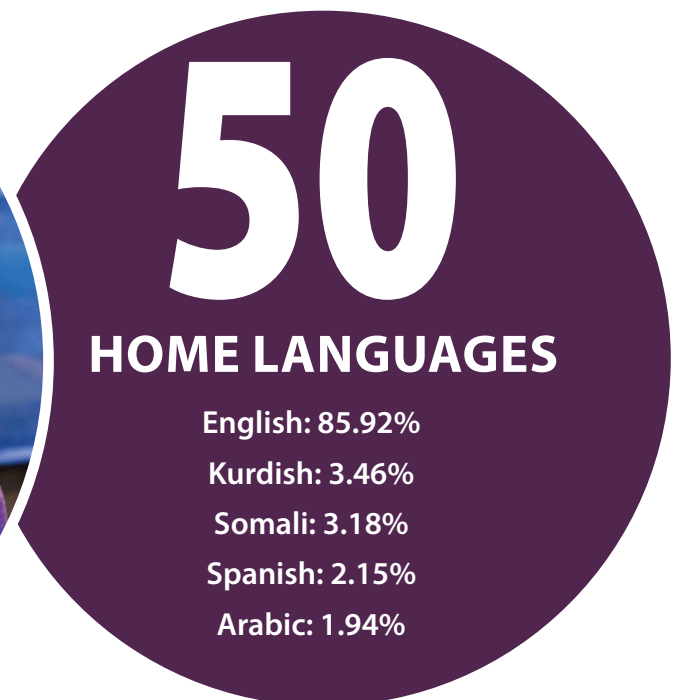


*\*Enrollment as of October 1*

# STUDENT INFORMATION



	Dorothy Dodds 706 students	Ellen Hopkins 631 students	Robert Asp 651 students	S.G. Reinertsen 732 students	Horizon MS 2106 students	Moorhead High 1934 students	Moorhead ALC 101 students
A/A	4.42%	2.39%	5.17%	0.41%	2.95%	2.81%	10%
A	1.99%	0.96%	0.78%	0.82%	0.97%	0.75%	0%
B/A	13.69%	10.66%	9.10%	18.9%	10.78%	10.53%	11.81%
H/L	8.98%	12.26%	14.73%	6.44%	9.91%	8.42%	24.54%
N/P	0.14%	0%	0.16%	0.27%	0%	0.10%	0%
W	64.19%	66.4%	61.12%	68.9%	69.21%	70.27%	41.81%
T	6.56%	7.32%	8.93%	4.25%	6.19%	7.12%	11.81%





# STAFF INFORMATION

# 1,405

TOTAL ADMINISTRATORS,  
TEACHING & SUPPORT STAFF

## STAFF DEMOGRAPHICS

American Indian/  
Alaskan Native  
(1.8%)

Asian  
(1.3%)

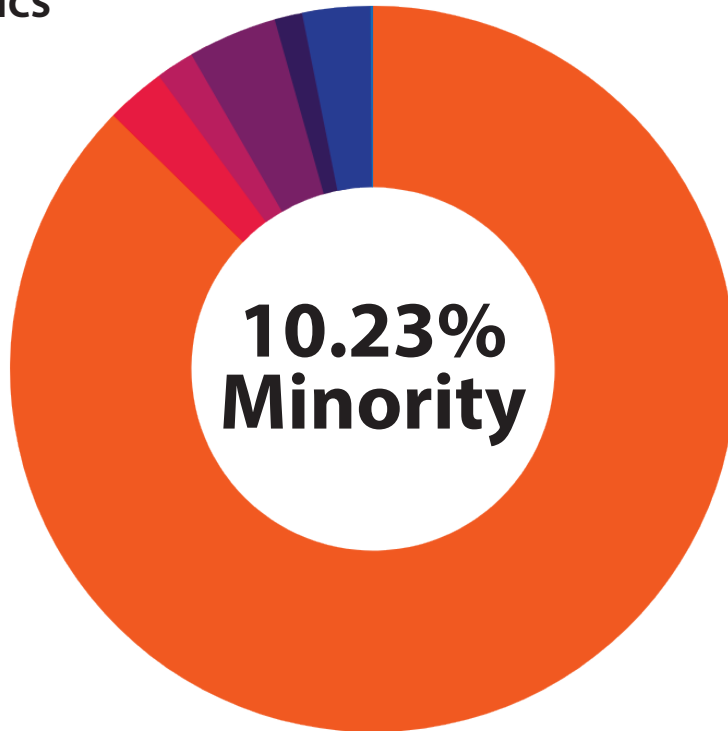
Black/African  
American  
(4.22%)

Hispanic/Latino  
(2.79%)

Native Hawaiian/  
Pacific Islander  
(0.12%)

White  
(92.31%)

Two or more races  
(3.16%)



## TEACHING EXPERIENCE

**37.7%**  
Less than 3 years

**29.9%**  
3-10 years

**32.5%**  
More than 10 years





# PROBSTFIELD EARLY LEARNING CENTER

## BUILDING

📍 2410 14th St S  
📞 (218) 284-3800

**Square Feet:** 94,891  
**Constructed:** 1966  
**Remodeled:** 2014

## ADMINISTRATION

**Director of Early Childhood:**  
Joelle Hofer

**Early Learning Program Manager:**  
Ashley Nelson

## STUDENTS

**Jump Start Preschool (ages 3-5):**  
278 Students

**Early Intervention Services (Age 0-5):**  
275 Students

## SCHOOL IMPROVEMENT GOALS

### Objective 1

Early Learning students will be progress monitored using a Kindergarten Entry Profile (KEP) Assessment tool (COR Advantage, Hawaii Early Learning Profile, and Preschool Early Literacy Indicators). Data will be reviewed in collaborative teams to plan and inform instruction.

### Objective 2

Inclusive Content will be embedded into Early Learning curriculum across all programs in cooperation with Comprehensive Literacy State Development. Educational equity resources and training will be explored throughout this school year to support inclusive programs and responsive instruction. Responsive classroom planning will be based on student/family backgrounds.

### Objective 3

100% of students will demonstrate growth in areas of social-emotional development, communication, and literacy skills as identified on curricular assessments and special education services plans.

## CELEBRATIONS

Probstfield Early Learning Center's School Readiness programs have a four-star rating from Minnesota Parent Aware.

JumpStart Preschool, which has received funding from United Way since 2012, received a United Way grant for 2023-25.

Increased efforts to support transition to kindergarten through community planning and partnerships with P3 and K-4 teams and PreK-Grade 3 alignment.





# DOROTHY DODDS ELEMENTARY

## BUILDING

📍 4400 24th Ave S

📞 (218) 284-1300

**Square Feet:** 108,736

**Constructed:** 2017

## ADMINISTRATION

### Principal:

Nancy Wilson

### Assistant Principal:

Benjamin Jystad-Spar

## STUDENTS

### Grades K-4:

706 Students

### Attendance Rate:

92.8%

## SCHOOL IMPROVEMENT GOALS

### Objective 1

Increase the percentage of students who demonstrate proficiency using the AIMSweb+ probe for each grade level: K 95% LWSF; 1st / 2nd 60% ORF; and 3rd 70% and 4th 80% Reading Composite by spring 2023.

### Objective 2

100% of Dodds' teachers will incorporate an interactive read aloud on a daily basis that supports and engages students through relationships, shared experiences, advocacy and a sense of identity.

### Objective 3

Reduce the number of chronic truancy from 27% to 15% of total enrollment by the end of the 2022-2023 school year through communication, relationships and student incentives.

## CELEBRATIONS

Record numbers for School Patrol participation where fourth graders upheld high expectations for student safety.

PBIS celebrations recognized Dodds' students for displaying appropriate schoolwide expectations.

Fourth grade student leaders produced the "Dodds Daily News" broadcast and modeled respectful, responsible and safe behavior for younger students.



# ELLEN HOPKINS ELEMENTARY

## BUILDING

📍 2020 11th St S  
📞 (218) 284-4300

**Square Feet:** 113,277  
**Constructed:** 1957-58  
**Remodeled:** 2017

## ADMINISTRATION

**Principal:**  
Lynnelle Giddings

**Assistant Principal:**  
Amanda Mix

## STUDENTS

**Grades K-4:**  
631 Students

**Attendance Rate:**  
93.08%

## SCHOOL IMPROVEMENT GOALS

### Objective 1

Students in third and fourth grades will increase their overall reading achievement from 41% to 50% and their overall math achievement from 56% to 64% on the MCA-III assessments.

80% of students in kindergarten through fourth grade will meet the target for their grade (40th percentile) in math and reading as measured by aimswebPlus.

### Objective 2

90% of families will rate the communication and partnership with teachers as positive based upon the Spring 2023 Comprehensive School Climate Inventory.

95% of families will rate the communication and partnership with teachers as positive based upon the fall and winter parent conference surveys.

### Objective 3

Increase the attendance rate from 85.7% to 93% during the 2022-23 school year and lower the incident rate to less than 100.

## CELEBRATIONS

Students recognized from each classroom at monthly SPUD meeting for being leaders, showing respect, being kind to others, showing empathy, displaying a growth mindset and working hard!

Fourth grade students led daily morning broadcast and modeled respectful, responsible and safe behavior for younger students.

Student recognition during whole-school kindness bingo and turkey bingo celebrations.





# ROBERT ASP ELEMENTARY

## BUILDING

📍 910 11th St N  
☎ (218) 284-6300

**Square Feet:** 112,441  
**Constructed:** 1958  
**Remodeled:** 2017

## ADMINISTRATION

**Principal:**  
Chris Triggs

**Assistant Principal:**  
Erika Engelking

## STUDENTS

**Grades K-4:**  
651 Students

**Attendance Rate:**  
92.26%

## SCHOOL IMPROVEMENT GOALS

### Objective 1

90% of students will meet annual growth rate expectations as measured by common grade level assessments and benchmark measures for reading and mathematics.

### Objective 2

Third and fourth grade students will increase the proficiency rate by 5% in the reading and mathematics MCA result.  
Students who receive federal meal benefit will increase proficiency in the MCA result.

### Objective 3

Increase attendance rate to 95% and realize a 10% reduction of classroom incidents compared to the 2021-22 school year.

## CELEBRATIONS

Our school-wide plan identified our highest needs for reading and mathematics and utilized federal dollars to reduce class size in these sections, allowing increased individualized instruction for these students.

Each grade-level team met weekly as a professional learning community to plan a guaranteed viable curriculum and identify and assess essential standards.

95% of our total student population had no documented discipline referrals.



# S.G. REINERTSEN ELEMENTARY

## BUILDING

📍 1201 40th Ave S

📞 (218) 284-5300

**Square Feet:** 122,410

**Constructed:** 2004

**Remodeled:** 2017

## ADMINISTRATION

**Principal:**  
Josh St. Louis

**Assistant Principal:**  
Tiffany Nagel

## STUDENTS

**Grades K-4:**  
732 Students

**Attendance Rate:**  
94.81%

## SCHOOL IMPROVEMENT GOALS

### Objective 1

Increase the percentage of students achieving and exceeding the proficiency target in reading from 69.4% to 80% on the Aimsweb. Increase the percentage of students meeting and exceeding the proficiency target in math from 57.4% to 65% on the MCA.

### Objective 2

Attendance: Increase the percentage of students consistently attending school (90% or > attendance) from 85% to 95%

Discipline: Increase the percentage of students consistently meeting behavior expectations from 94.1% to 97%

### Objective 3

Increase the percentage of students/families completing the goal setting process with staff from 80% to 90%.

## CELEBRATIONS

SPUD Time, our intervention/extension block, was a success last year based on data and student/teacher surveys.

We started student/family/teacher goal setting partnerships last year with great success, and plan to continue that process this year.

We continue to teach Social/Emotional Learning skills to all students, and recognize their efforts through positive parent phone calls and tweets.





# HORIZON MIDDLE SCHOOL EAST & WEST

## BUILDING

- 📍 3601 12th Ave S
- 📞 (218) 284-8300 (W)
- 📞 (218) 284-7300 (E)

**Square Feet:** 426,573  
**Constructed:** 2004  
**Remodeled:** 2017

## ADMINISTRATION

**Principal:**  
Amanda Henry

**Assistant Principals West:**  
Jeremy Lapka  
Meagan Blake

**Assistant Principals East:**  
Cory Holten  
Tera Sistad

## STUDENTS

**Grades 5-6 (West):**  
1,041 Students

**Grades 7-8 (East):**  
1,065 Students

**Attendance Rate:**  
92.95%

## SCHOOL IMPROVEMENT GOALS

### Objective 1

At the end of the 2022-23 school year, we will have at least 80% of students in Tier 1, and no more than 13% in Tier 2, and 7% in Tier 3 based on the Northwest Evaluation Association Measure of Academic Progress Assessment

### Objective 2

Professional learning community teams will utilize at least one common formative assessment per quarter to measure and respond to student learning needs. PLC leaders will support through the professional learning community process.

**Horizon East:** All students will have attended weekly advisory sessions to provide enrichment or intervention opportunities

**Horizon West:** One team pilot advisory to inform what advisory will look like for the 2023-24 school year

### Objective 3

- 100% of students will receive a minimum of one positive contact home via call, email or postcard each semester.
- Increase the number of lunch and learn opportunities from 3 to 6 or more.

## CELEBRATIONS

Provided Lunch and Learn opportunities for Black History Month to engage students in conversations, building relationships and making connections.

Brought back the Dare program. The mayor, police chief, judges, our SRO's and other community member attended the graduation event.

Project Lit, a student and family bookclub, was offered to 5th and 6th grade students with increased participation.



# MOORHEAD HIGH SCHOOL

## BUILDING

📍 2300 4th Ave S

📞 (218) 284-2300

**Square Feet:** 334,385

**Constructed:** 1967

**Remodeled:** 2018

## ADMINISTRATION

### Principal:

Josh Haag

### Assistant Principals MHS:

David Ahmed

Jennifer Fremstad

Spencer Stowers

### Assistant Principal Career

### Academy:

Holly Strand-Rysgaard

## STUDENTS

### Grades 9-12:

1,934 Students

### Attendance Rate:

86.79%

## SCHOOL IMPROVEMENT GOALS

### Objective 1

Increase the percentage of grade 10 students who reach reading proficiency from 55.4% to 60% on the MCA reading assessment.

### Objective 2

Increase the percentage of grade 11 students who reach math proficiency from 44.6% to 50% on the MCA mathematics assessment.

### Objective 3

Improve the percentage of students graduating in 2023 to 94% by creating a positive school culture that emphasizes student/staff learning, the importance of relationships and improved home/school communications.

## CELEBRATIONS

Above the state for overall proficiency for MCA Reading in Grade 10

Above the state for overall proficiency for MCA Math in Grade 11

Four year grad rate remained above 90% for second consecutive year





# MOORHEAD ALTERNATIVE LEARNING CENTER

## BUILDING

📍 2800 27th Ave S

📞 (218) 284-2200

**Square Feet:** 174,563

**Constructed:** 2014

**Remodeled:** 2021

## ADMINISTRATION

### Principal:

Josh Haag

### Assistant Principal:

Craig Fahrenndorf

## STUDENTS

### Grades 9-12:

101 Students

### Attendance Rate:

74.47%

## SCHOOL IMPROVEMENT GOALS

### Objective 1

Develop a guaranteed and viable curriculum for Alternative Education with a completion goal date of the 2024-25 school year. The MALC will move from no defined system to defining a process for assessing credits earned by quarter for enrolled students. All teachers will work to tie the core curriculum standards in relation to the credit units being earned in at least one core course by the end of the 2022-2023 school year.

### Objective 2

Offering at least one period of a hybrid independent study model period, in which students will have the opportunity to recover partial credits in core courses in order to complete the grad credit requirement.

### Objective 3

Build an understanding of the use of a "calming room" as a place to self-regulate behavior and emotions in order to return to class and maintain a productive outcome in the school day.

Utilize "Citizenship Grades" in which students will be able to monitor and reflect their performance in attendance, academic efforts and academic attitude.

## CELEBRATIONS

Staff is committed to change for the better

Adding the behavioral intervention services has provided an important student resource to identify success not typically measured with grade

Correlating Minnesota early indicator and response system with the building assets, reducing risks provided continuity between the middle school and high school



# WEST CENTRAL ACADEMY

## BUILDING

📍 919 8th Ave N  
📞 (218) 299-7560

Remodeled: 2020

## ADMINISTRATION

**Academy Coordinator:**  
Kjersten Skatvold

## SCHOOL IMPROVEMENT GOALS

### Objective 1

75% of West Central Academy Students (both Secure and Non-Secure) with an average stay of 60+ days will increase their pre/post STARS reading and math testing score by an average of 1.5 grade levels by the end of their stay.

### Objective 2

Students in attendance of 90-120 days would complete one problem based learning experience within one quarter for each core required class.

### Objective 3

Provide social and emotional learning support to students through creating an inclusive and responsive environment to students needs during daily advisory time.

## CELEBRATIONS

Consistent social and emotional learning curriculum throughout each advisory

Highest number of graduates in last 10 years

New format for para scheduling has granted further support and effective opportunities for restorative behavioral practices





## **Moorhead Area Public Schools**

Independent School District 152  
1313 30th Ave S • Moorhead, MN 56560  
[www.isd152.org](http://www.isd152.org)

### **School Board**

Melissa Burgard, Chair • Cassidy Bjorklund, Vice Chair • Kara Gloe, Clerk • Rachel Stone, Treasurer  
Scott Steffes, Director • Matt Valan, Director • Keith Vogt, Director

### **Administration**

Dr. Brandon Lunak  
Superintendent

Dr. Jeremy Larson  
Assistant Superintendent of Teaching and Learning

The World's Best Workforce 2021-22 Annual Report on Curriculum, Instruction and Student Achievement is produced and distributed by Moorhead Area Public Schools, ISD 152, Moorhead, Minnesota, in accordance with Minnesota State Law.

This report is available to the public on our district website at [www.moorheadschoools.org](http://www.moorheadschoools.org)  
Moorhead Area Public Schools, ISD 152, is an equal opportunity educator and employer.