



2021 - 2022

# Annual Report

Valentine Community Schools

# Inside

Board of Education  
New AD  
District Enrollment  
Financials  
Senior Statistics  
AWARE Grant  
District Snapshot  
State Testing  
Activities Offered  
Staff  
Highlights from the Year

## Board of Education

The Valentine Community Schools Board of Education meets on the second Wednesday of each month. The regular board meetings begin at 5:00 pm in the board room at Valentine High School and are open to the general public. Minutes of each meeting can be found at <https://meeting.sparqdata.com/public/Organization/55>



Greg Gass – member, Clint Assarsson – Vice President, Kris Larsen – President, Jo Hand – Secretary, Jessica Coyle – Member & Shane Kime - Treasurer

## New Activities Director

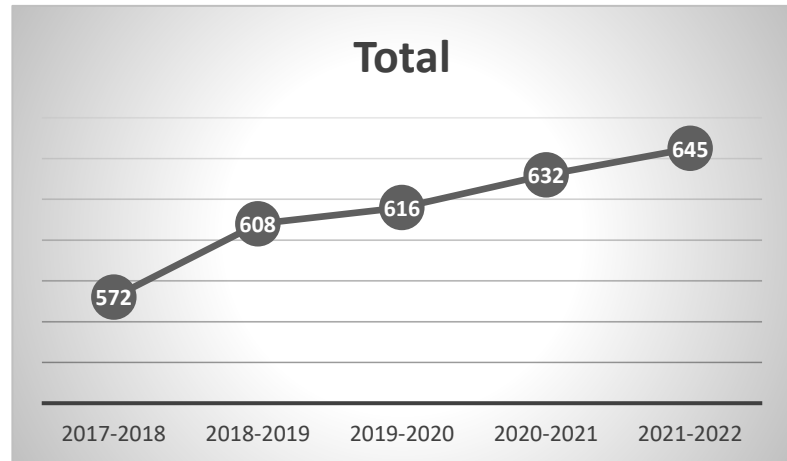


Mr. Blake Beebout was named the new Activities Director/Assistant Principal for Valentine Community Schools. The position became available after Gus Brown moved on to another district.



# Enrollment

Valentine Community Schools is a class 3 district located in north central Nebraska. The district is comprised of Valentine High School, Valentine Middle School, Valentine Elementary School and two rural attendance centers. Valentine Community Schools encompasses a geographic area of approximately 3400 square miles covering most of Cherry County.



## Elementary School

PreK .....68  
 Kindergarten .....48  
 1<sup>st</sup> Grade .....47  
 2<sup>nd</sup> Grade .....49  
 3<sup>rd</sup> Grade .....39  
 4<sup>th</sup> Grade .....41

## Middle School

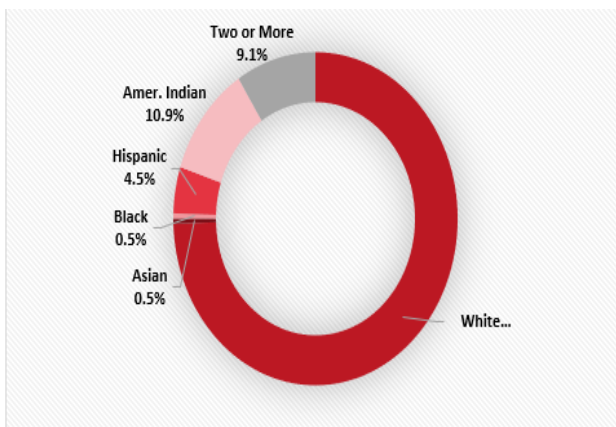
5<sup>th</sup> Grade .....39  
 6<sup>th</sup> Grade .....43  
 7<sup>th</sup> Grade .....39  
 8<sup>th</sup> Grade .....36

## High School

9<sup>th</sup> Grade .....41  
 10<sup>th</sup> Grade .....43  
 11<sup>th</sup> Grade .....55  
 12<sup>th</sup> Grade .....57

\*Rural school students are included in the Elementary and Middle School counts

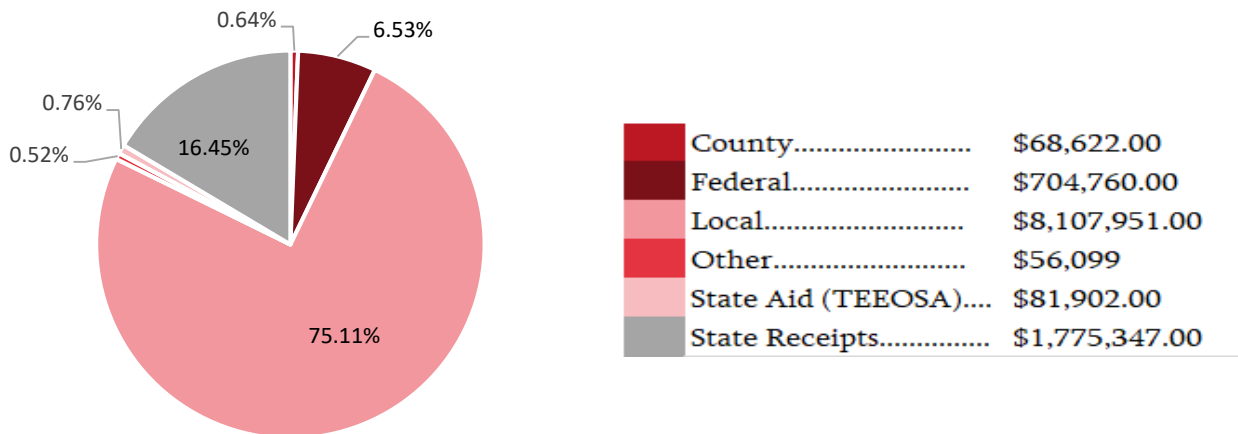
## Student Demographics



	State	District
Attendance Rate	92.28%	94.73%
Free & Reduced Meals	41.31%	40.62%
High Ability Learners	12.89%	8.32%
Special Education	15.92%	14.56%

# Financials

## 2021 - 2022 Receipts



## 2021-2022 EXPENDITURES

	Expenditures	Percent
All Instruction Expenditures	\$6,557,922.00	59.04%
Support Services - Students	\$979,964.00	8.82%
Support Services - Instruction	\$219,309.00	1.97%
General Administration	\$235,163	2.12%
Office of the Principal Expenditures	\$705,682.00	6.35%
Central Services	\$462,798.00	4.17%
Maintenance & Operation	\$963,288.00	8.67%
Support Services - Pupils	\$228,833.00	2.06%
Transportation		
State Categorical Programs	\$190,084.00	1.71%
Total Federal Programs	\$564,987.00	5.09%
<b>Total Expenditures</b>	<b>\$11,108,030.00</b>	<b>100.00%</b>

## Pupil Membership Cost

Average Per Pupil Membership Cost \$20,840.00

Per Pupil Membership Cost by School

School	Cost
Valentine High School	\$ 23,189.00
Valentine Elementary School	\$ 19,080.00
Valentine Middle School	\$ 19,496.00
Simeon School	\$ 22,685.00
Cutcomb Lake School	\$ 43,940.00

# Senior Statistics

District Graduation Rate----- 87.12%  
State Graduation Rate..... 96.15%

**50**

Seniors graduated from  
Valentine High School

**22**

Seniors were members of the  
National Honor Society

**24**

Seniors graduated with a  
Cumulative “A” average

**42**

Seniors completed Dual Credit  
Classes before graduating from  
VHS

**1**

Seniors earned composite ACT  
scores of 31 or higher

**32**

Seniors participated in the  
Internship Program



## AWARE Grant

Valentine Community Schools was the recipient of an AWARE Grant. AWARE stand for Advancing Wellness and Resilience in Education.

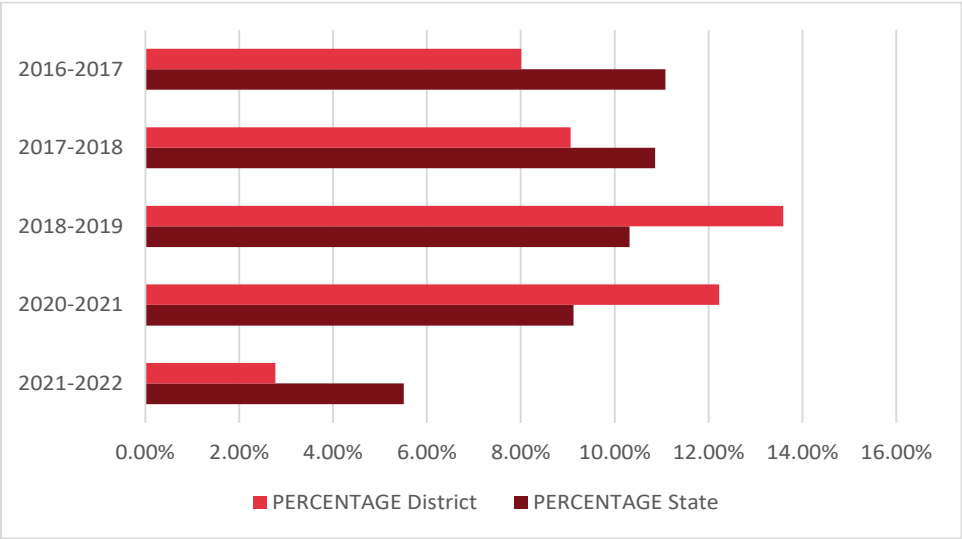
Funds from the AWARE grant allow Valentine Community Schools to focus on mental and

behavioral health needs of school-age children in rural schools, including depression, anxiety, suicide ideation, trauma and substance use. The grant also allows us to promote the social-emotional learning both in and out of the classroom.

# District Snapshot

## School Mobility Rate

Any child who enters or leaves school between the last Friday in September and the last day of school is counted in the mobility rate. An individual child is counted only once.



## Facilities

Simeon Rural School  
88709 Simeon Road  
Valentine, NE 69201  
(402) 376-5995

Cutcomb Lake Rural School  
35591 Medicine Lake Road  
Cody, NE 69211  
(402) 823-4208

Valentine Elementary School  
615 East 5<sup>th</sup> Street  
Valentine, NE 69201  
(402) 376-3237

Valentine Middle School  
239 N. Wood Street  
Valentine, NE 69201  
(402) 376-3367

Valentine High School  
431 N. Green Street  
Valentine, NE 69201  
(402) 376-1780

## Instruction Hours

**Simeon Rural School**  
Hours Required .....1032  
Hours Reported .....1079


**Cutcomb Lake Rural School**  
Hours Required .....1032  
Hours Reported .....1079

**Valentine Elementary School**  
Hours Required .....1032  
Hours Reported .....1079

**Valentine Middle School**  
Hours Required .....1032  
Hours Reported .....1065

**Valentine High School**  
Hours Required .....1080  
Hours Reported .....1132





# State Testing

The Nebraska Department of Education announced the transition to a new innovative through-year assessment model in October of 2019. The COVID-19 Pandemic interrupted the transition when statewide assessments were canceled in spring of 2020. There is strong evidence that Nebraska students continued to learn despite interruptions from the COVID-19 Pandemic, due to the extraordinary efforts of students, parents, educators, and communities across the state.

More information can be found at <https://www.launchne.com/20-21/covid-19-special-report/>

## Percent Proficient

### English Language Arts


	3rd Grade	4th Grade	5th Grade	6th Grade	7th Grade	8th Grade
Valentine Community Schools	67%	60%	66%	52%	54%	63%
Statewide	50%	52%	48%	45%	42%	46%

### Mathematics

	3rd Grade	4th Grade	5th Grade	6th Grade	7th Grade	8th Grade
Valentine Community Schools	72%	45%	74%	61%	69%	63%
Statewide	47%	46%	49%	45%	45%	41%

### ACT – 11<sup>th</sup> Grade

	VCS	Statewide
English Language Arts	47%	46%
Mathematics	47%	44%
Science	53%	48%



Classroom Teachers 65  
School Counselors 3

Percent of Teachers with  
Master’s Degrees  
55.56%

Average Years of Teaching  
Experience  
18.49

Average Salary  
\$59,468

Activities Offered

Elementary School  
Music  
Art  
Physical Education  
Student Council  
Track & Field Day  
TeamMates

Middle School  
Seasonal Sports  
Student Council  
Speech  
Band/Choir  
6<sup>th</sup> Grade Play  
Golf  
TeamMates

High School  
Seasonal Sports  
Student Council  
One Act  
Mock Trial  
FFA  
FBLA  
Yearbook  
Speech  
Cheerleading/Dance  
Flags  
Band/Choir  
Honor Society  
Quiz Bowl  
Fishing Club  
Broadcasting  
TeamMates





# Year in Pictures





# Valentine Community Schools

## MISSION STATEMENT

The mission of Valentine Community Schools is that every child will learn skills to adapt, thrive, and live successfully.

## VISION

Valentine Community Schools will prepare our students for the future in a safe and supportive environment that meets the needs of all learners.

## CORE VALUES

- VCS will provide an engaging, relevant and rigorous curriculum that meets the needs of all learners.
- VCS will provide student centered instruction that meets the needs of all students.
- VCS will collect data from a variety of assessments to improve instruction and learning.
- VCS will provide a safe, consistent and supportive environment for all students and staff.

## SCHOOL IMPROVEMENT GOAL

Valentine Community Schools will enhance engagement for all students.