

MANCHESTER UNION ELEMENTARY SCHOOL DISTRICT

REGULAR MEETING OF THE BOARD OF TRUSTEES

Tuesday, January 24, 2023

Manchester School Library

4:00 p.m.

Public may attend this meeting via Zoom at <https://us02web.zoom.us/j/83839280769> / Meeting ID: 838 3928 0769

NOTICE TO THE PUBLIC

* Members of the School Board and the community have an opportunity to review Agenda information prior to the meeting. Audience participation is welcome and encouraged. The Chair will recognize those members of the audience who wish to speak and may set a time limit on each person's remarks if he/she feels it necessary. Each person wishing to speak will be asked to identify himself/herself prior to speaking. Generally the Chair will ask the public for their remarks after individual Board Members have had an opportunity to speak. At the President's discretion, Agenda items may be considered in other than numerical order.

* Written materials distributed to the Board and the public within 72 hours of the Board meeting are available for public inspection immediately upon distribution at the Manchester School District Office, 19550 S. Hwy 1, Manchester.

* In compliance with Government Code 54954.2(a), the Manchester School Board of Education, will, on request make this agenda available in appropriate alternative formats to persons with a disability, as required by Section 202 of the American with Disabilities Act of 1990 (42 U.S.C. 12132), and the federal rules and regulations adopted in implementation thereof. Individuals who need this agenda in an alternative format or who need a disability-related modification or accommodation in order to participate in the meeting should contact Kristin Larson Balliet, Board Secretary, Manchester Union Elementary School, 19550 S. Hwy 1, Manchester, CA 95459. Telephone (707) 882-2374

AGENDA

*Acronyms used in this agenda:

AB	Assembly Bill	MCOE	Mendocino County Office of Education
AR	Administrative Regulations	SARC	School Accountability Report Card
BP	Board Policy		

- 1.0 Call to order
 - 1.1 Establishment of a quorum
 - 1.2 Pledge to the Flag

- 2.0 Approval of Agenda

ACTION

- 3.0 Public comment on non-agenda items

INFORMATION

Items not on the Agenda may be introduced by members of the audience: however, no discussion or formal action will be taken by the Board at this time.

ANNUAL ORGANIZATION

- 4.0 Consent Calendar

The following items presented under the consent calendar are considered by the Board to be routine and will be enacted upon by the board in one motion. There will be no discussion on these items prior to the time the Board votes on the motion unless members of the Board, staff or public request specific items to be discussed and/or removed from the consent calendar. This must be done prior to the approval of the agenda.

- 4.1 Approval of the Minutes of the Regular Board meeting of December 13, 2022
- 4.2 Payroll and Expenditures
- 4.3 2nd Quarter Report on Williams Uniform Complaints
- 4.4 Accept \$100 donation from Maxine Stornetta-Smith / Class of 1964
- 4.5 Accept \$6000 donation from Manchester School Alumni Association
- 4.6 Approval of Mendocino County Investment Reports, October 31, 2022 and November 30, 2022

INFORMATION ITEMS

- 5.0 Communications

- 5.1 Reminder to Board/Admin staff members to complete Form 700

INFORMATION

- 6.0 REPORTS

- 6.1 Board:
- 6.2 Business Manager:
- 6.3 Staff

INFORMATION

17.3 Report from Closed Session:

18.0 Next agenda items:

- Continue district budget development
- Board decision to send layoff notices if necessary
- Approve Safety Plan
- Board Policy review and update

19.0 Adjournment

**Next Regular Meeting of the Board
Tuesday, February 14, 2023**

MANCHESTER UNION ELEMENTARY SCHOOL DISTRICT

REGULAR MEETING OF THE BOARD OF TRUSTEES

Tuesday, December 13, 2022

Manchester School Library

4:00 p.m.

Public may attend this meeting via zoom. Please call 882-2374 to obtain the link for zoom.

MINUTES

*Acronyms used in this agenda:

AB	Assembly Bill	MCOE	Mendocino County Office of Education
AR	Administrative Regulations	MOU	Memorandum of Understanding
BP	Board Policy	MSP	Move, Second, Pass
LCAP	Local Control Accountability Plan	RSV	Respiratory Syncytial Virus

1.0 Call to order

Board President, Frances Robbings, called the meeting to order 4:02 p.m.

1.1 Oath of Office and Seating of Board members

Frances Robbings, Erin Piper, and Diana Weston Williams took Oath of Office

1.2 Establishment of a quorum

Board attendees: Frances Robings, Erin Piper, Diana Weston Williams

Board absent: N/A

Administration: Kristin Larson Balliet, Elsie Piper

Others present: N/A

1.3 Pledge to the Flag

2.0 Approval of Agenda

MSP Diana, Erin to approve with addition of a brief overview of Board Policy format and structure by Cindy Gonzalez. Passed 3-0

3.0 Public comment on non-agenda items

None

ANNUAL ORGANIZATION

4.0 Organization and Election of Officers

Superintendent/Principal Larson Balliet will chair item 4.1

4.1 Nominations for, and Election of, Board President

Diana nominated Franny for Board President, seconded by Erin; passed 3-0

The selected Board President will assume his/her duties and chair the remainder of the meeting.

4.2 Nominations for, and Election of, Board Clerk

Diana nominated Erin for Board Clerk, seconded by Franny; passed 3-0

4.3 District Authorized Signatures for the Mendocino County Superintendent of Schools

Board members signed the form for the County Office

4.4 Determination and Approval of 2023 Board Regular meeting dates and times

Meeting dates and times were reviewed. MSP by Erin, Diana, to approve as amended; passed 3-0

4.5 Approval of 2023 Board Activities Calendar

MSP by Erin, Diana, to approve as presented; passed 3-0

4.6 Affirmation of Board Goals

MSP Diana, Erin to approve as presented; passed 3-0

4.7 Approve Superintendent/Principal Kristin Larson Balliet as Secretary to the Board

MSP Erin, Diana, to approve as presented; passed 3-0

5.0 Consent Calendar

MSP Diana, Erin, to approve as amended (typo in minutes corrected); passed 3-0

5.1 Approval of the Minutes of the Regular Board meeting of November 08, 2022

5.2 Payroll and Expenditures

5.3 Approve MOU with Annan Paterson for Counseling Services

5.4 Approve resignation of Michelle Stornetta, Classroom Instructional Aide

INFORMATION ITEMS

6.0 Communications

Cindy Gonzalez shared Manchester Elementary School's hard copy Board Policy binder, as well as samples of Board policy, explaining the structure and format, as well as the use of GAMUT, in updating Board Policies. Board member Diana emphasized the importance of moving Board Policy into digital format and Kristin noted some of the policies are currently in digital format and new/updated policies will be stored in Google D going forward.

7.0 REPORTS

7.1 Board: None

7.2 Business Manager: Elsie explained noted MUESD received an audit report with some errors on the cover page (Board members, Superintendent names out of date). She has reached out to have the errors amended. There were no findings in the audit.

7.3 Staff: Kristin noted the teacher who had planned to attend could not make the meeting. Students and teachers have been working hard throughout the second semester. *quarter*

7.4 Superintendent / Principal: Kristin shared that the Winter Fair will be Wednesday, 11:05-12:00, and that guests have been invited to view it via Zoom, due to the many illnesses in the community. Friday will be a modified day. Attendance, county-wide, has been impacted by COVID-19, Flu, and RSV.

ACTION ITEMS

8.0 Approval of the ongoing adherence to AB 361 Rules for Board Meetings

MSP Erin, Diana to approve as presented; passed 3-0

9.0 Approval of the 2022-2023 First Interim Report

Elsie Piper, Business Manager, reviewed the First Interim report and answered questions. MSP, Diana, Erin to approve as presented; passed 3-0

10.0 Annual Accounting of Developer Fee and Public Disclosure per Government Code 6601 and 6606

Elsie explained this disclosure and the developer fees associated, noting the money can go toward construction and reconstruction. Diana and Kristin inquired about whether it can be used for playground resurfacing or fence construction.

PUBLIC HEARING:

Open: 5:21

Close: 5:25

APPROVAL:

MSP Diana, Erin to approve as presented; passed 3-0

11.0 Second Reading: BP & AR 6158: Independent Study

Noting new verbiage had been added by our consultant after the first reading, the Board and Superintendent decided to table this item while Kristin seeks clarification with regard to the term "substantially equivalent" in the new version of the Board Policy.

12.0 Second Reading: BP & AR 5141.52: Suicide Prevention

MSP Diana, Erin, to approve as presented; passed 3-0

DISCUSSION ITEMS

13.0 Information regarding updated Facility Inspection Tool (FIT) from MCOE inspection of Manchester Elementary School

Kristin shared that the inspector from MCOE has provided his FIT report, which superseded our previous FIT report (done by Kristin and Chris Malik), noting all criteria were met and our updated status is "EXEMPLARY."

14.0 Updated Brown Act Virtual Meeting Requirements (AB 2449)

Kristin explained that AB 2449's primary difference from the pre-pandemic Brown Act rules on Teleconferencing is that the teleconference location does not have to be identified on the agenda or accessible to the public. This is effective January 1, 2023. January 1, 2023, the Brown Act permits teleconferencing under any of the three options - traditional Brown Act teleconferencing, AB 361 state of emergency rules, and AB 2440, individual member rules.

15.0 First Reading: Updated BP & AR # 5141.21: Administering Medication and Monitoring Health Conditions

Kristin explained that the key component of this updated BP and AR is the specific language pertaining to Naloxone (Narcan) to treat those experiencing opioid overdose

16.0 Transportation Update

Kristin shared that the bus has been repaired and is back, although, due to employee illness, it was not operational over the past several days. The van is old, has many issues, and needs to be replaced; Kristin and Elsie will be working on that. Supply chain issues have caused delays for other districts who are currently purchasing vans.

17.0 Update: In Person Return to Instruction Plan

Kristin noted this is the plan that has been previously reviewed with the Board and School Site Council, earlier in the year. Links to public health agency information allows for the plan to remain current while information and guidance pertaining to COVID-19 changes.

18.0 Next agenda items:

January Board meeting moved from January 10th to January 17th, to allow for Board member availability

- Discuss development of District Calendar
- Discuss Attendance - measuring and status
- Arts, Materials Block Grant Plan

19.0 Adjournment

MSP Erin, Diana to adjourn at 5:50; passed 3-0

Respectfully Submitted: Trishia Larson Ballet

**Next Regular Meeting of the Board
Tuesday, January 10, 2023**

76 - WARRANT/PASS-THROUGH **Fiscal Year 2022/23**

JE #	Description	Debits	Credits	Running Balance
	**Balance Forward			3,180.6
12/05/22	GJ23-00002		303.31	2,877.30
12/05/22	GJ23-00003		5,658.49	2,781.19-
12/09/22	CT23-00491		2,519.89	5,301.08-
12/09/22	PR23-00028	13,124.05	8,811.37	988.40-
12/09/22	PR23-00029		203.21	1,191.61-
12/13/22	PR23-00031		791.48	1,983.09-
12/15/22	CT23-00512		17,810.30	19,793.39-
12/15/22	PR23-00032	54,703.26	23,915.17	10,994.70
12/15/22	PR23-00033		1,128.14	9,866.56
	Total for 12/2022	67,827.31	61,141.36	
	Net Change	6,685.95		

Recap by Resource

Rsrc-PY	Bal Forward	Debit	Credit	Ending Bal	Resource Description
-	2,877.30	67,827.31	60,838.05	9,866.56	
0000-0	303.31		303.31	.00	NO REPORTING REQUIREM
	3,180.61	67,827.31	61,141.36	9,866.56	

EXPENDITURE

Checks Dated 01/12/2023

Check Number	Check Date	Pay to the Order of	FD-RESC-Y-OBJT-SCH-GOAL-FUNC-DIST	Comment	Expensed Amount	Check Amount
750715	01/12/2023	ALPHA ANALYTICAL LABORATORIES	01-0000-0-5800-001-0000-8110-0000	WATER TEST		50.00
750716	01/12/2023	AT&T	01-0000-0-5903-001-0000-8200-0000	12 17 22 BILLING		83.61
750717	01/12/2023	DEEP VALLEY SECURITY INC	01-0000-0-5800-001-0000-8110-0000	MONITORING FEE		62.95
750718	01/12/2023	DELTA DENTAL PLAN OF CALIF.	01-0000-0-9514-000-0000-0000-0000	JANUARY		1,565.85
750719	01/12/2023	ENVIRONMENTAL HEALTH	13-5310-0-5800-001-0000-3700-0000	FACILITY ID MC001275		225.00
750720	01/12/2023	KYOCERA DOCUMENT SOLUTIONS NOR THERN CA INC	01-0000-0-5800-001-0000-2700-0000	SERVICE CONTRACT	43.01	
			01-0000-0-5800-001-0000-7200-0000	SERVICE CONTRACT	18.43	
750721	01/12/2023	P G & E	01-0000-0-5800-001-1110-1000-0000	SERVICE CONTRACT	61.44	122.88
0722	01/12/2023	POINT ARENA JOINT UN. HIGH SCH	01-0000-0-5510-001-0000-8200-0000	DECEMBER		10.18
750723	01/12/2023	SCHOOL & COLLEGE LEGAL SERVICE	13-5310-0-4700-001-0000-3700-0000	OCTOBER BREAK & LUNCHES		3,356.00
750724	01/12/2023	SOLID WASTES OF WILLITS INC.	01-0000-0-5800-001-0000-2700-0000	WORKSHOP	31.50	
750725	01/12/2023	STATE WATER RES. CONTROL BD.// ATTN:DRINKING WATER PROG. FEE	01-0000-0-5800-001-0000-7200-0000	WORKSHOP	13.50	45.00
750726	01/12/2023	VISION SERVICE PLAN	01-0811-0-5540-001-0000-8200-0000	DECEMBER		483.67
VCH-00000155	01/12/2023	ERWIN, LAURA	01-0000-0-5800-001-0000-8110-0000	SYSTEM NUMBER 2300826		725.00
			01-0000-0-9514-000-0000-0000-0000	JANUARY		249.70
			01-0000-0-5800-001-0000-2700-0000	DIESEL,MILEAGE,HEALTH REIMB	2.91	
			01-0000-0-5800-001-0000-7200-0000	DIESEL,MILEAGE,HEALTH REIMB	1.25	
			01-0740-0-4300-001-0000-3600-0000	DIESEL,MILEAGE,HEALTH REIMB	100.00	
			01-0740-0-5200-001-0000-3600-0000	DIESEL,MILEAGE,HEALTH REIMB	88.00	
			67-0000-0-5800-000-0000-6000-0000	DIESEL,MILEAGE,HEALTH REIMB	561.72	753.88
VCH-00000156	01/12/2023	PIPER, ELSIE	01-0740-0-5800-001-0000-3600-0000	BUS DRIVER QUERY PLAN CUST SUPPLIES	1.25	

The preceding Checks have been issued in accordance with the District's Policy and authorization of the Board of Trustees. It is recommended that the preceding Checks be approved.

ESCAPE ONLINE

Board Report

ReqPay12d

Checks Dated 01/12/2023

Check Number	Check Date	Pay to the Order of	FD-RESC-Y-OBJT-SCH-GOAL-FUNC-DIST	Comment	Expensed Amount	Check Amount
VCH-00000156			01-3212-0-4300-001-0000-8200-0000	BUS DRIVER QUERY PLAN CUST SUPPLIES	48.96	50.21
Total Number of Checks					14	7,783.93

Fund Recap

Fund	Description	Check Count	Expensed Amount
01	GENERAL FUND	12	3,641.21
13	CAFETERIA SPECIAL REVEN	2	3,581.00
67	SELF-INSURANCE (health)	1	561.72
Total Number of Checks		14	7,783.93
Less Unpaid Tax Liability			.00
Net (Check Amount)			7,783.93

Checks Dated 12/22/2022

Check Number	Check Date	Pay to the Order of	FD-RESC-Y-OBJT-SCH-GOAL-FUNC-DIST	Comment	Expensed Amount	Check Amount
749995	12/22/2022	ODP BUSINESS SOLUTIONS LLC	01-0000-0-4300-001-0000-8200-0000	CUSTODIAL SUPPLIES	72.78	162.27
749996	12/22/2022	PATERSON, ANNAN	01-1100-0-4300-001-1110-1000-0000	CLASS SUPPLIES	89.49	
749997	12/22/2022	POINT ARENA JOINT UN. HIGH SCH	01-3214-0-5800-001-1110-3110-0000	COUNSELING		975.00
749998	12/22/2022	ROSSI BUILDING MATERIALS	13-5310-0-4700-001-0000-3700-0000	AUG SEPT BREAK & LUNCH		4,647.25
VCH-00000152	12/22/2022	ANDERSON, AVIS	01-0000-0-4300-001-0000-8110-0000	MAINT SUPPLIES		860.13
VCH-00000153	12/22/2022	BARTON, RICK	67-0000-0-5800-000-0000-6000-0000	HEALTH REIMB		665.22
VCH-00000154	12/22/2022	PIPER, ELSIE	13-5310-0-5200-001-0000-3700-0000	MILEAGE LUNCHES 10/20-12/16		50.00
			01-0000-0-5200-001-0000-2700-0000	SUPPLIES MILEAGE	28.00	
			01-0000-0-5200-001-0000-7200-0000	SUPPLIES MILEAGE	12.00	
			01-3212-0-4300-001-0000-8200-0000	SUPPLIES MILEAGE	48.96	88.96
				Total Number of Checks	7	7,448.83

Fund Recap

Fund	Description	Check Count	Expensed Amount
01	GENERAL FUND	4	2,086.36
13	CAFETERIA SPECIAL REVEN	2	4,697.25
67	SELF-INSURANCE (health)	1	665.22
	Total Number of Checks	7	7,448.83
	Less Unpaid Tax Liability		.00
	Net (Check Amount)		7,448.83


The preceding Checks have been issued in accordance with the District's Policy and authorization of the Board of Trustees. It is recommended that the preceding Checks be approved.

Checks Dated 12/15/2022

Check Number	Check Date	Pay to the Order of	FD-RESC-Y-OBJT-SCH-GOAL-FUNC-DIST	Comment	Expensed Amount	Check Amount
749481	12/15/2022	ALPHA ANALYTICAL LABORATORIES	01-0000-0-5800-001-0000-8110-0000	WATER TEST		50.00
749482	12/15/2022	APPTGY, INC.	01-3182-0-5800-001-1110-1000-0000	THRILLSHARE		4,000.00
749483	12/15/2022	ARTIE BELLS MOBILE MECH SERV	01-0740-0-5800-001-0000-3600-0000	45 DAY INSPECTION		375.00
749484	12/15/2022	DEEP VALLEY SECURITY INC	01-0000-0-5800-001-0000-8110-0000	MONITORING FEE		62.95
749485	12/15/2022	DEPARTMENT OF JUSTICE ACCOUNTING OFFICE//CASHIERING UNIT	01-0000-0-5800-001-0000-2700-0000	FINGERPRINTING	56.70	
749486	12/15/2022	LARSON, KRISTIN	01-0000-0-5800-001-0000-7200-0000	FINGERPRINTING	24.30	81.00
749487	12/15/2022	SCHOOL & COLLEGE LEGAL SERVICE	01-1100-0-4300-001-1110-1000-0000	SUPPLIES		24.60
			01-0000-0-5800-001-0000-2700-0000	BROWN ACT WORKSHOP	31.50	
			01-0000-0-5800-001-0000-7200-0000	BROWN ACT WORKSHOP	13.50	45.00
				Total Number of Checks	7	4,638.55

Fund Recap

Fund	Description	Check Count	Expensed Amount
01	GENERAL FUND	7	4,638.55
	Total Number of Checks	7	4,638.55
	Less Unpaid Tax Liability		.00
	Net (Check Amount)		4,638.55



SERVICE EXCELLENCE INNOVATION TEAMWORK

Williams Settlement Legislation
Quarterly Uniform Complaints Procedure Reporting Form
2022-23

District Name: Manchester Union Elementary School Dist.

Person Completing this Form Kristin Larson Balliet

Title: Superintendent / Principal

This report is being submitted for the following quarter (please check one):

Table with 4 columns: Quarter, Reporting Period, Report Due To MCOE. Rows include Quarter #1, #2 (checked), #3, and #4.

Check which applies:

No complaints were filed with any school in the district during the quarter indicated above.

Complaints were filed with schools in the district during the quarter indicated above.

The following chart summarizes the nature and resolution of the complaint.

Table with 4 columns: Type of Complaint, Total No. of Complaints, No. of Complaints Resolved, No. of Unresolved Complaints. Rows include Textbooks, Teacher Vacancies, Facility Conditions, and a TOTALS row.

Superintendent's Name: Kristin Larson Balliet

Superintendents Signature: Kristin Larson Balliet

Forwarded a copy of this completed report to
Veronica Bazor, vbazor@mcoe.us

90-7162/3222

1235

DATE 10/29/2022

PAY TO THE ORDER OF Manchester Elem. School \$ 100.00

One hundred + no/100 DOLLARS

SAFETY PAPER



JPMorgan Chase Bank, N.A.
www.Chase.com

MEMO DONATION

AGENDA ITEM # 4.4

248

12-1-2022 Date

90-7758/3211
13

Pay to the order of Manchester Union Elem. School District \$ 6000

Six thousand and 00/100 Dollars



Redwood Credit Union

P.O. Box 6104
Santa Rosa, CA 95406
redwoodcu.org

For _____ MP

Irfand Clarke

AGENDA ITEM # 4.5

Mendocino County Consolidated

Account #70006

Portfolio Summary

As of October 31, 2022



PORTFOLIO CHARACTERISTICS

Average Modified Duration	1.18
Average Coupon	1.13%
Average Purchase YTM	1.33%
Average Market YTM	3.66%
Average S&P/Moody Rating	AA+/Aa1
Average Final Maturity	1.23 yrs
Average Life	1.23 yrs

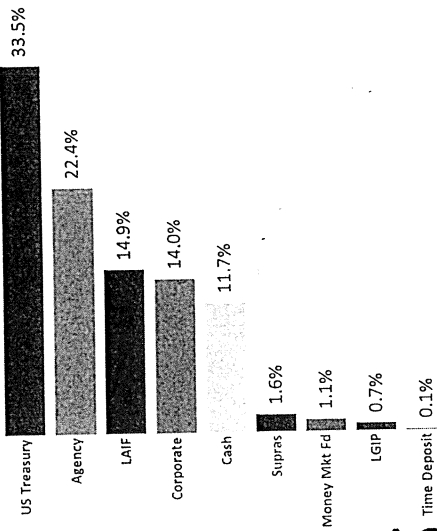
ACCOUNT SUMMARY

	Beg. Values as of 9/30/22	End Values as of 10/31/22
Market Value	398,593,706	422,663,392
Accrued Interest	1,009,140	871,279
Total Market Value	399,602,846	423,534,671
Income Earned	396,617	450,510
Cont./WD		
Par	414,472,898	439,418,319
Book Value	412,577,819	437,297,734
Cost Value	412,101,526	436,776,302

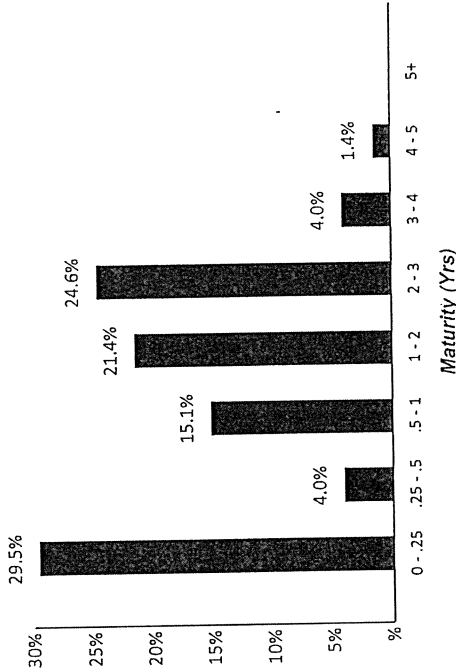
TOP ISSUERS

Government of United States	33.5%
Local Agency Investment Fund	14.9%
Custodial Checking Account	11.6%
Federal Farm Credit Bank	9.4%
Federal Home Loan Mortgage Corp	7.0%
Federal Home Loan Bank	3.3%
Federal National Mortgage Assoc	2.6%
Dreyfus Treasury Money Market F	1.1%
Total	83.5%

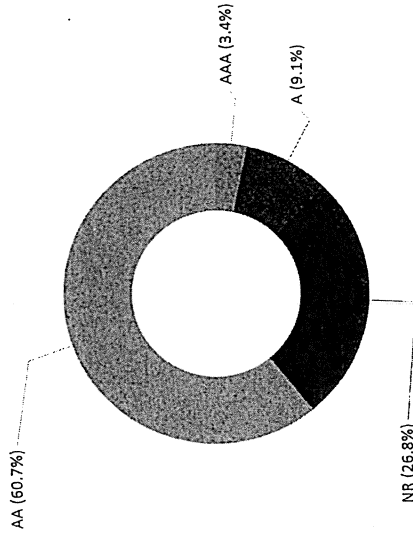
SECTOR ALLOCATION



MATURITY DISTRIBUTION



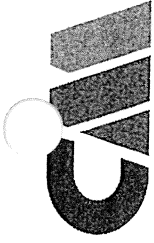
CREDIT QUALITY (S&P)



AGENDA ITEM # 4.6

Statement of Compliance

As of October 31, 2022



County of Mendocino Consolidated

This portfolio is a consolidation of assets managed by Chandler Asset Management and assets managed internally by Client. Chandler relies on Client to provide accurate information for reporting assets and producing this compliance statement.

Category	Standard	Comment
U.S. Treasuries	No limitation; Full Faith and credit of the U.S. are pledged for the payment of principal and interest	Complies
Federal Agencies	30% max per Agency issuer; 20% max callable agency securities; Federal agencies or U.S. government-sponsored enterprise obligations, participations, or other instruments, including those issued by or fully guaranteed as to principal and interest by federal agencies or U.S. government-sponsored enterprises	Complies
Supranational Obligations	"AA" rating category or higher by two NRSROs; 30% max; 10% max per issuer; Unsubordinated obligations issued by IBRD, IFC, or IADB	Complies
Municipal Securities	"A" rating category or higher by a NRSRO; 30% max; 5% max per issuer; Include obligations of the County, the State of California, and any local agency within the State of California; Obligations of any of the other 49 states in addition to California, including bonds payable solely out of the revenues from a revenue-producing property owned, controlled, or operated by a state or by a department, board, agency, or authority of any of the other 49 states in addition to California.	Complies
Corporate Medium Term Notes	"A" rating category or better by two NRSROs; 30% max; 5% max per issuer; Issued by corporations organized and operating within U.S. or by depository institutions licensed by the U.S. or any state and operating within the U.S.	Complies
Asset-Backed Securities (ABS) and Mortgage Pass-Through Securities	"AA" rating category or better by two NRSROs; 20% max (combined Mortgage Pass-Through and Asset-Backed Securities); 5% max per issuer in Asset Backed or Commercial Mortgage security issuer. No issuer limitation on any Mortgage security where the issuer is U.S. Treasury or Federal Agency/GSE	Complies
Negotiable Certificates of Deposit (NCD)	"A" rating category or higher by two NRSROs for long-term obligations; and/or "A-1" rating category or higher by two NRSROs for short-term debt obligations; 30% max (including CDARS); 5% max per issuer	Complies
Certificate of Deposit Placement Service (CDARS)	30% max (combined Negotiable Certificates of Deposit including CDARS)	Complies
FDIC Insured Time Deposits (Non-negotiable CD/TD)	Non-Negotiable Certificates of Deposit in state or federally chartered banks, savings and loans, or credit unions; The amount per institution is limited to maximum covered under FDIC; 20% max combined FDIC & Collateralized CD/TD; 5% max per issuer	Complies
Collateralized Time Deposits (Non-negotiable CD/TD)	Non-Negotiable Certificates of Deposit in state or federally chartered banks, savings and loans, or credit unions in excess of insured amounts which are fully collateralized with securities in accordance with California law; 20% max combined FDIC & Collateralized CD/TD; 5% max per issuer	Complies
Banker's Acceptances	"A-1" rating category or higher by two NRSROs for short-term debt obligations; and "A" rating category or higher by two NRSROs for long-term debt obligations; 40% max; 5% max per issuer; 180 days max maturity	Complies
Commercial Paper	"A-1" rating category or higher by two NRSROs for short-term obligations; and "A" rating category or higher by two NRSROs for long-term obligations, if any; 40% max; 5% max per issuer; 270 days max maturity; Issuer is a corporation organized and operating in the U.S. with assets in excess of \$500 million; If the issuer is organized within the U.S. as a special purpose corporation, trust, or limited liability corporation, then the securities must have program-wide credit enhancement including, but not limited to, overcollateralization, letters of credit, or a surety bond.	Complies
Mutual Funds and Money Market Mutual Funds	Registered with SEC under Investment Company Act of 1940 and meet either of the following criteria: (i) Highest rating by two NRSROs; or (ii) Retained an investment adviser registered or exempt from SEC registration with > 5 years experience managing money market mutual funds with AUM >\$500 million;	Complies
Local Agency Investment Fund (LAIF)	20% max combined Money Market Mutual Funds and Mutual Funds; 20% max per Money Market Mutual Fund; 20% max in Mutual Funds; 10% max per Mutual Fund Maximum permitted amount by LAIF	Complies

Local Government Investment Pool (LGIP)			Complies
Repurchase Agreements	No limitation; 1 year max maturity; 102% collateralized; Not used by investment adviser		Complies
Prohibited	Inverse floaters, range notes, mortgage derived interest-only strips; Securities with maturity longer than 5 years (unless approved by the Board of Supervisors); Zero interest accrual if held to maturity; Under a provision sunsetting January 1, 2026, securities backed by the U.S. Government that could result in zero or negative interest accrual if held to maturity are permitted; Trading securities for the sole purpose of speculating on the future direction of interest rates; Purchasing or selling securities on margin; Reverse Repurchase Agreements; Securities lending; Foreign currency denominated securities		Complies
Social and Environmental Concerns	Investments are encouraged in entities that support equality of rights regardless of sex, race, age, disability, or sexual orientation, as well as those entities that practice environmentally sound and fair labor practices. Investments are discouraged in entities that receive a significant portion of their revenues from the manufacturer of tobacco products, firearms, or weapons not used in our national defense.		Complies
Maximum Per Issuer	5% max per issuer, except for U.S. Government securities, LGIPs, Supranationals, and money market mutual funds, or unless otherwise specified in this policy		Complies
Maximum maturity	5 years maximum maturity		Complies

Mendocino County Consolidated

Account #70006

Holdings Report
As of October 31, 2022



CUSIP	Security Description	Par Value/Units	Purchase Date Book Yield	Cost Value Book Value	Mkt. Price Mkt. YTM	Market Value Accrued Int.	% of Port. Gain/Loss	Moody/S&P Fitch	Maturity Duration
313381BR5	FHLB Note 1.875% Due 12/9/2022	3,000,000.00	Various 2.46%	2,931,075.00 2,998,288.39	99.78 3.94%	2,993,403.00 22,187.50	0.71% (4,885.39)	Aaa / AA+ AAA	0.11 0.11
3133ELNWO	FFCB Note 1.45% Due 2/21/2023	3,000,000.00	02/14/2020 1.45%	2,999,940.00 2,999,993.87	99.07 4.51%	2,972,202.00 8,458.33	0.70% (27,791.87)	Aaa / AA+ AAA	0.31 0.30
3130ADRG9	FHLB Note 2.75% Due 3/10/2023	3,000,000.00	03/28/2019 2.24%	3,057,120.00 3,005,109.90	99.39 4.46%	2,981,763.00 11,687.50	0.71% (23,346.90)	Aaa / AA+ NR	0.36 0.35
3137EAEQ8	FHLMC Note 0.375% Due 4/20/2023	4,235,000.00	Various 0.36%	4,236,232.50 4,235,220.09	98.08 4.54%	4,153,882.81 485.26	0.98% (81,337.28)	Aaa / AA+ AAA	0.47 0.46
3137EAER6	FHLMC Note 0.375% Due 5/5/2023	3,000,000.00	05/05/2020 0.39%	2,998,740.00 2,999,786.73	97.87 4.63%	2,936,175.00 5,500.00	0.69% (63,611.73)	Aaa / AA+ AAA	0.51 0.50
3135G04Q3	FNMA Note 0.25% Due 5/22/2023	3,050,000.00	05/20/2020 0.35%	3,040,819.50 3,048,306.43	97.63 4.60%	2,977,657.05 3,367.71	0.70% (70,649.38)	Aaa / AA+ AAA	0.56 0.55
3133ELG81	FFCB Note 0.3% Due 6/8/2023	4,000,000.00	06/02/2020 0.33%	3,997,000.00 3,999,400.00	97.29 4.92%	3,891,436.00 4,766.67	0.92% (107,964.00)	Aaa / AA+ AAA	0.60 0.59
3133834G3	FHLB Note 2.125% Due 6/9/2023	2,750,000.00	06/10/2019 2.00%	2,763,035.00 2,751,965.52	98.45 4.75%	2,707,361.25 23,050.35	0.64% (44,604.27)	Aaa / AA+ NR	0.61 0.59
3133EKS7	FFCB Note 1.77% Due 6/26/2023	2,500,000.00	06/21/2019 1.89%	2,488,375.00 2,498,114.22	98.16 4.65%	2,454,105.00 15,364.58	0.58% (44,009.22)	Aaa / AA+ AAA	0.65 0.63
3137EAES4	FHLMC Note 0.25% Due 6/26/2023	3,300,000.00	06/24/2020 0.35%	3,290,364.00 3,297,914.40	97.24 4.59%	3,208,906.80 2,864.58	0.76% (89,007.60)	Aaa / AA+ AAA	0.65 0.64
3135G05G4	FNMA Note 0.25% Due 7/10/2023	3,475,000.00	07/08/2020 0.32%	3,467,528.75 3,473,287.41	97.02 4.68%	3,371,455.43 2,678.65	0.80% (101,831.98)	Aaa / AA+ AAA	0.69 0.68
3133EKZK5	FFCB Note 1.6% Due 8/14/2023	3,000,000.00	08/09/2019 1.63%	2,996,040.00 2,999,224.80	97.57 4.78%	2,927,193.00 10,266.67	0.69% (72,031.80)	Aaa / AA+ AAA	0.79 0.76
3133EL3V4	FFCB Note 0.2% Due 8/14/2023	4,000,000.00	08/12/2020 0.27%	3,991,640.00 3,997,816.47	96.56 4.71%	3,862,256.00 1,711.11	0.91% (135,560.47)	Aaa / AA+ AAA	0.79 0.77
3137EAEV7	FHLMC Note 0.25% Due 8/24/2023	4,825,000.00	Various 0.29%	4,818,968.50 4,823,366.80	96.45 4.75%	4,653,630.48 2,244.96	1.10% (169,736.32)	Aaa / AA+ AAA	0.81 0.79
3133EL618	FFCB Note 0.22% Due 9/8/2023	4,000,000.00	09/14/2020 0.26%	3,995,648.00 3,998,756.00	96.26 4.74%	3,850,544.00 1,295.56	0.91% (148,212.00)	Aaa / AA+ AAA	0.85 0.83
3137EAEW5	FHLMC Note 0.25% Due 9/8/2023	4,045,000.00	Various 0.25%	4,045,461.15 4,045,138.10	96.33 4.70%	3,896,354.34 1,488.78	0.92% (148,783.76)	Aaa / AA+ AAA	0.85 0.83



Mendocino County Consolidated

Holdings Report

Account #70006

As of October 31, 2022

CUSIP	Security Description	Par Value/Units	Purchase Date Book Yield	Cost Value Book Value	Mkt Price Mkt YTM	Market Value Accrued Int.	% of Port. Gain/Loss	Moody/S&P Fitch	Maturity Duration
AGENCY									
3133EMB50	FFCB Note 0.2% Due 10/2/2023	4,000,000.00	09/28/2020 0.24%	3,995,240.00 3,998,543.74	95.85 4.87%	3,834,124.00 644.44	0.91% (164,419.74)	Aaa / AA+ AAA	0.92 0.90
3137EAEY1	FHLMC Note 0.125% Due 10/16/2023	3,900,000.00	10/14/2020 0.25%	3,885,453.00 3,895,363.56	95.67 4.80%	3,731,258.70 203.13	0.88% (164,104.86)	Aaa / AA+ AAA	0.96 0.94
3137EAEZ8	FHLMC Note 0.25% Due 11/6/2023	4,385,000.00	11/03/2020 0.28%	4,381,053.50 4,383,667.70	95.54 4.80%	4,189,626.33 5,328.99	0.99% (194,041.37)	Aaa / AA+ AAA	1.02 0.99
3133EMHR6	FFCB Note 0.25% Due 11/27/2023	5,000,000.00	12/16/2020 0.21%	5,005,900.00 5,002,145.95	95.44 4.66%	4,772,100.00 5,347.22	1.13% (230,045.95)	Aaa / AA+ AAA	1.07 1.05
3135G06H1	FNMA Note 0.25% Due 11/27/2023	5,000,000.00	12/16/2020 0.22%	5,004,400.00 5,001,600.37	95.38 4.72%	4,768,770.00 5,347.22	1.13% (232,830.37)	Aaa / AA+ AAA	1.07 1.05
3137EAF2	FHLMC Note 0.25% Due 12/4/2023	2,900,000.00	12/02/2020 0.28%	2,897,129.00 2,898,956.48	95.38 4.64%	2,766,124.40 2,960.42	0.65% (132,832.08)	Aaa / AA+ AAA	1.09 1.07
3133EMRZ7	FFCB Note 0.25% Due 2/26/2024	1,845,000.00	02/22/2021 0.26%	1,844,335.80 1,844,707.63	94.51 4.59%	1,743,652.31 832.81	0.41% (101,055.32)	Aaa / AA+ AAA	1.32 1.29
3133XVDG3	FHLB Note 4.375% Due 9/13/2024	3,500,000.00	09/26/2022 4.48%	3,493,210.00 3,493,541.45	99.54 4.63%	3,483,886.00 20,416.67	0.83% (9,655.45)	Aaa / AA+ NR	1.87 1.76
3130AQF40	FHLB Note 1% Due 12/20/2024	2,000,000.00	12/21/2021 1.03%	1,998,240.00 1,998,745.16	92.65 4.65%	1,852,988.00 7,277.78	0.44% (145,757.16)	Aaa / AA+ AAA	2.14 2.06
3133ENKS8	FFCB Note 1.125% Due 1/6/2025	5,000,000.00	Various 1.22%	4,986,371.00 4,990,043.71	92.78 4.65%	4,638,900.00 17,968.75	1.10% (351,143.71)	Aaa / AA+ AAA	2.19 2.10
3133ENWH9	FFCB Note 2.9% Due 5/9/2025	5,000,000.00	05/03/2022 2.97%	4,990,250.00 4,991,815.69	96.06 4.57%	4,803,110.00 69,277.78	1.15% (188,705.69)	Aaa / AA+ AAA	2.52 2.36
Total Agency		97,710,000.00	0.93%	97,599,569.70 97,670,820.57	4.66%	94,422,864.90 253,023.42	22.35% (3,247,955.67)	Aaa / AA+ AAA	0.98 0.95
CASH									
90CASH\$00	Cash Custodial Cash Account	408,598.61	Various 0.00%	408,598.61 408,598.61	1.00 0.00%	408,598.61 0.00	0.10% 0.00	NR / NR NR	0.00 0.00
90CHECKS\$1	Checking Deposit Bank Account	49,319,985.11	Various 0.00%	49,319,985.11 49,319,985.11	1.00 0.00%	49,319,985.11 0.00	11.64% 0.00	NR / NR NR	0.00 0.00
Total Cash		49,728,583.72	N/A	49,728,583.72 49,728,583.72	0.00%	49,728,583.72 0.00	11.74% 0.00	NR / NR NR	0.00 0.00

Mendocino County Consolidated

Account #70006

Holdings Report

As of October 31, 2022



CUSIP	Security Description	Par Value/Units	Purchase Date Book Yield	Cost Value Book Value	Mkt Price Mkt YTM	Market Value Accrued Int.	% of Port. Gain/Loss	Moody/S&P Fitch	Maturity Duration
CORPORATE									
89236TELS	Toyota Motor Credit Corp Note 2.7% Due 1/11/2023	1,500,000.00	05/20/2019 2.66%	1,501,890.00 1,500,100.89	99.66 4.45%	1,494,835.50 12,375.00	0.36% (5,265.39)	A1 / A+ A+	0.20 0.19
69371RQ41	Paccar Financial Corp Note 1.9% Due 2/7/2023	1,000,000.00	10/31/2019 1.90%	999,950.00 999,995.88	99.34 4.37%	993,430.00 4,433.33	0.24% (6,565.88)	A1 / A+ NR	0.27 0.26
89236TJD8	Toyota Motor Credit Corp Note 0.4% Due 4/6/2023	700,000.00	04/06/2021 0.44%	699,433.00 699,878.33	98.20 4.67%	687,371.30 194.44	0.16% (12,507.03)	A1 / A+ A+	0.43 0.42
931142DH3	Wal-Mart Stores Callable Note Cont 1/11/2023 2.55% Due 4/11/2023	1,500,000.00	05/01/2019 2.62%	1,495,965.00 1,499,548.55	99.03 4.77%	1,485,439.50 2,125.00	0.35% (14,109.05)	Aa2 / AA AA	0.44 0.44
037833AK6	Apple Inc Note 2.4% Due 5/3/2023	1,000,000.00	05/20/2019 2.65%	990,790.00 998,831.19	98.89 4.66%	988,856.00 11,866.67	0.24% (9,975.19)	Aaa / AA+ NR	0.50 0.49
037833DV9	Apple Inc Note 0.75% Due 5/11/2023	1,000,000.00	06/26/2020 0.46%	1,008,300.00 1,001,517.03	98.04 4.55%	980,414.00 3,541.67	0.23% (21,103.03)	Aaa / AA+ NR	0.53 0.51
57629WCU2	Mass Mutual Global funding Note 0.85% Due 6/9/2023	2,000,000.00	12/22/2021 0.73%	2,003,420.00 2,001,422.31	97.56 4.98%	1,951,274.00 6,705.56	0.46% (50,148.31)	Aa3 / AA+ AA+	0.61 0.59
24422EVN6	John Deere Capital Corp Note 0.45% Due 1/17/2024	1,960,000.00	03/01/2021 0.47%	1,958,608.40 1,959,413.64	94.89 4.84%	1,859,840.08 2,548.00	0.44% (99,573.56)	A2 / A A	1.21 1.18
69371RR24	Paccar Financial Corp Note 0.35% Due 2/2/2024	540,000.00	01/28/2021 0.39%	539,373.60 539,738.00	94.55 4.89%	510,551.64 467.25	0.12% (29,186.36)	A1 / A+ NR	1.26 1.22
89114QCQ9	Toronto Dominion Bank Note 0.55% Due 3/4/2024	2,000,000.00	04/20/2021 0.58%	1,998,520.00 1,999,308.77	93.74 5.45%	1,874,796.00 1,741.67	0.44% (124,512.77)	A1 / A AA-	1.34 1.30
808513BN4	Charles Schwab Corp Callable Note Cont 2/18/2024 0.75% Due 3/18/2024	2,300,000.00	Various 0.71%	2,302,710.00 2,301,201.35	94.33 5.06%	2,169,525.60 2,060.41	0.51% (131,675.75)	A2 / A A	1.38 1.34
023135BW5	Amazon.com Inc Note 0.45% Due 5/12/2024	2,500,000.00	12/01/2021 0.93%	2,470,800.00 2,481,713.13	93.76 4.73%	2,343,907.50 5,281.25	0.55% (137,805.63)	A1 / AA AA-	1.53 1.49
14913R2L0	Caterpillar Financial Service Note 0.45% Due 5/17/2024	3,430,000.00	Various 2.48%	3,289,043.07 3,326,105.44	93.34 4.99%	3,201,483.11 7,031.50	0.76% (124,622.33)	A2 / A A	1.55 1.50
24422EVQ9	John Deere Capital Corp Note 0.45% Due 6/7/2024	1,860,000.00	06/07/2021 0.49%	1,857,675.00 1,858,757.73	93.36 4.81%	1,736,436.48 3,348.00	0.41% (122,321.25)	A2 / A A	1.60 1.56
79466LAG9	Salesforce.com Inc Callable Note Cont 7/15/2022 0.625% Due 7/15/2024	1,735,000.00	12/07/2021 1.04%	1,716,713.10 1,723,014.28	93.12 4.88%	1,615,600.77 3,192.88	0.38% (107,413.51)	A2 / A+ NR	1.71 1.66



Holdings Report

As of October 31, 2022

Mendocino County Consolidated
Account #70006

CUSIP	Security Description	Par Value/Units	Purchase Date Book Yield	Cost Value Book Value	Mkt Price Mkt YTM	Market Value Accrued Int.	% of Port. Gain/Loss	Moody/S&P Fitch	Maturity Duration
CORPORATE									
59217GEP0	Metlife Note 0.7% Due 9/27/2024	2,000,000.00	12/01/2021 1.20%	1,972,600.00 1,981,467.06	91.54 5.43%	1,830,780.00 1,322.22	0.43% (150,687.06)	Aa3 / AA- AA-	1.91 1.84
74153WCQ0	Pricoa Global Funding Note 1.15% Due 12/6/2024	1,530,000.00	12/01/2021 1.19%	1,528,424.10 1,528,896.58	91.71 5.39%	1,403,086.50 7,086.88	0.33% (125,810.08)	Aa3 / AA- AA-	2.10 2.01
89236TJ3	Toyota Motor Credit Corp Note 1.45% Due 1/13/2025	1,885,000.00	01/10/2022 1.50%	1,882,474.10 1,883,147.06	92.60 5.05%	1,745,500.58 8,199.75	0.41% (137,646.48)	A1 / A+ A+	2.21 2.11
64952WEK5	New York Life Global Note 1.45% Due 1/14/2025	3,265,000.00	01/11/2022 1.49%	3,261,473.80 3,262,410.04	92.16 5.27%	3,009,001.15 14,071.24	0.71% (253,408.89)	Aaa / AA+ AAA	2.21 2.11
78016EYM3	Royal Bank of Canada Note 1.6% Due 1/21/2025	3,000,000.00	01/12/2022 1.60%	3,000,000.00 3,000,000.00	92.33 5.30%	2,769,933.00 13,333.33	0.66% (230,067.00)	A1 / A AA-	2.23 2.12
69371RQ66	Paccar Financial Corp Note 1.8% Due 2/6/2025	2,000,000.00	04/18/2022 2.99%	1,936,520.00 1,948,620.29	93.28 4.97%	1,865,658.00 8,500.00	0.44% (82,962.29)	A1 / A+ NR	2.27 2.16
46647PBY1	JP Morgan Chase & Co Callable Note Cont 2/16/2024 0.563% Due 2/16/2025	2,575,000.00	Various 0.93%	2,568,630.00 2,571,176.17	93.21 4.96%	2,400,121.45 3,020.26	0.57% (171,054.72)	A1 / A- AA-	2.30 2.21
59217GEW5	Metlife Note 2.8% Due 3/21/2025	960,000.00	03/14/2022 2.83%	959,145.60 959,321.00	94.31 5.37%	905,403.84 2,986.67	0.21% (53,917.16)	Aa3 / AA- AA-	2.39 2.26
023135CE4	Amazon.com Inc Note 3% Due 4/13/2025	2,000,000.00	04/18/2022 2.93%	2,003,780.00 2,003,103.14	96.20 4.66%	1,923,956.00 3,000.00	0.45% (79,147.14)	A1 / AA AA-	2.45 2.32
87612EBL9	Target Corp Callable Note Cont 4/15/25 2.25% Due 4/15/2025	1,000,000.00	02/22/2022 2.10%	1,004,390.00 1,003,405.70	93.92 4.91%	999,197.00 1,000.00	0.22% (64,208.70)	A2 / A A	2.46 2.34
06406RBC0	Bank of NY Mellon Corp Callable Note Cont 3/25/2025 3.35% Due 4/25/2025	2,740,000.00	04/19/2022 3.35%	2,739,616.40 2,739,682.61	96.17 5.01%	2,635,142.94 1,529.83	0.62% (104,539.67)	A1 / A AA-	2.48 2.34
037833DT4	Apple Inc Callable Note Cont 4/11/2025 1.125% Due 5/11/2025	2,000,000.00	04/26/2022 2.95%	1,894,800.00 1,912,538.86	91.41 4.77%	1,828,192.00 10,625.00	0.43% (84,346.86)	Aaa / AA+ NR	2.53 2.43
89115A2A9	Toronto-Dominion Bank Note 3.766% Due 6/6/2025	2,000,000.00	06/02/2022 3.70%	2,003,660.00 2,003,171.55	95.93 5.47%	1,918,656.00 29,918.78	0.46% (84,515.55)	A1 / A NR	2.60 2.39
06406RBF3	Bank of NY Mellon Corp Callable Note Cont 6/13/2024 3.43% Due 6/13/2025	1,095,000.00	06/08/2022 3.43%	1,095,000.00 1,095,000.00	96.98 4.73%	1,061,969.33 14,397.43	0.25% (33,030.67)	A1 / A AA-	2.62 2.43
46647PDE3	JP Morgan Chase & Co Callable Note Cont 6/14/2025 3.845% Due 6/14/2025	1,500,000.00	06/08/2022 3.83%	1,500,480.00 1,500,388.07	96.87 5.17%	1,453,092.00 22,429.17	0.35% (47,296.07)	A1 / A- AA-	2.62 2.45

Mendocino County Consolidated

Account #70006

Holdings Report

As of October 31, 2022



CLUSIP	Security Description	Par Value/Units	Purchase Date Book Yield	Cost Value Book Value	Mkt Price Mkt YTM	Market Value Accrued Int.	% of Port. Gain/Loss	Moody/S&P Fitch	Maturity Duration
CORPORATE									
931142EW9	Wal-Mart Stores Note 3.9% Due 9/9/2025	2,000,000.00	09/09/2022 3.86%	2,002,460.00 2,002,349.62	97.92 4.68%	1,958,452.00 11,266.67	0.47% (43,897.62)	Aa2 / AA AA	2.86 2.65
437076CR1	Home Depot Callable Note Cont 8/15/2025 4% Due 9/15/2025	2,875,000.00	Various 4.08%	2,868,840.40 2,869,082.95	97.85 4.81%	2,813,319.75 13,416.67	0.67% (55,763.20)	A2 / A A	2.88 2.66
857477BR3	State Street Bank Callable Note Cont 2/6/2025 1.746% Due 2/6/2026	2,900,000.00	Various 3.11%	2,815,820.00 2,827,227.00	92.24 5.25%	2,674,896.20 11,955.25	0.63% (152,330.80)	A1 / A AA-	3.27 3.08
Total Corporate		62,350,000.00	2.06%	61,871,305.57 61,981,534.22	4.98%	59,030,119.22 244,971.78	14.00% (2,951,415.00)	A1 / A+ AA-	1.92 1.83
LAIF									
90LAIF500	Local Agency Investment Fund State Pool	63,000,000.00	Various 1.84%	63,000,000.00 63,000,000.00	1.00 1.84%	63,000,000.00 80,380.27	14.89% 0.00	NR / NR NR	0.00 0.00
Total LAIF		63,000,000.00	1.84%	63,000,000.00 63,000,000.00	1.84%	63,000,000.00 80,380.27	14.89% 0.00	NR / NR NR	0.00 0.00
LOCAL GOV INVESTMENT POOL									
90CAMP500	California Asset Mgmt Program CAMP	3,000,000.00	Various 3.21%	3,000,000.00 3,000,000.00	1.00 3.21%	3,000,000.00 0.00	0.71% 0.00	NR / AAA NR	0.00 0.00
Total Local Gov Investment Pool		3,000,000.00	3.21%	3,000,000.00 3,000,000.00	3.21%	3,000,000.00 0.00	0.71% 0.00	NR / AAA NR	0.00 0.00
MONEY MARKET FUND									
261908107	Dreyfus Trsy/Agcy Cash Management 521	4,679,735.02	Various 2.99%	4,679,735.02 4,679,735.02	1.00 2.99%	4,679,735.02 0.00	1.10% 0.00	Aaa / AAA NR	0.00 0.00
Total Money Market Fund		4,679,735.02	2.99%	4,679,735.02 4,679,735.02	2.99%	4,679,735.02 0.00	1.10% 0.00	Aaa / AAA NR	0.00 0.00
SUPRANATIONAL									
4590581V6	Intl. Bank Recon & Development Note 0.125% Due 4/20/2023	3,310,000.00	04/13/2021 0.23%	3,303,148.30 3,308,404.40	97.97 4.54%	3,242,840.10 126.42	0.77% (65,564.30)	Aaa / AAA AAA	0.47 0.46

Mendocino County Consolidated

Holdings Report

Account #70006

As of October 31, 2022



CUSIP	Security Description	Pap Value/Units	Purchase Date Book Yield	Cost Value Book Value	Mkt Price Mkt YTM	Market Value Accrued Int.	% of Port. Gain/Loss	Moody/S&P Fitch	Maturity Duration
SUPRANATIONAL									
4581X0DM7	Inter-American Dev Bank Note 0.5% Due 5/24/2023	2,500,000.00	04/23/2021 0.21%	2,515,200.00 2,504,096.17	97.76 4.56%	2,444,100.00 5,451.39	0.58% (59,996.17)	Aaa / AAA NR	0.56 0.55
459058JM6	Intl. Bank Recon & Development Note 0.25% Due 11/24/2023	1,090,000.00	11/17/2020 0.32%	1,087,656.50 1,089,169.61	95.41 4.72%	1,039,998.43 1,188.40	0.25% (49,171.18)	Aaa / AAA AAA	1.07 1.04
	Total Supranational	6,900,000.00	0.24%	6,906,004.80 6,901,670.18	4.58%	6,776,938.53 6,766.21	1.59% (174,731.65)	Aaa / AAA AAA	0.59 0.58
TIME DEPOSIT									
90MEND\$15	Savings Bank of Mendocino Coun Time Deposit 0.5% Due 3/3/2023	250,000.00	03/03/2022 0.50%	250,000.00 250,000.00	100.00 0.50%	250,000.00 204.86	0.06% 0.00	NR / NR NR	0.34 0.34
99MEND\$15	Community First Credit Union Time Deposit 0.449% Due 3/20/2023	250,000.00	03/20/2022 0.45%	250,000.00 250,000.00	100.00 0.45%	250,000.00 130.96	0.06% 0.00	NR / NR NR	0.38 0.39
	Total Time Deposit	500,000.00	0.47%	500,000.00 500,000.00	0.47%	500,000.00 335.82	0.12% 0.00	NR / NR NR	0.36 0.36
US TREASURY									
912828S92	US Treasury Note 1.25% Due 7/31/2023	3,000,000.00	11/27/2019 1.62%	2,960,507.81 2,991,983.67	97.51 4.67%	2,925,234.00 9,476.90	0.69% (66,749.67)	Aaa / AA+ AAA	0.75 0.73
912828T26	US Treasury Note 1.375% Due 9/30/2023	3,000,000.00	12/19/2019 1.71%	2,963,554.69 2,991,205.59	97.15 4.59%	2,914,569.00 3,626.37	0.69% (76,636.59)	Aaa / AA+ AAA	0.92 0.89
912828T91	US Treasury Note 1.625% Due 10/31/2023	3,500,000.00	Various 0.86%	3,589,628.91 3,526,242.73	97.05 4.67%	3,396,914.50 157.11	0.80% (129,328.23)	Aaa / AA+ AAA	1.00 0.97
91282CAW1	US Treasury Note 0.25% Due 11/15/2023	5,000,000.00	04/26/2021 0.25%	4,999,414.06 4,999,761.73	95.56 4.67%	4,778,125.00 5,774.46	1.13% (221,636.73)	Aaa / AA+ AAA	1.04 1.02
91282CBA8	US Treasury Note 0.125% Due 12/15/2023	4,000,000.00	12/17/2020 0.19%	3,992,343.75 3,997,132.41	95.11 4.64%	3,804,532.00 1,898.91	0.90% (192,600.41)	Aaa / AA+ AAA	1.12 1.10
91282CBE0	US Treasury Note 0.125% Due 1/15/2024	4,000,000.00	01/12/2021 0.24%	3,985,781.25 3,994,286.53	94.68 4.72%	3,787,032.00 1,480.98	0.89% (207,254.53)	Aaa / AA+ AAA	1.21 1.18
91282CBM2	US Treasury Note 0.125% Due 2/15/2024	4,000,000.00	Various 0.26%	3,984,375.01 3,993,205.94	94.37 4.67%	3,774,844.00 1,059.78	0.89% (218,361.94)	Aaa / AA+ AAA	1.29 1.26

Mendocino County Consolidated

Account #70006

Holdings Report

As of October 31, 2022



CUSIP	Security Description	Par Value/Units	Purchase Date Book Yield	Cost Value Book Value	Mkt Price Mkt YTM	Market Value Accrued Int.	% of Port. Gain/Loss	Moody/S&P Fitch	Maturity Duration
US TREASURY									
91282C8R1	US Treasury Note 0.25% Due 3/15/2024	4,000,000.00	03/24/2021 0.30%	3,994,062.50 3,997,266.34	94.18 4.67%	3,767,344.00 1,298.34	0.89% (229,922.34)	Aaa / AA+ AAA	1.37 1.34
91282CBV2	US Treasury Note 0.375% Due 4/15/2024	5,000,000.00	04/14/2021 0.36%	5,001,757.81 5,000,851.64	94.00 4.69%	4,700,000.00 875.69	1.11% (300,851.64)	Aaa / AA+ AAA	1.46 1.42
91282CCC3	US Treasury Note 0.25% Due 5/15/2024	1,750,000.00	05/27/2021 0.31%	1,747,128.91 1,748,512.76	93.51 4.67%	1,636,386.50 2,021.06	0.39% (112,126.26)	Aaa / AA+ AAA	1.54 1.50
91282CCG4	US Treasury Note 0.25% Due 6/15/2024	2,500,000.00	06/10/2021 0.33%	2,494,238.28 2,496,887.83	93.19 4.65%	2,329,785.00 2,373.63	0.55% (167,102.83)	Aaa / AA+ AAA	1.62 1.58
91282CCL3	US Treasury Note 0.375% Due 7/15/2024	4,000,000.00	08/05/2021 0.37%	4,001,093.75 4,000,633.44	93.11 4.62%	3,724,532.00 4,442.93	0.88% (276,101.44)	Aaa / AA+ AAA	1.71 1.66
91282CCT6	US Treasury Note 0.375% Due 8/15/2024	4,000,000.00	09/24/2021 0.52%	3,983,750.00 3,989,922.84	92.78 4.62%	3,711,092.00 3,179.35	0.88% (278,830.84)	Aaa / AA+ AAA	1.79 1.74
912828YE4	US Treasury Note 1.25% Due 8/31/2024	6,000,000.00	04/28/2022 2.73%	5,800,078.13 5,843,569.91	94.18 4.60%	5,650,782.00 12,845.30	1.34% (192,787.91)	Aaa / AA+ AAA	1.84 1.77
91282CCX7	US Treasury Note 0.375% Due 9/15/2024	3,300,000.00	09/24/2021 0.54%	3,283,886.72 3,289,832.58	92.56 4.56%	3,054,562.50 1,606.70	0.72% (235,270.08)	Aaa / AA+ AAA	1.88 1.83
91282CDB4	US Treasury Note 0.625% Due 10/15/2024	6,500,000.00	Various 0.75%	6,478,105.47 6,484,689.00	92.78 4.52%	6,030,524.50 1,897.32	1.42% (454,164.50)	Aaa / AA+ AAA	1.96 1.90
912828YM6	US Treasury Note 1.5% Due 10/31/2024	6,000,000.00	04/27/2022 2.67%	5,830,781.25 5,865,289.33	94.26 4.53%	5,655,702.00 248.62	1.34% (209,587.33)	Aaa / AA+ AAA	2.00 1.93
91282CDH1	US Treasury Note 0.75% Due 11/15/2024	6,500,000.00	Various 0.95%	6,462,460.94 6,473,674.56	92.68 4.54%	6,024,434.00 22,520.38	1.43% (449,240.56)	Aaa / AA+ AAA	2.04 1.98
91282CDN8	US Treasury Note 1% Due 12/15/2024	5,000,000.00	01/04/2022 1.02%	4,996,484.38 4,997,465.48	93.01 4.49%	4,650,585.00 18,989.07	1.10% (346,880.48)	Aaa / AA+ AAA	2.13 2.05
912828Z52	US Treasury Note 1.375% Due 1/31/2025	5,000,000.00	01/05/2022 1.11%	5,040,039.06 5,029,359.60	93.45 4.47%	4,672,460.00 17,374.32	1.11% (356,899.60)	Aaa / AA+ AAA	2.25 2.17
912828ZC7	US Treasury Note 1.125% Due 2/28/2025	5,000,000.00	01/07/2022 1.21%	4,987,304.69 4,990,575.53	92.63 4.49%	4,631,250.00 9,633.98	1.10% (359,325.53)	Aaa / AA+ AAA	2.33 2.25
912828ZF0	US Treasury Note 0.5% Due 3/31/2025	5,000,000.00	04/05/2021 0.67%	4,966,601.56 4,979,777.30	91.14 4.41%	4,556,835.00 2,197.80	1.08% (422,942.30)	Aaa / AA+ AAA	2.42 2.35
912828ZL7	US Treasury Note 0.375% Due 4/30/2025	4,000,000.00	01/13/2021 0.39%	3,996,875.00 3,998,183.23	90.50 4.43%	3,620,156.00 41.44	0.85% (378,027.23)	Aaa / AA+ AAA	2.50 2.44



Mendocino County Consolidated

Holdings Report

As of October 31, 2022

Account #70006

CUSIP	Security Description	Par Value/Units	Purchase Date Book Yield	Cost Value Book Value	Mkt Price Mkt YTM	Market Value Accrued Int.	% of Port. Gain/Loss	Moody/S&P Fitch	Maturity Duration
US TREASURY									
912828ZT0	US Treasury Note 0.25% Due 5/31/2025	4,500,000.00	07/16/2021 0.61%	4,437,597.66 4,458,339.47	89.78 4.49%	4,040,154.00 4,733.61	0.96% (418,185.47)	Aaa / AA+ AAA	2.58 2.52
912828ZW3	US Treasury Note 0.25% Due 6/30/2025	6,000,000.00	Various 1.73%	5,713,945.32 5,769,930.32	89.67 4.40%	5,380,080.00 5,054.34	1.27% (389,850.32)	Aaa / AA+ AAA	2.67 2.60
91282CAB7	US Treasury Note 0.25% Due 7/31/2025	4,250,000.00	10/06/2021 0.75%	4,169,482.42 4,192,025.03	89.26 4.44%	3,793,622.25 2,685.12	0.90% (398,402.78)	Aaa / AA+ AAA	2.75 2.68
912828K74	US Treasury Note 2% Due 8/15/2025	5,000,000.00	04/08/2022 2.79%	4,875,195.31 4,896,030.14	93.54 4.49%	4,676,955.00 21,195.65	1.11% (219,075.14)	Aaa / AA+ AAA	2.79 2.65
91282CAJ0	US Treasury Note 0.25% Due 8/31/2025	4,750,000.00	03/22/2022 2.42%	4,411,933.59 4,471,908.78	88.91 4.46%	4,223,419.75 2,033.84	1.00% (248,489.03)	Aaa / AA+ AAA	2.84 2.76
9128285C0	US Treasury Note 3% Due 9/30/2025	6,000,000.00	04/21/2022 2.96%	6,008,437.50 6,007,142.00	96.05 4.46%	5,763,282.00 15,824.18	1.36% (243,860.00)	Aaa / AA+ AAA	2.92 2.74
9128285J5	US Treasury Note 3% Due 10/31/2025	6,000,000.00	06/09/2022 3.05%	5,990,859.38 5,991,921.73	95.94 4.46%	5,756,250.00 497.24	1.36% (235,671.73)	Aaa / AA+ AAA	3.00 2.83
912828M56	US Treasury Note 2.25% Due 11/15/2025	3,000,000.00	06/13/2022 3.44%	2,885,507.81 2,898,330.94	93.75 4.47%	2,812,383.00 31,182.07	0.67% (85,947.94)	Aaa / AA+ AAA	3.04 2.86
9128286L9	US Treasury Note 2.25% Due 3/31/2026	6,000,000.00	09/08/2022 3.50%	5,750,156.25 5,760,350.03	93.20 4.42%	5,591,952.00 11,868.13	1.32% (168,398.03)	Aaa / AA+ AAA	3.42 3.22
91282CEW7	US Treasury Note 3.25% Due 6/30/2027	6,000,000.00	10/21/2022 4.41%	5,707,734.38 5,709,101.70	95.66 4.29%	5,739,372.00 65,706.52	1.37% 30,270.30	Aaa / AA+ AAA	4.67 4.22
Total US Treasury		151,550,000.00	1.49%	149,491,103.55 149,835,390.11	4.53%	141,575,151.00 285,801.14	33.49% (8,260,239.11)	Aaa / AA+ AAA	2.19 2.10
TOTAL PORTFOLIO		439,418,318.74	1.33%	436,776,302.36 437,297,733.82	3.66%	422,663,392.39 871,278.64	100.00% (14,634,341.43)	Aa1 / AA+ AAA	1.23 1.18
TOTAL MARKET VALUE PLUS ACCRUED				423,534,671.03					

Mendocino County Consolidated

Account #70006

Portfolio Summary

As of November 30, 2022



PORTFOLIO CHARACTERISTICS

Average Modified Duration	1.11
Average Coupon	1.34%
Average Purchase YTM	1.54%
Average Market YTM	3.69%
Average S&P/Moody Rating	AA+/Aa1
Average Final Maturity	1.17 yrs
Average Life	1.16 yrs

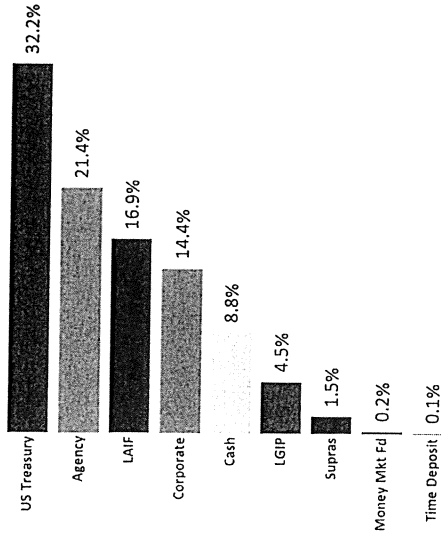
ACCOUNT SUMMARY

	Beg. Values as of 10/31/22	End Values as of 11/30/22
Market Value	422,663,392	443,064,947
Accrued Interest	871,279	1,062,494
Total Market Value	423,534,671	444,127,442
Income Earned	450,510	478,701
Cont/WD		
Par	439,418,319	458,046,987
Book Value	437,297,734	455,916,292
Cost Value	436,776,302	455,326,530

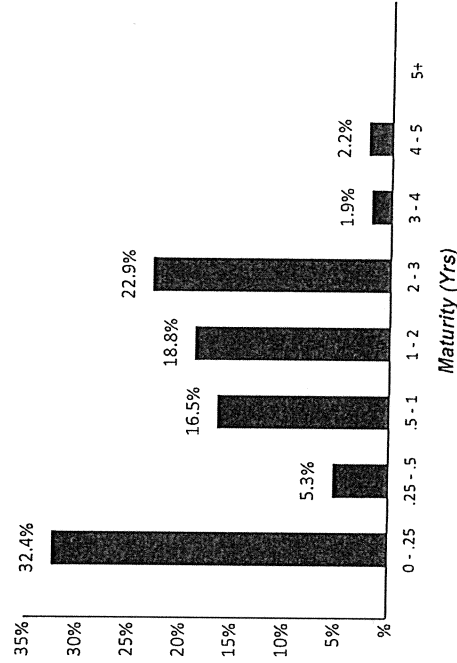
TOP ISSUERS

Government of United States	32.2%
Local Agency Investment Fund	16.9%
Federal Farm Credit Bank	9.0%
Custodial Checking Account	8.8%
Federal Home Loan Mortgage Corp	6.7%
CAMP	4.5%
Federal Home Loan Bank	3.2%
Federal National Mortgage Assoc	2.5%
Total	83.8%

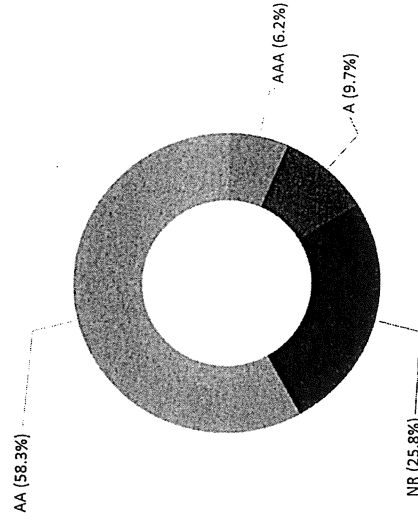
SECTOR ALLOCATION



MATURITY DISTRIBUTION



CREDIT QUALITY (S&P)



Statement of Compliance

As of December 31, 2022



County of Mendocino Consolidated

This portfolio is a consolidation of assets managed by Chandler Asset Management and assets managed internally by Client. Chandler relies on Client to provide accurate information for reporting assets and producing this compliance statement.

Category	Standard	Comment
U.S. Treasuries	No limitation; Full Faith and credit of the U.S. are pledged for the payment of principal and interest	Complies
Federal Agencies	30% max per Agency issuer; 20% max callable agency securities; Federal agencies or U.S. government-sponsored enterprise obligations, participations, or other instruments, including those issued by or fully guaranteed as to principal and interest by federal agencies or U.S. government-sponsored enterprises	Complies
Supranational Obligations	"AA" rating category or higher by two NRSROs; 30% max; 10% max per issuer; Unsubordinated obligations issued by IBRD, IFC, or IADB	Complies
Municipal Securities	"A" rating category or higher by a NRSRO; 30% max; 5% max per issuer; Include obligations of the County, the State of California, and any local agency within the State of California; Obligations of any of the other 49 states in addition to California, including bonds payable solely out of the revenues from a revenue-producing property owned, controlled, or operated by a state or by a department, board, agency, or authority of any of the other 49 states in addition to California.	Complies
Corporate Medium Term Notes	"A" rating category or better by two NRSROs; 30% max; 5% max per issuer; Issued by corporations organized and operating within U.S. or by depository institutions licensed by the U.S. or any state and operating within the U.S.	Complies
Asset-Backed Securities (ABS) and Mortgage Pass-Through Securities	"AA" rating category or better by two NRSROs; 20% max (combined Mortgage Pass-Through and Asset-Backed Securities); 5% max per issuer in Asset Backed or Commercial Mortgage security issuer. No issuer limitation on any Mortgage security where the issuer is U.S. Treasury or Federal Agency/GSE	Complies
Negotiable Certificates of Deposit (NCD)	"A" rating category or higher by two NRSROs for long-term obligations; and/or "A-1" rating category or higher by two NRSROs for short-term debt obligations; 30% max (including CDARS); 5% max per issuer	Complies
Certificate of Deposit Placement Service (CDARS)	30% max (combined Negotiable Certificates of Deposit including CDARS)	Complies
FDIC Insured Time Deposits (Non-negotiable CD/TD)	Non-Negotiable Certificates of Deposit in state or federally chartered banks, savings and loans, or credit unions; The amount per institution is limited to maximum covered under FDIC; 20% max combined FDIC & Collateralized CD/TD; 5% max per issuer	Complies
Collateralized Time Deposits (Non-negotiable CD/TD)	Non-Negotiable Certificates of Deposit in state or federally chartered banks, savings and loans, or credit unions in excess of insured amounts which are fully collateralized with securities in accordance with California law; 20% max combined FDIC & Collateralized CD/TD; 5% max per issuer	Complies
Banker's Acceptances	"A-1" rating category or higher by two NRSROs for short-term debt obligations; and "A" rating category or higher by two NRSROs for long-term debt obligations; 40% max; 5% max per issuer; 180 days max maturity	Complies
Commercial Paper	"A-1" rating category or higher by two NRSROs for short-term obligations; and "A" rating category or higher by two NRSROs for long-term obligations, if any; 40% max; 5% max per issuer; 270 days max maturity; Issuer is a corporation organized and operating in the U.S. with assets in excess of \$500 million; If the issuer is organized within the U.S. as a special purpose corporation, trust, or limited liability corporation, then the securities must have program-wide credit enhancement including, but not limited to, overcollateralization, letters of credit, or a surety bond.	Complies
Mutual Funds and Money Market Mutual Funds	Registered with SEC under Investment Company Act of 1940 and meet either of the following criteria: (i) Highest rating by two NRSROs; or (ii) Retained an investment adviser registered or exempt from SEC registration with > 5 years experience managing money market mutual funds with AUM > \$500 million; 20% max combined Money Market Mutual Funds and Mutual Funds; 20% max per Money Market Mutual Fund; 20% max in Mutual Funds; 10% max per Mutual Fund Maximum permitted amount by LAIF	Complies
Local Agency Investment Fund (LAIF)		Complies

Local Government Investment Pool (LGIP)

Repurchase Agreements

No limitation; 1 year max maturity; 102% collateralized; Not used by investment adviser

Complies

Prohibited

Inverse floaters, range notes, mortgage derived interest-only strips; Securities with maturity longer than 5 years (unless approved by the Board of Supervisors); Zero interest accrual if held to maturity; Under a provision sunsetting January 1, 2026, securities backed by the U.S. Government that could result in zero or negative interest accrual if held to maturity are permitted; Trading securities for the sole purpose of speculating on the future direction of interest rates; Purchasing or selling securities on margin; Reverse Repurchase Agreements; Securities lending; Foreign currency denominated securities

Complies

Social and Environmental Concerns

Investments are encouraged in entities that support equality of rights regardless of sex, race, age, disability, or sexual orientation, as well as those entities that practice environmentally sound and fair labor practices. Investments are discouraged in entities that receive a significant portion of their revenues from the manufacturer of tobacco products, firearms, or weapons not used in our national defense.

Complies

Maximum Per Issuer

5% max per issuer, except for U.S. Government securities, LGIPs, Supranationals, and money market mutual funds, or unless otherwise specified in this policy

Complies

Maximum maturity

5 years maximum maturity

Complies

Complies

Mendocino County Consolidated

Holdings Report

As of November 30, 2022

Account #70006




CUSIP	Security Description	Par Value/Units	Purchase Date Book Yield	Cost Value Book Value	Mkt Price Mkt YTM	Market Value Accrued Int.	% of Port. Gain/Loss	Moody/S&P Rating	Maturity Duration
AGENCY									
313381BR5	FHLB Note 1.875% Due 12/9/2022	3,000,000.00	Various 2.46%	2,931,075.00 2,999,639.66	99.95 3.73%	2,998,587.00 26,875.00	0.68% (1,052.66)	Aaa / AA+ AAA	0.02 0.02
3133ELNWO	FFCB Note 1.45% Due 2/21/2023	3,000,000.00	02/14/2020 1.45%	2,999,940.00 2,999,995.51	99.30 4.60%	2,978,850.00 12,083.33	0.67% (21,145.51)	Aaa / AA+ AAA	0.23 0.22
3130ADRG9	FHLB Note 2.75% Due 3/10/2023	3,000,000.00	03/28/2019 2.24%	3,057,120.00 3,003,921.55	99.56 4.32%	2,986,860.00 18,562.50	0.68% (17,061.55)	Aaa / AA+ NR	0.27 0.27
3137EAEQ8	FHLMC Note 0.375% Due 4/20/2023	4,235,000.00	Various 0.36%	4,236,232.50 4,235,181.25	98.37 4.65%	4,165,850.92 1,808.70	0.94% (69,330.33)	Aaa / AA+ AAA	0.39 0.38
3137EAE6	FHLMC Note 0.375% Due 5/5/2023	3,000,000.00	05/05/2020 0.39%	2,998,740.00 2,999,821.32	98.21 4.62%	2,946,228.00 812.50	0.66% (53,593.32)	Aaa / AA+ AAA	0.43 0.42
3135G04Q3	FNMA Note 0.25% Due 5/22/2023	3,050,000.00	05/20/2020 0.35%	3,040,819.50 3,048,557.95	97.91 4.72%	2,986,334.30 190.63	0.67% (62,223.65)	Aaa / AA+ AAA	0.47 0.47
3133ELG81	FFCB Note 0.3% Due 6/8/2023	4,000,000.00	06/02/2020 0.33%	3,997,000.00 3,999,482.19	97.78 4.66%	3,911,104.00 5,766.67	0.88% (88,378.19)	Aaa / AA+ AAA	0.52 0.51
3133834G3	FHLB Note 2.125% Due 6/9/2023	2,750,000.00	06/10/2019 2.00%	2,763,035.00 2,751,697.50	98.73 4.61%	2,714,956.75 27,920.14	0.62% (36,740.75)	Aaa / AA+ NR	0.52 0.51
3133EKSNT	FFCB Note 1.77% Due 6/26/2023	2,500,000.00	06/21/2019 1.89%	2,488,375.00 2,498,352.93	98.33 4.76%	2,458,250.00 19,052.08	0.56% (40,102.93)	Aaa / AA+ AAA	0.57 0.55
3137EAE54	FHLMC Note 0.25% Due 6/26/2023	3,300,000.00	06/24/2020 0.35%	3,290,364.00 3,298,178.40	97.54 4.66%	3,218,823.30 3,552.08	0.73% (79,355.10)	Aaa / AA+ AAA	0.57 0.56
3135G05G4	FNMA Note 0.25% Due 7/10/2023	3,475,000.00	07/08/2020 0.32%	3,467,528.75 3,473,492.10	97.32 4.75%	3,381,887.38 3,402.60	0.76% (91,604.72)	Aaa / AA+ AAA	0.61 0.60
3133EKZK5	FFCB Note 1.6% Due 8/14/2023	3,000,000.00	08/09/2019 1.63%	2,996,040.00 2,999,306.12	97.73 4.91%	2,931,819.00 14,266.67	0.66% (67,487.12)	Aaa / AA+ AAA	0.70 0.68
3133EL3V4	FFCB Note 0.2% Due 8/14/2023	4,000,000.00	08/12/2020 0.27%	3,991,640.00 3,998,045.52	96.82 4.84%	3,872,712.00 2,377.78	0.87% (125,333.52)	Aaa / AA+ AAA	0.70 0.69
3137EAEV7	FHLMC Note 0.25% Due 8/24/2023	4,825,000.00	Various 0.29%	4,818,968.50 4,823,532.34	96.72 4.86%	4,666,629.03 3,250.17	1.05% (156,903.31)	Aaa / AA+ AAA	0.73 0.72
3133EL6I8	FFCB Note 0.22% Due 9/8/2023	4,000,000.00	09/14/2020 0.26%	3,995,648.00 3,998,876.00	96.45 4.96%	3,858,028.00 2,028.89	0.87% (140,848.00)	Aaa / AA+ AAA	0.77 0.75
3137EAEW5	FHLMC Note 0.25% Due 9/8/2023	4,045,000.00	Various 0.25%	4,045,461.15 4,045,124.77	96.54 4.87%	3,905,111.77 2,331.49	0.88% (140,013.00)	Aaa / AA+ AAA	0.77 0.75

Mendocino County Consolidated


Holdings Report

Account #70006

As of November 30, 2022



GUSIP	Security Description	Par Value/Units	Purchase Date	Cost Value	Mkt Price	Market Value	% of Port.	Moody/S&P	Maturity
AGENCY			Book Yield	Book Value	Mkt: YTM	Accrued Int.	Gain/Loss	Fitch	Duration
3133EMB0	FFCB Note 0.2% Due 10/2/2023	4,000,000.00	09/28/2020	3,995,240.00	96.20	3,847,804.00	0.87%	Aaa / AA+	0.84
			0.24%	3,998,674.16	4.88%	1,311.11	(150,870.16)	AAA	0.82
3137EAEY1	FHLMC Note 0.125% Due 10/16/2023	3,900,000.00	10/14/2020	3,885,453.00	95.98	3,743,337.00	0.84%	Aaa / AA+	0.88
			0.25%	3,895,762.11	4.85%	609.38	(152,425.11)	AAA	0.86
3137EAEZ8	FHLMC Note 0.25% Due 11/6/2023	4,385,000.00	11/03/2020	4,381,053.50	95.78	4,200,071.40	0.95%	Aaa / AA+	0.93
			0.28%	4,383,775.72	4.93%	761.28	(183,704.32)	AAA	0.91
3135G06H1	FNMA Note 0.25% Due 11/27/2023	5,000,000.00	12/16/2020	5,004,400.00	95.55	4,777,435.00	1.08%	Aaa / AA+	0.99
			0.22%	5,001,477.58	4.90%	138.89	(224,042.58)	AAA	0.97
3133EMHR6	FFCB Note 0.25% Due 11/27/2023	5,000,000.00	12/16/2020	5,005,900.00	95.68	4,783,920.00	1.08%	Aaa / AA+	0.99
			0.21%	5,001,981.30	4.76%	138.89	(218,061.30)	AAA	0.97
3137EAF2	FHLMC Note 0.25% Due 12/4/2023	2,900,000.00	12/02/2020	2,897,129.00	95.49	2,769,140.40	0.62%	Aaa / AA+	1.01
			0.28%	2,899,035.13	4.88%	3,564.58	(129,894.73)	AAA	0.99
3133EMRZ7	FFCB Note 0.25% Due 2/26/2024	1,845,000.00	02/22/2021	1,844,335.80	94.76	1,748,371.82	0.39%	Aaa / AA+	1.24
			0.26%	1,844,725.83	4.65%	1,217.19	(96,354.01)	AAA	1.21
3133XVDG3	FHFB Note 4.375% Due 9/13/2024	3,500,000.00	09/26/2022	3,493,210.00	99.70	3,489,472.00	0.79%	Aaa / AA+	1.79
			4.48%	3,493,825.55	4.55%	33,177.08	(4,353.55)	NR	1.68
3130AQF40	FHFB Note 1% Due 12/20/2024	2,000,000.00	12/21/2021	1,998,240.00	93.04	1,860,844.00	0.42%	Aaa / AA+	2.06
			1.03%	1,998,793.42	4.59%	8,944.44	(137,949.42)	AAA	1.98
3133ENKS8	FFCB Note 1.125% Due 1/6/2025	5,000,000.00	Various	4,986,371.00	93.34	4,666,850.00	1.06%	Aaa / AA+	2.10
			1.22%	4,990,418.48	4.48%	22,656.25	(323,568.48)	AAA	2.03
3133ENWH9	FFCB Note 2.9% Due 5/9/2025	5,000,000.00	05/03/2022	4,990,250.00	96.73	4,836,510.00	1.09%	Aaa / AA+	2.44
			2.97%	4,992,082.57	4.32%	8,861.11	(155,572.57)	AAA	2.32
Total Agency		97,710,000.00	0.93%	97,599,569.70	4.69%	94,705,787.07	21.37%	Aaa / AA+	0.90
				97,673,756.96		225,661.43	(2,967,969.89)	AAA	0.87
CASH									
90CASH\$00	Cash Custodial Cash Account	189,862.84	Various	189,862.84	1.00	189,862.84	0.04%	NR / NR	0.00
			0.00%	189,862.84	0.00%	0.00	0.00	NR	0.00
90CHECKS\$1	Checking Deposit Bank Account	38,869,793.87	Various	38,869,793.87	1.00	38,869,793.87	8.75%	NR / NR	0.00
			0.00%	38,869,793.87	0.00%	0.00	0.00	NR	0.00
Total Cash		39,059,656.71	N/A	39,059,656.71	0.00%	39,059,656.71	8.79%	NR / NR	0.00
				39,059,656.71		0.00	0.00	NR	0.00



Mendocino County Consolidated

Holdings Report

As of November 30, 2022

Account #70006


CUSIP	Security Description	Par Value/Units	Purchase Date Book Yield	Cost Value Book Value	Mkt Price Mkt YTM	Market Value Accrued Int.	% of Port. Gain/Loss	Moody/S&P Fitch	Maturity Duration
CORPORATE									
89236TEL5	Toyota Motor Credit Corp Note 2.7% Due 1/11/2023	1,500,000.00	05/20/2019 2.66%	1,501,890.00 1,500,058.26	99.78 4.61%	1,496,671.50 15,750.00	0.34% (3,386.76)	A1 / A+ A+	0.12 0.11
69371RQ41	Paccar Financial Corp Note 1.9% Due 2/7/2023	1,000,000.00	10/31/2019 1.90%	999,950.00 999,997.14	99.50 4.58%	995,010.00 6,016.67	0.23% (4,987.14)	A1 / A+ NR	0.19 0.18
89236TJD8	Toyota Motor Credit Corp Note 0.4% Due 4/6/2023	700,000.00	04/06/2021 0.44%	699,433.00 699,901.73	98.55 4.62%	689,817.10 427.78	0.16% (10,084.63)	A1 / A+ A+	0.35 0.34
931142DH3	Wal-Mart Stores Callable Note Cont 1/11/2023	1,500,000.00	05/01/2019 2.62%	1,495,965.00 1,499,632.67	99.19 4.79%	1,487,893.50 5,312.50	0.34% (11,739.17)	Aa2 / AA AA	0.36 0.36
037833AK6	Apple Inc Note 2.4% Due 5/3/2023	1,000,000.00	05/20/2019 2.65%	990,790.00 999,022.79	99.00 4.78%	990,036.00 1,866.67	0.22% (8,986.79)	Aaa / AA+ NR	0.42 0.42
037833DV9	Apple Inc Note 0.75% Due 5/11/2023	1,000,000.00	06/26/2020 0.46%	1,008,300.00 1,001,278.76	98.31 4.61%	983,066.00 416.67	0.22% (18,212.76)	Aaa / AA+ NR	0.44 0.44
57629WCU2	Mass Mutual Global funding Note 0.85% Due 6/9/2023	2,000,000.00	12/22/2021 0.73%	2,003,420.00 2,001,228.36	97.84 5.07%	1,956,834.00 8,122.22	0.44% (44,394.36)	Aa3 / AA+ AA+	0.52 0.51
24422EVD6	John Deere Capital Corp Note 0.45% Due 1/17/2024	1,960,000.00	03/01/2021 0.47%	1,958,608.40 1,959,453.44	95.46 4.62%	1,870,943.48 3,283.00	0.42% (88,509.96)	A2 / A A	1.13 1.10
69371RR24	Paccar Financial Corp Note 0.35% Due 2/2/2024	540,000.00	01/28/2021 0.39%	539,373.60 539,755.16	94.98 4.81%	512,892.00 624.75	0.12% (26,863.16)	A1 / A+ NR	1.18 1.14
89114QCQ9	Toronto Dominion Bank Note 0.55% Due 3/4/2024	2,000,000.00	04/20/2021 0.58%	1,998,520.00 1,999,351.17	94.70 4.93%	1,894,098.00 2,658.33	0.43% (105,253.17)	A1 / A AA-	1.26 1.23
808513BN4	Charles Schwab Corp Callable Note Cont 2/18/2024	2,300,000.00	Various 0.71%	2,302,710.00 2,301,124.23	94.97 4.78%	2,184,392.80 3,497.91	0.49% (116,731.43)	A2 / A A	1.30 1.26
023135BW5	Amazon.com Inc Note 0.45% Due 5/12/2024	2,500,000.00	12/01/2021 0.93%	2,470,800.00 2,482,696.30	94.39 4.49%	2,359,837.50 593.75	0.53% (122,858.80)	A1 / AA AA-	1.45 1.41
14913R2L0	Caterpillar Financial Service Note 0.45% Due 5/17/2024	3,430,000.00	Various 2.48%	3,289,043.07 3,331,641.56	94.06 4.70%	3,226,100.22 600.25	0.73% (105,541.34)	A2 / A A	1.46 1.43
24422EVQ9	John Deere Capital Corp Note 0.45% Due 6/7/2024	1,860,000.00	06/07/2021 0.49%	1,857,675.00 1,858,821.55	93.93 4.63%	1,747,057.08 4,045.50	0.39% (111,764.47)	A2 / A A	1.52 1.48
79466LAG9	Salesforce.com Inc Callable Note Cont 7/15/2022	1,735,000.00	12/07/2021 1.04%	1,716,713.10 1,723,592.37	93.81 4.63%	1,627,516.75 4,096.53	0.37% (96,075.62)	A2 / A+ NR	1.62 1.58

Mendocino County Consolidated

Account #70006

Holdings Report

As of November 30, 2022



CUSIP	Security Description	Par Value/Units	Purchase Date Book Yield	Cost Value Book Value	Mkt Price Mkt YTM	Market Value Accrued Int.	% of Port. Gain/Loss	Moody/S&P Fitch	Maturity Duration
CORPORATE									
59217GEP0	Metlife Note 0.7% Due 9/27/2024	2,000,000.00	12/01/2021 1.20%	1,972,600.00 1,982,265.89	92.36 5.14%	1,847,160.00 2,488.89	0.42% (135,105.89)	Aa3 / AA- AA-	1.83 1.77
74153WCQ0	Prisco Global Funding Note 1.15% Due 12/6/2024	1,530,000.00	12/01/2021 1.19%	1,528,424.10 1,528,939.80	92.60 5.06%	1,416,712.68 8,553.13	0.32% (112,227.12)	Aa3 / AA- AA-	2.02 1.94
89236TJT3	Toyota Motor Credit Corp Note 1.45% Due 1/13/2025	1,885,000.00	01/10/2022 1.50%	1,882,474.10 1,883,216.20	93.88 4.51%	1,769,590.88 10,477.46	0.40% (113,625.32)	A1 / A+ A+	2.12 2.04
64952WEK5	New York Life Global Note 1.45% Due 1/14/2025	3,265,000.00	01/11/2022 1.49%	3,261,473.80 3,262,506.56	93.16 4.88%	3,041,621.76 18,016.45	0.69% (220,884.80)	Aaa / AA+ AAA	2.13 2.03
78016EYM3	Royal Bank of Canada Note 1.6% Due 1/21/2025	3,000,000.00	01/12/2022 1.60%	3,000,000.00 3,000,000.00	93.40 4.88%	2,801,934.00 17,333.33	0.63% (198,066.00)	A1 / A AA-	2.15 2.05
69371RQ66	Paccar Financial Corp Note 1.8% Due 2/6/2025	2,000,000.00	04/18/2022 2.99%	1,936,520.00 1,950,481.88	94.47 4.49%	1,889,302.00 11,500.00	0.43% (61,179.88)	A1 / A+ NR	2.19 2.09
46647PBY1	JP Morgan Chase & Co Callable Note Cont 2/16/2024 0.563% Due 2/16/2025	2,575,000.00	Various 1.00%	2,568,630.00 2,571,313.07	93.84 5.20%	2,416,277.00 4,228.36	0.55% (155,036.07)	A1 / A- AA-	2.22 2.13
59217GEW5	Metlife Note 2.8% Due 3/21/2025	960,000.00	03/14/2022 2.83%	959,145.60 959,344.39	95.89 4.70%	920,562.24 5,226.67	0.21% (38,782.15)	Aa3 / AA- AA-	2.31 2.19
023135CE4	Amazon.com Inc Note 3% Due 4/13/2025	2,000,000.00	04/18/2022 2.93%	2,003,780.00 2,002,999.01	96.88 4.40%	1,937,508.00 8,000.00	0.44% (65,491.01)	A1 / AA AA-	2.37 2.25
87612EBL9	Target Corp Callable Note Cont 4/15/25 2.25% Due 4/15/2025	1,000,000.00	02/22/2022 2.10%	1,004,390.00 1,003,287.58	95.11 4.44%	951,063.00 2,875.00	0.21% (52,224.58)	A2 / A A	2.38 2.27
06406RBC0	Bank of NY Mellon Corp Callable Note Cont 3/25/2025 3.35% Due 4/25/2025	2,740,000.00	04/19/2022 3.35%	2,739,616.40 2,739,693.12	96.91 4.72%	2,655,334.00 9,179.00	0.60% (84,359.12)	A1 / A AA-	2.40 2.27
037833DT4	Apple Inc Callable Note Cont 4/11/2025 1.125% Due 5/11/2025	2,000,000.00	04/26/2022 2.95%	1,894,800.00 1,915,384.67	92.39 4.44%	1,847,898.00 1,250.00	0.42% (67,486.67)	Aaa / AA+ NR	2.45 2.37
89115AZA9	Toronto-Dominion Bank Note 3.766% Due 6/6/2025	2,000,000.00	06/02/2022 3.70%	2,003,660.00 2,003,071.19	97.29 4.92%	1,945,796.00 36,195.44	0.45% (57,275.19)	A1 / A NR	2.52 2.32
06406RBF3	Bank of NY Mellon Corp Callable Note Cont 6/13/2024 3.43% Due 6/13/2025	1,095,000.00	06/08/2022 3.43%	1,095,000.00 1,095,000.00	97.76 4.77%	1,070,478.57 17,527.30	0.24% (24,521.43)	A1 / A AA-	2.54 2.35
46647PDE3	JP Morgan Chase & Co Callable Note Cont 6/14/2025 3.845% Due 6/14/2025	1,500,000.00	06/08/2022 3.83%	1,500,480.00 1,500,368.37	98.19 4.97%	1,472,905.50 27,235.42	0.34% (27,462.87)	A1 / A- AA-	2.54 2.36

Mendocino County Consolidated

Holdings Report

Account #70006

As of November 30, 2022



CUSIP	Security Description	Par Value/Units	Purchase Date Book Yield	Cost Value Book Value	Mkt Price Mkt YTM	Market Value Accrued Int.	% of Port. Gain/Loss	Moody/S&P Fitch	Maturity Duration
CORPORATE									
931142EW9	Wal-Mart Stores Note 3.9% Due 9/9/2025	2,000,000.00	09/09/2022 3.86%	2,002,460.00 2,002,282.03	98.76 4.38%	1,975,108.00 17,766.67	0.45% (27,174.03)	Aa2 / AA AA	2.78 2.58
437076CR1	Home Depot Callable Note Cont 8/15/2025 4% Due 9/15/2025	2,875,000.00	Various 4.08%	2,868,840.40 2,869,252.16	99.16 4.32%	2,850,881.63 23,000.00	0.65% (18,370.53)	AZ / A A	2.79 2.59
857477BR3	State Street Bank Callable Note Cont 2/6/2025 1.746% Due 2/6/2026	2,900,000.00	Various 3.24%	2,815,820.00 2,829,057.00	93.09 5.13%	2,699,523.00 16,174.75	0.61% (129,534.00)	A1 / A AA-	3.19 2.08
665859AW4	Northern Trust Company Callable Note Cont 4/10/2027 4% Due 5/10/2027	4,000,000.00	11/28/2022 4.49%	3,921,560.00 3,921,608.36	97.92 4.52%	3,916,912.00 9,333.33	0.88% (4,696.36)	A2 / A+ A+	4.44 4.01
Total Corporate		66,350,000.00	2.21%	65,792,865.57 65,917,626.77	4.73%	63,448,734.19 303,673.73	14.35% (2,468,892.58)	A1 / A+ AA-	2.00 1.86
LAIF									
90LAIF\$00	Local Agency Investment Fund State Pool	75,000,000.00	Various 2.06%	75,000,000.00 75,000,000.00	1.00 2.06%	75,000,000.00 184,929.82	16.93% 0.00	NR / NR NR	0.00 0.00
Total LAIF		75,000,000.00	2.06%	75,000,000.00 75,000,000.00	2.06%	75,000,000.00 184,929.82	16.93% 0.00	NR / NR NR	0.00 0.00
LOCAL GOV INVESTMENT POOL									
90CAMP\$00	California Asset Mgmt Program CAMP	20,000,000.00	Various 4.04%	20,000,000.00 20,000,000.00	1.00 4.04%	20,000,000.00 0.00	4.50% 0.00	NR / AAA NR	0.00 0.00
Total Local Gov Investment Pool		20,000,000.00	4.04%	20,000,000.00 20,000,000.00	4.04%	20,000,000.00 0.00	4.50% 0.00	NR / AAA NR	0.00 0.00
MONEY MARKET FUND									
261908107	Dreyfus Trsy/Agcy Cash Management 521	977,330.01	Various 3.69%	977,330.01 977,330.01	1.00 3.69%	977,330.01 0.00	0.22% 0.00	Aaa / AAA NR	0.00 0.00
Total Money Market Fund		977,330.01	3.69%	977,330.01 977,330.01	3.69%	977,330.01 0.00	0.22% 0.00	Aaa / AAA NR	0.00 0.00

Mendocino County Consolidated

Account #70006

Holdings Report

As of November 30, 2022



CUSIP	Security Description	Par Value/Units	Purchase Date Book Yield	Cost Value Book Value	Mkt Price Mkt YTM	Market Value Accrued Int.	% of Port. Gain/Loss	Moody/S&P Fitch	Maturity Duration
SUPRANATIONAL									
459058JV6	Intl. Bank Recon & Development Note 0.125% Due 4/20/2023	3,310,000.00	04/13/2021 0.23%	3,303,148.30 3,308,685.98	98.29 4.59%	3,253,551.26 471.22	0.73% (55,134.72)	Aaa / AAA AAA	0.39 0.38
4581X0DM7	Inter-American Dev Bank Note 0.5% Due 5/24/2023	2,500,000.00	04/23/2021 0.21%	2,515,200.00 2,503,493.79	98.05 4.62%	2,451,300.00 243.06	0.55% (52,193.79)	Aaa / AAA NR	0.48 0.47
459058JM6	Intl. Bank Recon & Development Note 0.25% Due 11/24/2023	1,090,000.00	11/17/2020 0.32%	1,087,656.50 1,089,233.81	95.79 4.68%	1,044,132.80 52.99	0.24% (45,101.01)	Aaa / AAA AAA	0.98 0.96
Total Supranational		6,906,004.80	0.24%	6,901,413.58	4.61%	6,748,984.06	(152,429.52)	Aaa / AAA	0.51
TIME DEPOSIT									
90MEND\$15	Savings Bank of Mendocino Coun Time Deposit 0.5% Due 3/3/2023	250,000.00	03/03/2022 0.50%	250,000.00 250,000.00	100.00 0.50%	250,000.00 309.03	0.06% 0.00	NR / NR NR	0.25 0.26
99MEND\$15	Community First Credit Union Time Deposit 0.449% Due 3/20/2023	250,000.00	03/20/2022 0.45%	250,000.00 250,000.00	100.00 0.45%	250,000.00 224.50	0.06% 0.00	NR / NR NR	0.30 0.31
Total Time Deposit		500,000.00	0.47%	500,000.00	0.47%	500,000.00	0.11%	NR / NR	0.28
US TREASURY									
912828S92	US Treasury Note 1.25% Due 7/31/2023	3,000,000.00	11/27/2019 1.62%	2,960,507.81 2,992,867.83	97.73 4.73%	2,932,032.00 12,533.97	0.66% (60,835.83)	Aaa / AA+ AAA	0.67 0.65
912828T26	US Treasury Note 1.375% Due 9/30/2023	3,000,000.00	12/19/2019 1.71%	2,963,554.69 2,991,997.88	97.25 4.79%	2,917,383.00 7,026.10	0.66% (74,614.88)	Aaa / AA+ AAA	0.83 0.81
912828T91	US Treasury Note 1.625% Due 10/31/2023	3,500,000.00	Various 0.86%	3,589,628.91 3,524,079.86	97.23 4.74%	3,403,204.00 4,870.51	0.77% (120,875.86)	Aaa / AA+ AAA	0.92 0.89
91282CAW1	US Treasury Note 0.25% Due 11/15/2023	5,000,000.00	04/26/2021 0.25%	4,999,414.06 4,999,780.59	95.80 4.78%	4,790,235.00 552.49	1.08% (209,545.59)	Aaa / AA+ AAA	0.96 0.94
91282CBA8	US Treasury Note 0.125% Due 12/15/2023	4,000,000.00	12/17/2020 0.19%	3,992,343.75 3,997,342.75	95.34 4.77%	3,813,592.00 2,308.74	0.86% (183,750.75)	Aaa / AA+ AAA	1.04 1.02
91282CBEO	US Treasury Note 0.125% Due 1/15/2024	4,000,000.00	01/12/2021 0.24%	3,985,781.25 3,994,676.08	95.07 4.67%	3,802,968.00 1,888.59	0.86% (191,708.08)	Aaa / AA+ AAA	1.13 1.10



Mendocino County Consolidated

Holdings Report

Account #70006

As of November 30, 2022

CUSIP	Security Description	Par Value/Units	Purchase Date Book Yield	Cost Value Book Value	Mkt Price Mkt YTM	Market Value Accrued Int.	% of Port. Gain/Loss	Moody/S&P Fitch	Maturity Duration
US TREASURY									
91282CBM2	US Treasury Note 0.125% Due 2/15/2024	4,000,000.00	Various 0.26%	3,984,375.01 3,993,638.69	94.73 4.66%	3,789,064.00 1,467.40	0.85% (204,574.69)	Aaa / AA+ AAA	1.21 1.18
91282CBR1	US Treasury Note 0.25% Due 3/15/2024	4,000,000.00	03/24/2021 0.30%	3,994,062.50 3,997,430.36	94.56 4.64%	3,782,344.00 2,127.07	0.85% (215,086.36)	Aaa / AA+ AAA	1.29 1.26
91282CBV2	US Treasury Note 0.375% Due 4/15/2024	5,000,000.00	04/14/2021 0.36%	5,001,757.81 5,000,803.52	94.39 4.64%	4,719,335.00 2,421.02	1.06% (281,468.52)	Aaa / AA+ AAA	1.38 1.34
91282CCC3	US Treasury Note 0.25% Due 5/15/2024	1,750,000.00	05/27/2021 0.31%	1,747,128.91 1,748,592.29	93.92 4.61%	1,643,565.00 193.37	0.37% (105,027.29)	Aaa / AA+ AAA	1.46 1.42
91282CCG4	US Treasury Note 0.25% Due 6/15/2024	2,500,000.00	06/10/2021 0.33%	2,494,238.28 2,497,045.54	93.63 4.58%	2,340,625.00 2,885.93	0.53% (156,420.54)	Aaa / AA+ AAA	1.54 1.50
91282CCL3	US Treasury Note 0.375% Due 7/15/2024	4,000,000.00	08/05/2021 0.37%	4,001,093.75 4,000,602.89	93.59 4.51%	3,743,752.00 5,665.76	0.84% (256,850.89)	Aaa / AA+ AAA	1.62 1.58
91282CCT6	US Treasury Note 0.375% Due 8/15/2024	4,000,000.00	09/24/2021 0.52%	3,983,750.00 3,990,385.80	93.29 4.50%	3,731,564.00 4,402.17	0.84% (258,821.80)	Aaa / AA+ AAA	1.71 1.67
912828YE4	US Treasury Note 1.25% Due 8/31/2024	6,000,000.00	04/28/2022 2.73%	5,800,078.13 5,850,584.71	94.60 4.50%	5,675,862.00 19,060.77	1.28% (174,722.71)	Aaa / AA+ AAA	1.75 1.69
91282CCX7	US Treasury Note 0.375% Due 9/15/2024	3,300,000.00	09/24/2021 0.54%	3,283,886.72 3,290,278.52	93.07 4.44%	3,071,448.60 2,632.25	0.69% (218,829.92)	Aaa / AA+ AAA	1.79 1.75
91282CDB4	US Treasury Note 0.625% Due 10/15/2024	6,500,000.00	Various 0.75%	6,478,105.47 6,485,332.31	93.28 4.40%	6,063,024.50 5,245.53	1.37% (422,307.81)	Aaa / AA+ AAA	1.88 1.82
912828YM6	US Treasury Note 1.5% Due 10/31/2024	6,000,000.00	04/27/2022 2.67%	5,830,781.25 5,870,825.38	94.74 4.39%	5,684,532.00 7,707.18	1.28% (186,293.38)	Aaa / AA+ AAA	1.92 1.85
91282CDH1	US Treasury Note 0.75% Due 11/15/2024	6,500,000.00	Various 0.95%	6,462,460.94 6,474,734.65	93.23 4.39%	6,059,982.50 2,154.70	1.36% (414,752.15)	Aaa / AA+ AAA	1.96 1.91
91282CDN8	US Treasury Note 1% Due 12/15/2024	5,000,000.00	01/04/2022 1.02%	4,996,484.38 4,997,563.59	93.54 4.34%	4,677,150.00 23,087.43	1.06% (320,413.59)	Aaa / AA+ AAA	2.04 1.97
912828Z52	US Treasury Note 1.375% Due 1/31/2025	5,000,000.00	01/05/2022 1.11%	5,040,039.06 5,028,288.08	94.04 4.28%	4,701,955.00 22,978.94	1.06% (326,333.08)	Aaa / AA+ AAA	2.17 2.09
912828ZC7	US Treasury Note 1.125% Due 2/28/2025	5,000,000.00	01/07/2022 1.21%	4,987,304.69 4,990,908.16	93.32 4.27%	4,666,015.00 14,295.58	1.05% (324,893.16)	Aaa / AA+ AAA	2.25 2.17
912828ZF0	US Treasury Note 0.5% Due 3/31/2025	5,000,000.00	04/05/2021 0.67%	4,966,601.56 4,980,465.93	91.88 4.19%	4,593,945.00 4,258.24	1.04% (386,520.93)	Aaa / AA+ AAA	2.33 2.27

134

Mendocino County Consolidated

Account #70006

Holdings Report

As of November 30, 2022



CUSIP	Security Description	Par Value/Units	Purchase Date Book Yield	Cost Value Book Value	Mkt Price Mkt YTM	Market Value Accrued Int.	% of Port. Gain/Loss	Moody/S&P Fitch	Maturity Duration
US TREASURY									
912828ZL7	US Treasury Note 0.375% Due 4/30/2025	4,000,000.00	01/13/2021 0.39%	3,996,875.00 3,998,243.06	91.29 4.20%	3,651,564.00 1,284.53	0.82% (346,679.06)	Aaa / AA+ AAA	2.42 2.36
912828ZT0	US Treasury Note 0.25% Due 5/31/2025	4,500,000.00	07/16/2021 0.61%	4,437,597.66 4,459,666.24	90.73 4.19%	4,083,048.00 30.91	0.92% (376,618.24)	Aaa / AA+ AAA	2.50 2.44
912828ZW3	US Treasury Note 0.25% Due 6/30/2025	6,000,000.00	Various 1.73%	5,713,945.32 5,777,031.23	90.65 4.10%	5,438,904.00 6,277.18	1.23% (338,127.23)	Aaa / AA+ AAA	2.58 2.52
91282CAB7	US Treasury Note 0.25% Due 7/31/2025	4,250,000.00	10/06/2021 0.75%	4,169,482.42 4,193,759.08	90.30 4.12%	3,837,949.75 3,551.29	0.86% (355,809.33)	Aaa / AA+ AAA	2.67 2.60
912828K74	US Treasury Note 2% Due 8/15/2025	5,000,000.00	04/08/2022 2.79%	4,875,195.31 4,899,094.08	94.53 4.15%	4,726,560.00 29,347.83	1.07% (172,534.08)	Aaa / AA+ AAA	2.71 2.58
91282CAU0	US Treasury Note 0.25% Due 8/31/2025	4,750,000.00	03/22/2022 2.42%	4,411,933.59 4,479,977.19	89.98 4.14%	4,274,259.00 3,017.96	0.96% (205,718.19)	Aaa / AA+ AAA	2.75 2.68
912828S00	US Treasury Note 3% Due 9/30/2025	6,000,000.00	04/21/2022 2.96%	6,008,437.50 6,006,940.63	97.07 4.11%	5,823,984.00 30,659.34	1.32% (182,956.63)	Aaa / AA+ AAA	2.84 2.67
9128285J5	US Treasury Note 3% Due 10/31/2025	6,000,000.00	06/09/2022 3.05%	5,990,859.38 5,992,143.05	97.00 4.10%	5,820,234.00 15,414.36	1.31% (171,909.05)	Aaa / AA+ AAA	2.92 2.75
912828M56	US Treasury Note 2.25% Due 11/15/2025	3,000,000.00	06/13/2022 3.44%	2,885,507.81 2,901,078.75	94.91 4.09%	2,847,423.00 2,983.43	0.64% (53,655.75)	Aaa / AA+ AAA	2.96 2.82
9128286L9	US Treasury Note 2.25% Due 3/31/2026	6,000,000.00	09/08/2022 3.50%	5,750,156.25 5,766,120.09	94.55 4.01%	5,673,048.00 22,994.51	1.28% (93,072.09)	Aaa / AA+ AAA	3.33 3.15
91282CEW7	US Treasury Note 3.25% Due 6/30/2027	6,000,000.00	10/21/2022 4.41%	5,707,734.38 5,714,229.17	97.40 3.87%	5,843,904.00 81,603.26	1.33% 129,674.83	Aaa / AA+ AAA	4.58 4.15
Total US Treasury		151,550,000.00	1.49%	149,491,103.55 149,886,507.98	4.36%	142,624,455.35 346,928.34	32.19% (7,262,052.63)	Aaa / AA+ AAA	2.11 2.03
TOTAL PORTFOLIO		458,046,986.72	1.54%	455,326,530.34 455,916,292.01	3.69%	443,064,947.39 1,062,494.12	100.00% (12,851,344.62)	Aaa / AA+ AAA	1.17 1.11
TOTAL MARKET VALUE PLUS ACCRUED				444,127,441.51					

Instruction

Independent Study

The Governing Board authorizes Independent Study as an optional alternative instructional strategy for eligible students whose needs may be best met through study outside of the regular classroom setting. Independent Study shall offer a means of individualizing the educational plan to serve students who desire a more challenging educational experience, whose health or other personal circumstances make classroom attendance difficult, who are unable to access course(s) due to scheduling problems, and/or who need to make up credits or fill gaps in their learning. As necessary to meet student needs, Independent Study may be offered on a full-time basis or on a part-time basis in conjunction with part- or full-time classroom study.

The Independent Study option shall be substantially equivalent in quantity and quality to classroom instruction, thus enabling students enrolled in Independent Study to complete the district adopted course of study within the customary time frame. Students in Independent Study shall have access to the same services and resources as is available to other students in the school.

The Superintendent / Principal or designees shall determine that the prospective Independent Study student understands and is prepared to meet the District's requirements for Independent Study. Independent Study entails a commitment by both the parent/guardian and the student. As the student gets older, he/she assumes a greater portion of the responsibility involved.

- (cf. 5147 - Dropout Prevention)*
- (cf. 6011 - Academic Standards)*
- (cf. 6143 - Courses of Study)*
- (cf. 6146.1 - High School Graduation Requirements)*
- (cf. 6146.11 - Alternative Credits Toward Graduation)*
- (cf. 6172 - Gifted and Talented Student Program)*
- (cf. 6200 - Adult Education)*

The Superintendent / Principal or designee may provide a variety of Independent Study opportunities, including, but not limited to, through a program or class within a comprehensive school, an alternative school or program of choice, a charter school, a home-based format, and an online course.

- (cf. 0420.4 - Charter School Authorization)*
- (cf. 6181 - Alternative Schools/Programs of Choice)*

A student's participation in Independent Study shall be voluntary. Students participating in Independent Study shall have the right, at any time, to enter or return to the regular classroom mode of instruction. (Education Code 51747; 5 CCR 11700)

Parents/guardians of students who are interested in Independent Study shall contact the Superintendent / Principal or designee who shall approve Independent Study for an individual student only upon determining that the student is prepared to meet the district's requirements for Independent Study and is likely to succeed in Independent Study as well as or better than he/she would in the regular classroom setting.

The minimum period of time for any Independent Study option shall be five consecutive school days.

When computing the average daily attendance of a school district, there shall also be included the attendance of pupil's participating in Independent Study for five (5) or more consecutive schooldays. (Ed Code section 46300)

To foster each student's success in Independent Study, the Board establishes the following maximum lengths of time which may elapse between the time an assignment is made and the date by which the student must complete the assigned work:

- 1) *Five (5) days after an absence of one week.*
- 2) *Seven (7) days after an absence of more than one week*
- 3) *Fourteen (14) days for all other assignments.*

When circumstances justify a longer time, the Superintendent / Principal or designee may extend the maximum length to a period not to exceed eight (8) weeks, pursuant to a written request with justification.

When any student fails to complete three (3) consecutive Independent Study assignments, the Superintendent / Principal or designee shall conduct an evaluation to determine whether it is in the student's best interest to remain in Independent Study. Evaluation findings shall be kept in the student's permanent record.

Written Agreements

The Superintendent / Principal or designee shall ensure that a written master agreement and, as appropriate, a learning agreement for students participating in course-based independent study exist for each participating student as prescribed by law. (Education Code 51747, 51749.5)

The master agreement shall specify the length of time in which each independent study assignment must be completed. Because excessive leniency in the duration of independent study assignments may result in a student falling behind his/her peers and increase the risk of dropping out of school, independent study assignments shall be no more than one week for all grade levels and types of program. However, when necessary, based on the specific circumstances of the student's approved program, the Superintendent or designee may allow for a longer period of time between the date an assignment is made and when it is due, up to the termination date of the agreement.

An evaluation shall be conducted to determine whether it is in a student's best interest to remain in independent study whenever the student misses three assignments, unless the student's written agreement specifies a lower or higher number of missed assignments based on the nature of the assignments, the total number of assignments, and/or other unique circumstances.

Student-Teacher Conferences

Supervising teachers should establish an appropriate schedule for student-teacher conferences in order to help identify students falling behind in their work or in danger of failing or dropping out of school. Teachers

are expected to monitor student progress and work closely with each student to determine the amount and type of contact needed for the student to be successful in the program.

Missing appointments with the supervising teacher without valid reasons may trigger an evaluation to determine whether the student should remain in independent study.

Program Evaluation

The Superintendent / Principal or designee shall annually report to the Board the number of district students participating in independent study, the average daily attendance generated for apportionment purposes, student performance as measured by standard indicators and in comparison to students in classroom-based instruction, and the number and proportion of independent study students who graduate or successfully complete independent study. Based on the program evaluation, the Board and Superintendent / Principal shall determine areas for program improvement as needed.

(cf. 0500 - Accountability)

(cf. 5121 - Grades/Evaluation of Student Achievement)

(cf. 6162.5 - Student Assessment)

(cf. 6162.51 - State Academic Achievement Tests)

Legal Reference:

EDUCATION CODE

17289 Exemption for facilities

41976.2 Independent study programs; adult education funding

42238 Revenue limits

42238.05 Local control funding formula; average daily attendance

44865 Qualifications for home teachers and teachers in special classes and schools

46200-46208 Instructional day and year

46300-46307.1 Methods of computing average daily attendance

47612.5 Independent study in charter schools

48204 Residency

48206.3 Home or hospital instruction; students with temporary disabilities

48220 Classes of children exempted

48340 Improvement of pupil attendance

48915 Expulsion; particular circumstances

48916.1 Educational program requirements for expelled students

48917 Suspension of expulsion order

49011 Student fees

51225.3 Requirements for high school graduation

51745-51749.6 Independent study programs

52522 Adult education alternative instructional delivery

52523 Adult education as supplement to high school curriculum; criteria

56026 Individuals with exceptional needs

58500-58512 Alternative schools and programs of choice

FAMILY CODE

6550 Authorization affidavits

Manchester Union Elementary School District

BP 6158 (d)

Legal Reference (con't):

CODE OF REGULATIONS, TITLE 5
11700-11703 Independent study
19819 State audit compliance
UNITED STATES CODE, TITLE 20

6301 Highly qualified teachers

COURT DECISIONS

Modesto City Schools v. Education Audits Appeal Panel, (2004) 123 Cal.App.4th 1365

EDUCATION AUDIT APPEALS PANEL DECISIONS

Lucerne Valley Unified School District, Case No. 03-02 (2005)

Management Resources:

CALIFORNIA DEPARTMENT OF EDUCATION PUBLICATIONS

Elements of Exemplary Independent Study

WEB SITES

California Consortium for Independent Study: <http://www.ccis.org>

California Department of Education, Independent Study: <http://www.cde.ca.gov/sp/eo/is>

Education Audit Appeals Panel: <http://www.eaap.ca.gov>

(3/05, 7/10) 12/14

Policy Adopted: November 2, 1999

Policy Amended: December 13, 2022

Instruction

Independent Study

Educational Opportunities

Educational opportunities offered through Independent Study may include, but are not limited to:
(Education Code 51745)

1. Special assignments extending the content of regular courses of instruction

(cf. 6143 - Courses of Study)

2. Individualized study in a particular area of interest or in a subject not currently available in the regular school curriculum
3. Individualized alternative education designed to teach the knowledge and skills of the core curriculum, but not provided as an alternative curriculum
4. Continuing and special study during travel

(cf. 5112.3 - Student Leave of Absence)

5. Volunteer community service activities and leadership opportunities that support and strengthen student achievement

(cf. 0420.4 - Charter School Authorization)
(cf. 6142.4 - Service Learning/Community Service Classes)
(cf. 6181 - Alternative Schools/Programs of Choice)

In addition, when requested by a parent/guardian due to an emergency, vacation, or illness, Independent Study may be used on a short-term basis to ensure that the student is able to maintain academic progress in his/her regular classes.

(cf. 5113 - Absences and Excuses)

Equivalency

The district's Independent Study option shall be substantially equivalent in quality and quantity to classroom instruction to enable participating students to complete the district's adopted course of study within the customary timeframe. Students in Independent Study shall have access to the same services and resources that are available to other students in the school and shall have equal rights and privileges. (5 CCR 11700, 11701.5)

(cf. 0410 - Nondiscrimination in District Programs and Activities)

The district shall not provide Independent Study students and their parents/guardians with funds or items of value that are not provided for other students and their parents/guardians. (Education Code 46300.6, 51747.3)

Eligibility for Independent Study

Provided that experienced certificated staff are available to effectively supervise students in Independent Study, the Superintendent / Principal or designee may approve the participation of a student who demonstrates the motivation, commitment, organizational skills, and academic skills necessary to work independently. A student whose academic performance is not at grade level may participate in Independent Study only if the program is able to provide appropriate support, such as supplemental instruction, tutoring, counseling, ongoing diagnostic assessments, and/or differentiated materials, to enable the student to be successful. For an elementary student, the Superintendent / Principal or designee may consider the parent/guardian's level of commitment to assist the student.

A student participating in Independent Study must be a resident of the county or an adjacent county. Full-time Independent Study shall not be available to students whose district residency status is based on their parent/guardian's employment within district boundaries pursuant to Education Code 48204. (Education Code 46300.2, 51747.3)

(cf. 5111.1 - District Residency)

For a student with disabilities, as defined in Education Code 56026, participation in Independent Study shall be approved only if his/her individualized education program specifically provides for such participation. (Education Code 51745)

(cf. 6159 - Individualized Education Program)

A temporarily disabled student shall not receive individual instruction pursuant to Education Code 48206.3 by means of Independent Study. (Education Code 51745)

(cf. 6183 - Home and Hospital Instruction)

Master Agreement

A written agreement shall be developed and implemented for each student participating in Independent Study for five or more consecutive school days. (Education Code 46300, 51747; 5 CCR 11703)

The agreement shall include general student data, including the student's name, address, grade level, birth date, school of enrollment, and program placement.

The Independent Study agreement for each participating student also shall include, but not be limited to, all of the following: (Education Code 51747; 5 CCR 11700, 11702)

1. The manner, time, frequency, and place for submitting the student's assignments and for reporting his/her progress
2. The objectives and methods of study for the student's work and the methods used to evaluate that work

3. The specific resources, including materials and personnel, that will be made available to the student
4. A statement of the Board's policy detailing the maximum length of time allowed between an assignment and its completion and the number of missed assignments, by grade level and type of program, which will trigger an evaluation of whether the student should be allowed to continue in independent study
5. The duration of the Independent Study agreement, including the beginning and ending dates for the student's participation in Independent Study under the agreement, with a maximum of one school year
6. A statement of the number of course credits or, for an elementary student, other measures of academic accomplishment appropriate to the agreement, to be earned by the student upon completion
7. A statement that Independent Study is an optional educational alternative in which no student may be required to participate
8. In the case of a suspended or expelled student who is referred or assigned to any school, class, or program pursuant to Education Code 48915 or 48917, a statement that instruction may be provided through Independent Study only if the student is offered the alternative of classroom instruction

(cf. 5144.1 - Suspension and Expulsion/Due Process)

9. Signatures of the student, the parent/guardian or caregiver of the student if the student is under age 18 years, the certificated employee responsible for the general supervision of Independent Study, and all persons who have direct responsibility for providing assistance to the student

The parent/guardian's signature on the agreement shall constitute permission for the student to receive instruction through Independent Study.

The Superintendent / Principal or designee shall retain a physical or electronic copy of the signed learning agreement for at least three years and as appropriate for auditing purposes. (Education Code 51749.6)

Monitoring Student Progress

The Independent Study administrator and/or supervising teacher shall promptly and directly address any failure by the student to meet the terms of his/her written agreement. The following supportive strategies may be used:

1. A letter to the student and/or parent/guardian
2. A meeting between the student and the teacher and/or counselor
3. A meeting between the student and the Independent Study administrator, including the parent/guardian if appropriate

4. An increase in the amount of time the student works under direct supervision

When the student has missed the number of assignments specified in the written agreement as requiring an evaluation, the Superintendent /Principal or designee shall conduct an evaluation to determine whether or not Independent Study is appropriate for the student. This evaluation may result in termination of the Independent Study agreement and the student's return to the regular classroom program or other alternative program.

A written record of the findings of any such evaluation shall be treated as a mandatory interim student record which shall be maintained for three years from the date of the evaluation. (Education Code 51747)

Independent Study students who are late, miss scheduled conferences, or do not submit assigned work on time shall not be reported as tardy or truant.

Responsibilities of Independent Study Administrator

The responsibilities of the Independent Study administrator include, but are not limited to:

1. Recommending certificated staff to be assigned as Independent Study teachers and supervising staff assigned to Independent Study functions who are not regularly supervised by another administrator
2. Approving or denying the participation of students requesting Independent Study
3. Facilitating the completion of written Independent Study agreements
4. Ensuring a smooth transition for students into and out of the Independent Study mode of instruction
5. Approving all credits earned through Independent Study
6. Completing or coordinating the preparation of all records and reports required by law, Board policy, or administrative regulation

Assignment and Responsibilities of Independent Study Teachers

Each student's Independent Study shall be coordinated, evaluated, and carried out under the general supervision of a certificated employee who consents to the assignment. (Education Code 44865, 51747.5; 5 CCR 11700)

The ratio of student average daily attendance for Independent Study students age 18 years or younger to full-time equivalent certificated employees responsible for Independent Study shall not exceed the equivalent ratio for all other education programs in the district, unless a new higher or lower ratio for all other educational programs offered is negotiated in a collective bargaining agreement or the district enters into a memorandum of understanding that indicates an existing collective bargaining agreement contains an alternative ratio. (Education Code 51745.6)

The responsibilities of the supervising teacher shall include, but are not limited to:

1. Completing designated portions of the written Independent Study agreement
2. Supervising and approving coursework and assignments
3. Maintaining records of student assignments showing the date the assignment is given and the date the assignment is due
4. Maintaining a daily or hourly attendance register in accordance with item #4 in the section on "Records" below
5. Providing direct instruction and counsel as necessary for individual student success
6. Regularly meeting with the student to discuss the student's progress
7. Determining the time value of assigned work or work products completed and submitted by the student
8. Assessing student work and assigning grades or other approved measures of achievement

The Superintendent / Principal or designee shall ensure that Independent Study teachers have access to professional development and support comparable to classroom-based teachers.

(cf. 4131 - Staff Development)

Records

The Superintendent / Principal or designee shall ensure that records are maintained for audit purposes. These records shall include, but not be limited to: (Education Code 51748; 5 CCR 11703)

1. A copy of the Board policy, administrative regulation, and other procedures related to Independent Study
2. A listing of the students, by grade level, program, and school, who have participated in Independent Study, along with the units of the curriculum attempted and completed by students in grades K-8
3. A file of all agreements, with representative samples of each student's work products bearing the supervising teacher's notations indicating that he/she has personally evaluated the work or that he/she has personally reviewed the evaluations made by another certificated teacher
4. As appropriate to the program in which the students are participating, a daily or hourly attendance register that is separate from classroom attendance records, maintained on a current basis as time values of student work products judged by a certificated teacher, and reviewed by the supervising teacher if they are two different persons

(cf. 3580 - District Records)

The Superintendent / Principal or designee also shall maintain a record of grades and other evaluations issued to each student for Independent Study assignments.

The signed, dated agreement, any supplemental agreement, assignment records, work samples, and attendance records may be maintained on file electronically. (Education Code 51747)

(10/15 5/16) 7/16

Policy Adopted: December 13, 2022

Policy Amended:

Students

Administering Medication and Monitoring Health Conditions

The Governing Board believes that regular school attendance is critical to student learning and that students who need to take medication prescribed or ordered for them by their authorized health care providers should be able to participate in the educational program.

(cf. 5113 - Absences and Excuses)
(cf. 5113.1 - Chronic Absence and Truancy)

Any medication prescribed for a student with a disability who is qualified to receive services under the Individuals with Disabilities Education Act or Section 504 of the Rehabilitation Act of 1973 shall be administered in accordance with the student's individualized education program or Section 504 services plan, as applicable.

(cf. 5141.24 - Specialized Health Care Services)
(cf. 6159 - Individualized Education Program)
(cf. 6164.6 - Identification and Education Under Section 504)

For the administration of medication to other students during school or school-related activities, the Superintendent / Principal or designee shall develop protocols which shall include options for allowing parents/guardians to administer medication to their child at school, designate other individuals to do so on their behalf, and, with the student's authorized health care provider's approval, request the district's permission for the student to self-administer a medication or self-monitor and/or self-test for a medical condition. Such processes shall be implemented in a manner that preserves campus security, minimizes instructional interruptions, and promotes student safety and privacy.

(cf. 1250 - Visitors/Outsiders)
(cf. 5141 - Health Care and Emergencies)
(cf. 5141.22 - Infectious Diseases)
(cf. 5141.23 - Asthma Management)
(cf. 5141.27 - Food Allergies/Special Dietary Needs)
(cf. 6116 - Classroom Interruptions)

The Superintendent / Principal or designee shall make epinephrine auto-injectors available at each school for providing emergency medical aid to any person suffering, or reasonably believed to be suffering, from an anaphylactic reaction. (Education Code 49414)

The Superintendent / Principal or designee shall make naloxone hydrochloride or another opioid antagonist available for emergency medical aid to any person suffering, or reasonably believed to be suffering, from an opioid overdose. (Education Code 49414.3)

Because of the conflict between state and federal law regarding the legality of medicinal cannabis, the Board prohibits the administration of medicinal cannabis to students on school grounds by parents/guardians or school personnel.

The Superintendent / Principal or designee shall collaborate with city and county emergency responders, including local public health administrators, to design procedures or measures for addressing an emergency such as a public disaster or epidemic.

(cf. 3516 - Emergencies and Disaster Preparedness Plan)

Administration of Medication by School Personnel

When allowed by law, medication prescribed to a student by an authorized health care provider may be administered by a school nurse or, when a school nurse or other medically licensed person is unavailable and the physician has authorized administration of medication by unlicensed personnel for a particular student, by other designated school personnel with appropriate training. School nurses and other designated school personnel shall administer medications to students in accordance with law, Board policy, administrative regulation, and, as applicable, the written statement provided by the student's parent/guardian and authorized health care provider. Such personnel shall be afforded appropriate liability protection.

(cf. 3530 - Risk Management/Insurance)

(cf. 4119.42/4219.42/4319.42 - Exposure Control Plan for Bloodborne Pathogens)

(cf. 4119.43/4219.43/4319.43 - Universal Precautions)

The Superintendent / Principal or designee shall ensure that school personnel designated to administer any medication receive appropriate training and, as necessary, retraining from qualified medical personnel before any medication is administered. At a minimum, the training shall cover how and when such medication should be administered, the recognition of symptoms and treatment, emergency follow-up procedures, and the proper documentation and storage of medication. Such trained, unlicensed designated school personnel shall be supervised by, and provided with immediate communication access to, a school nurse, physician, or other appropriate individual.

(cf. 4131 - Staff Development)

(cf. 4231 - Staff Development)

(cf. 4331 - Staff Development)

The Superintendent or designee shall maintain documentation of the training and ongoing supervision, as well as annual written verification of competency of other designated school personnel.

Legal Reference:

EDUCATION CODE

48980 Notification at beginning of term

49407 Liability for treatment

49408 Emergency information

49414 Emergency epinephrine auto-injectors

49414.3 Emergency medical assistance; administration of medication for opioid overdose

49414.5 Providing school personnel with voluntary emergency training

49422-49427 Employment of medical personnel, especially:

49423 Administration of prescribed medication for student

49423.1 Inhaled asthma medication

49480 Continuing medication regimen; notice

BUSINESS AND PROFESSIONS CODE

2700-2837 Nursing, especially:

2726 Authority not conferred

2727 Exceptions in general

3501 Definitions

4119.2 Acquisition of epinephrine auto-injectors

4119.8 Acquisition of naloxone hydrochloride or another opioid antagonist

HEALTH AND SAFETY CODE

11362.7-11362.85 Medicinal cannabis

CODE OF REGULATIONS, TITLE 5

600-611 Administering medication to students

UNITED STATES CODE, TITLE 20

1232g Family Educational Rights and Privacy Act of 1974

1400-1482 Individuals with Disabilities Education Act

UNITED STATES CODE, TITLE 21

812 Schedules of controlled substances

844 Penalties for possession of controlled substance.

UNITED STATES CODE, TITLE 29

794 Rehabilitation Act of 1973, Section 504

COURT DECISIONS

American Nurses Association v. Torlakson, (2013) 57 Cal.4th 570

Management Resources:

AMERICAN DIABETES ASSOCIATION PUBLICATIONS

Training Standards for the Administration of Epinephrine Auto-Injectors, rev. 2015

Glucagon Training Standards for School Personnel: Providing Emergency Medical Assistance to Pupils with Diabetes, May 2006

Legal Advisory on Rights of Students with Diabetes in California's K-12 Public Schools, August 2007

Program Advisory on Medication Administration, 2005

NATIONAL DIABETES EDUCATION PROGRAM PUBLICATIONS

Helping the Student with Diabetes Succeed: A Guide for School Personnel, June 2003

WEB SITES

CSBA: <http://www.csba.org>

American Diabetes Association: <http://www.diabetes.org>

California Department of Education: <http://www.cde.ca.gov/ls/he/hn>

National Diabetes Education Program: <http://www.ndep.nih.gov>

U.S. Department of Health and Human Services, National Institutes of Health, Blood Institute, asthma information: <http://www.nhlbi.nih.gov/health/public/lung/index.htm#asthma>

(12/13 12/16) 12/19

Policy Adopted:

Policy Amended:

Students

Administering Medication and Monitoring Health Conditions

Definitions

Authorized health care provider means an individual who is licensed by the State of California to prescribe or order medication, including, but not limited to, a physician or physician assistant. (Education Code 49423; 5 CCR 601)

Other designated school personnel means any individual employed by the district, including a nonmedical school employee, who has volunteered or consented to administer medication or otherwise assist the student and who may legally administer the medication to the student or assist the student in the administration of the medication. (5 CCR 601, 621)

Medication may include not only a substance dispensed in the United States by prescription, but also a substance that does not require a prescription, such as over-the-counter remedies, nutritional supplements, and herbal remedies. (5 CCR 601)

Epinephrine auto-injector means a disposable delivery device designed for the automatic injection of a premeasured dose of epinephrine into the human body to prevent or treat a life-threatening allergic reaction. (Education Code 49414)

Anaphylaxis means a potentially life-threatening hypersensitivity to a substance, which may result from an insect sting, food allergy, drug reaction, exercise, or other cause. Symptoms may include shortness of breath, wheezing, difficulty breathing, difficulty talking or swallowing, hives, itching, swelling, shock, or asthma. (Education Code 49414)

(cf. 5141.23 - Asthma Management)

(cf. 5141.27 - Food Allergies/Special Dietary Needs)

Opioid antagonist means naloxone hydrochloride or another drug approved by the federal Food and Drug Administration that, when administered, negates or neutralizes in whole or in part the pharmacological effects of an opioid in the body and that has been approved for the treatment of an opioid overdose. (Education Code 49414.3)

Notifications to Parents/Guardians

At the beginning of each school year, the Superintendent / Principal or designee shall notify parents/guardians of the options available to students who need to take prescribed medication during the school day and the rights and responsibilities of parents/guardians regarding those options. (Education Code 49480)

(cf. 5145.6 - Parental Notifications)

In addition, the Superintendent / Principal or designee shall inform the parents/guardians of any student on a continuing medication regimen for a nonepisodic condition of the following requirements: (Education Code 49480)

1. The parent/guardian is required to inform the school nurse or other designated employee of the medication being taken, the current dosage, and the name of the supervising physician.
2. With the parent/guardian's consent, the school nurse or other designated employee may communicate with the student's physician regarding the medication and its effects and may counsel school personnel regarding the possible effects of the medication on the student's physical, intellectual, and social behavior, as well as possible behavioral signs and symptoms of adverse side effects, omission, or overdose.

Parent/Guardian Responsibilities

The responsibilities of the parent/guardian of any student who may need medication during the school day shall include, but are not limited to:

1. Submitting the parent/guardian written statement and the authorized health care provider's written statement each school year as described in the sections "Parent/Guardian Statement" and "Health Care Provider Statement" below. The parent/guardian shall provide a new authorized health care provider's statement if the medication, dosage, frequency of administration, or reason for administration changes. (Education Code 49414.5, 49423, 49423.1; 5 CCR 600, 626)
2. If the student is on a continuing medication regimen for a nonepisodic condition, informing the school nurse or other designated certificated employee of the medication being taken, the current dosage, and the name of the supervising physician, and updating the information when needed. (Education Code 49480)
3. Providing medications in properly labeled, original containers along with the authorized health care provider's instructions. For prescribed or ordered medication, the container also shall bear the name and telephone number of the pharmacy, the student's identification, and the name and phone number of the authorized health care provider. (5 CCR 606)

Parent/Guardian Statement

When district employees are to administer medication to a student, the parent/guardian's written statement shall:

1. Identify the student
2. Grant permission for an authorized district representative to communicate directly with the student's authorized health care provider and pharmacist, as may be necessary, regarding the health care provider's written statement or any other questions that may arise with regard to the medication

3. Contain an acknowledgment that the parent/guardian understands how district employees will administer the medication or otherwise assist the student in its administration
4. Contain an acknowledgment that the parent/guardian understands the responsibilities to provide a written statement from the authorized health care provider, to ensure that the medication is delivered to the school in a proper container by an individual legally authorized to be in possession of the medication, and to provide all necessary supplies and equipment
5. Contain an acknowledgment that the parent/guardian understands the right to terminate the consent for the administration of the medication or for otherwise assisting the student in the administration of medication at any time

In addition to the requirements in items #1-5 above, if a parent/guardian has requested that the student be allowed to carry and self-administer prescription auto-injectable epinephrine or prescription inhaled asthma medication, the parent/guardian's written statement shall: (Education Code 49423, 49423.1)

1. Consent to the self-administration
2. Release the district and school personnel from civil liability if the student suffers an adverse reaction as a result of self-administering the medication

In addition to the requirements in items #1-5 above, if a parent/guardian wishes to designate an individual who is not an employee of the district to administer medication to the student, the parent/guardian's written statement shall clearly identify the individual and shall state:

1. The individual's willingness to accept the designation
2. That the individual is permitted to be on the school site
3. Any limitations on the individual's authority

Health Care Provider Statement

When any district employee is to administer prescribed medication to a student, or when a student is to be allowed to carry and self-administer prescribed medication during school hours, the authorized health care provider's written statement shall include:

1. Clear identification of the student (Education Code 49423, 49423.1; 5 CCR 602)
2. The name of the medication (Education Code 49423, 49423.1; 5 CCR 602)
3. The method, amount, and time schedules by which the medication is to be taken (Education Code 49423, 49423.1; 5 CCR 602)
4. If a parent/guardian has requested that the student be allowed to self-administer medication, confirmation that the student is able to self-administer the medication (Education Code 49414.5, 49423, 49423.1; 5 CCR 602)

Manchester Union Elementary School District

AR 5141.21 (d)

5. For medication that is to be administered by unlicensed personnel, confirmation by the student's health care provider that the medication may safely and appropriately be administered by unlicensed personnel (Education Code 49423, 49423.1; 5 CCR 602)
6. For medication that is to be administered on an as-needed basis, the specific symptoms that would necessitate administration of the medication, allowable frequency for administration, and indications for referral for medical evaluation
7. Possible side effects of the medication
8. Name, address, telephone number, and signature of the student's authorized health care provider

For self-administration of inhaled asthma medication, the district shall accept a written statement from a physician or surgeon contracted with a health plan licensed pursuant to Health and Safety Code 1351.2. Such written statement shall be in English and Spanish, and shall include the name and contact information for the physician or surgeon. (Education Code 49423.1)

District Responsibilities

The Superintendent / Principal or designee shall ensure that any unlicensed school personnel authorized to administer medication to a student receives appropriate training from the school nurse or other qualified medical personnel.

The school nurse or other designated school personnel shall:

1. Administer or assist in administering medication in accordance with the authorized health care provider's written statement
2. Accept delivery of medications from parents/guardians and count and record them upon receipt
3. Maintain a list of students needing medication during the school day, including those authorized to self-administer medication, and note on the list the type of medication and the times and dosage to be administered
4. Maintain for each student a medication log which may:
 - a. Specify the student's name, medication, dose, method of administration, time of administration during the regular school day, date(s) on which the student is required to take the medication, and the authorized health care provider's name and contact information
 - b. Contain space for daily recording of the date, time, and amount of medication administered, and the signature of the individual administering the medication

5. Maintain for each student a medication record which may include the authorized health care provider's written statement, the parent/guardian's written statement, the medication log, and any other written documentation related to the administration of medication to the student
6. Ensure that student confidentiality is appropriately maintained

(cf. 5125 - Student Records)

7. Coordinate and, as appropriate, ensure the administration of medication during field trips and other school-related activities

(cf. 5148.2 - Before/After School Programs)

(cf. 6145.2 - Athletic Competition)

(cf. 6153 - School-Sponsored Trips)

8. Report to a student's parent/guardian and the site administrator any refusal by the student to take the medication
9. Keep all medication to be administered by the district in a locked drawer or cabinet
10. As needed, communicate with a student's authorized health-care provider and/or pharmacist regarding the medication and its effects
11. Counsel other designated school personnel regarding the possible effects of a medication on a student's physical, intellectual, and social behavior, as well as possible behavioral signs and symptoms of adverse side effects, omission, or overdose
12. Ensure that any unused, discontinued, or outdated medication is returned to the student's parent/guardian at the end of the school year or, if the medication cannot be returned, dispose of it in accordance with state laws and local ordinances
13. In the event of a medical emergency requiring administration of medication, provide immediate medical assistance, directly observe the student following the administration of medication, contact the student's parent/guardian, and determine whether the student should return to class, rest in the school office, or receive further medical assistance
14. Report to the site administrator, the student's parent/guardian, and, if necessary, the student's authorized health care provider any instance when a medication is not administered properly, including administration of the wrong medication or failure to administer the medication in accordance with authorized health care provider's written statement

Emergency Epinephrine Auto-Injectors

The Superintendent / Principal or designee shall provide epinephrine auto-injectors to school nurses or other employees who have volunteered to administer them in an emergency and have received training. The school nurse, or a volunteer employee when a school nurse or physician is unavailable, may administer an epinephrine auto-injector to provide emergency medical aid to any person suffering, or reasonably

Manchester Union Elementary School District

AR 5141.21 (f)

believed to be suffering, from potentially life-threatening symptoms of anaphylaxis at school or a school activity. (Education Code 49414)

At least once per school year, the Superintendent / Principal or designee shall distribute to all staff a notice requesting volunteers to be trained to administer an epinephrine auto-injector and describing the training that the volunteer will receive. (Education Code 49414)

(cf. 4112.9/4212.9/4312.9 - Employee Notifications)

The Superintendent / Principal or designee may designate one or more volunteers to receive initial and annual refresher training, which shall be provided by a school nurse or other qualified person designated by a physician and surgeon authorized pursuant to Education Code 49414 and shall be based on the standards developed by the Superintendent of Public Instruction (SPI). Written materials covering the required topics for training shall be retained by the school for reference. (Education Code 49414)

(cf. 4131 - Staff Development)

(cf. 4231 - Staff Development)

(cf. 4331 - Staff Development)

A school nurse or other qualified supervisor of health, or a district administrator if the district does not have a qualified supervisor of health, shall obtain a prescription for epinephrine auto-injectors for each school from an authorized physician and surgeon. Such prescription may be filled by local or mail order pharmacies or epinephrine auto-injector manufacturers. Elementary schools shall, at a minimum, be provided one adult (regular) and one junior epinephrine auto-injector. Secondary schools shall be provided at least one adult (regular) epinephrine auto-injector, unless there are any students at the school who require a junior epinephrine auto-injector. (Education Code 49414)

If an epinephrine auto-injector is used, the school nurse or other qualified supervisor of health shall restock the epinephrine auto-injector as soon as reasonably possible, but no later than two weeks after it is used. In addition, epinephrine auto-injectors shall be restocked before their expiration date. (Education Code 49414)

Information regarding defense and indemnification provided by the district for any and all civil liability for volunteers administering epinephrine auto-injectors shall be provided to each volunteer and retained in the employee's personnel file. (Education Code 49414)

(cf. 4112.6/4212.6/4312.6 - Personnel Files)

A school may accept gifts, grants, and donations from any source for the support of the school in carrying out the requirements of Education Code 49414, including, but not limited to, the acceptance of epinephrine auto-injectors from a manufacturer or wholesaler. (Education Code 49414)

(cf. 3290 - Gifts, Grants and Bequests)

The Superintendent / Principal or designee shall maintain records regarding the acquisition and disposition of epinephrine auto-injectors for a period of three years from the date the records were created. (Business and Professions Code 4119.2)

(cf. 3580 - District Records)

Manchester Union Elementary School District

AR 5141.21 (g)

Emergency Medication for Opioid Overdose

The district may elect to make emergency naloxone hydrochloride or another opioid antagonist available at schools for the purpose of providing emergency medical aid to persons suffering, or reasonably believed to be suffering, from an opioid overdose. In determining whether to make this medication available, the Superintendent / Principal or designee shall evaluate the emergency medical response time to the school and determine whether initiating emergency medical services is an acceptable alternative to providing an opioid antagonist and training personnel to administer the medication. (Education Code 49414.3)

When available at the school site, the school nurse shall provide emergency naloxone hydrochloride or another opioid antagonist for emergency medical aid to any person exhibiting potentially life-threatening symptoms of an opioid overdose at school or a school activity. Other designated personnel who have volunteered and have received training may administer such medication when a school nurse or physician is unavailable, and shall only administer the medication by nasal spray or auto-injector. (Education Code 49414.3)

At least once per school year, the Superintendent / Principal or designee shall distribute to all staff a notice requesting volunteers to be trained to administer naloxone hydrochloride or another opioid antagonist, describing the training that the volunteer will receive, and explaining the right of the volunteer to rescind the offer to volunteer at any time, including after receiving training. The notice shall also include a statement that no benefit will be granted to or withheld from any employee based on the offer to volunteer and that there will be no retaliation against any employee for rescinding the offer to volunteer. (Education Code 49414.3)

The Superintendent / Principal or designee may designate one or more volunteer employees to receive initial and annual refresher training, based on standards adopted by the SPI, regarding the storage and emergency use of naloxone hydrochloride or another opioid antagonist. The training shall be provided at no cost to the employee, conducted during regular working hours, and be provided by a school nurse or other qualified person designated by an authorizing physician and surgeon. Written materials provided during the training shall be retained at the school for reference. (Education Code 49414.3)

A school nurse, other qualified supervisor of health, or, if the district does not have a qualified supervisor of health, a district administrator shall obtain a prescription for naloxone hydrochloride or another opioid antagonist for each school from an authorized physician and surgeon. Such prescription may be filled by local or mail order pharmacies or manufacturers. (Education Code 49414.3)

If the medication is used, the school nurse, other qualified supervisor of health, or district administrator, as applicable, shall restock the medication as soon as reasonably possible, but no later than two weeks after it is used. In addition, the medication shall be restocked before its expiration date. (Education Code 49414.3)

Information regarding defense and indemnification provided by the district for any and all civil liability for volunteers administering naloxone hydrochloride or another opioid antagonist for emergency aid shall be provided to each volunteer and retained in the employee's personnel file. (Education Code 49414.3)

A school may accept gifts, grants, and donations from any source for the support of the school in carrying out the requirements of Education Code 49414.3, including, but not limited to, the acceptance of the


naloxone hydrochloride or another opioid antagonist from a manufacturer or wholesaler. (Education Code 49414.3)

The Superintendent / Principal or designee shall maintain records regarding the acquisition and disposition of naloxone hydrochloride or another opioid antagonist for a period of three years from the date the records were created. (Business and Professions Code 4119.8)

(12/14 12/16) 12/19

Policy Adopted:

Policy Amended:



January 12, 2023

Dear School Accountability Report Card Coordinators and Interested Parties:

2021–22 SCHOOL ACCOUNTABILITY REPORT CARD WEB APPLICATION

We are pleased to announce that the 2021–22 School Accountability Report Card (SARC) Web Application and annual SARC data are now available. The SARC Web Application is located within the new myCDEconnect system at <https://www.mycdeconnect.org>.

The SARC Web Application is populated with data from California Department of Education (CDE), and these data are based on information that public schools/local educational agencies (LEAs) submitted to the CDE.

Please note that the 2021–22 school year data for Tables 6 and 7-Teacher Preparation and Placement, Table 8-Teachers Without Credentials and Misassignments, Table 9-Credentialed Teachers Assigned Out-of-Field, and Table 10-Class Assignments are not available at this time. For active public schools, we anticipate that the 2021–22 school year data for Tables 6, 7, 8, 9 and 10 will be available after the February 1 posting due date and will not be editable. Nonpublic nonsectarian schools are expected to input their information in the teacher data tables since the CDE does not have access to these data for these school types. We encourage all schools/LEAs to post their Board approved 2021–22 SARCs by February 1 without the aforementioned data tables. A second Board review/approval of the 2021–22 Teacher data once populated is not required.

SARCs must be published and submitted to the CDE no later than February 1 of each year. Please note that the February 1 deadline for posting the SARC is required by California law, and unfortunately, no extensions are allowed.

Information about the SARC, including the blank template, data definitions, and downloadable data files, are available on the SARC web page at <https://www.cde.ca.gov/ta/ac/sa/>. For further information regarding the SARC Web Application, please contact the SARC Team by email at sarc@cde.ca.gov.

Sincerely,

/s/

Cindy Kazanis, Director
Analysis, Measurement, and Accountability Reporting Division

AGENDA ITEM # 10.0

Manchester Union Elementary School District

19550 South Highway 1 Manchester, CA 95459 ▪ (707) 882-2374 ▪ www.mcoe.us



SARC
2021-22

School Accountability
Report Card
Published in 2022-23

Manchester Elementary School

Grades K-8
CDS Code 23-65573-6025134

Kristin Larson Balliet, Superintendent/Principal
mansupt@muesd.us

19550 South Highway 1
Manchester, CA 95459
(707) 882-2374

www.mcoe.us



Principal's Message

Manchester Union Elementary School District (MUESD) has the unique distinction of being a small, one-school district serving the rural community of Manchester, which spans 65 square miles in Northern California. Located on the Mendocino Coast, with close proximity to the Pacific Ocean, our school is approximately a three-and-a-half hour drive north of San Francisco, and two-and-a-half hours northwest of Santa Rosa.

With an enrollment of under 40 students and boasting three multi-grade classrooms (TK-2, 3-5, and 6-8), we are a small school. Our classrooms are staffed by exceptional teachers whose instruction is supported by part-time classroom aides. This multi-grade classroom structure allows for an excellent student-to-adult ratio to support academic success. Another benefit is the opportunity for cross-grade level interaction, peer mentoring and the building of positive relationships.

Our school has a family feel. Parent participation is an integral part of the school program from participating in engaged partners meetings to providing a book fair to supporting and running fundraisers to driving and/or chaperoning field trips.

Our community loves our school too! The people in our small, rural community represent a wide range of social, economic and educational backgrounds. Most work in agriculture, the timber industry, or in service-oriented jobs, while others work remotely from home or are enjoying retirement on the coast. Manchester Elementary School nurtures and accommodates our students' diverse experiences and perspectives, and benefits from a tradition of community involvement and volunteerism at our school. Volunteers assist in the classrooms and some even conduct fundraisers to support field trips and other educational enrichment for the students.

Academic learning at Manchester Elementary is based on the 4 C's of the Common Core: Communication, Collaboration, Critical Thinking and Creativity, and we have added a fifth C of our own: Caring. We teach reading and mathematics in grade-level groupings, and provide intervention to students who require additional assistance. The school works with the Lions Club on the Spectrum of Reading program, and our local Poet Laureate to further enrich our students' learning experience.

Manchester Elementary students matriculate to Point Arena High School, and we receive consistent feedback from the staff that our students stand out due to their kindness, integrity and academic preparedness. Because of Manchester's excellent reputation, approximately 30% of our students are attending the school on interdistrict transfers.

Our student population is diverse. To honor and celebrate this diversity, we enjoy Culture Days where students learn about world cultures, encouraging and developing acceptance and appreciation for all people. Additionally, students enjoy School Activity days, in which we learn about and celebrate art, music, poetry and agriculture.

Beyond academics, we focus on caring and kindness for all, self-esteem building and conflict resolution throughout the school year. Students participate in daily chores at the school, such as putting up the flags, picking up playground equipment, and recycling and composting for the garden. Students make cards for each holiday for our local Senior Center Meals on Wheels Program. Although the district is small and remote, the school provides a place of learning, a place to gain culture and a place to have fun with others. Manchester Elementary School is a great place to be!


Parental Involvement

Parent participation is always welcomed and encouraged. Parents volunteer in the classrooms, chaperone field trips, and serve on the Site Council, which serves as an umbrella organization for all our engaged partners groups. We hold regular engaged partners meetings to provide a forum for parent comments on the Local Control and Accountability Plan.

For more information on how to become involved at the school, please contact Superintendent/Principal Kristin Larson Balliet at kballiet@muesd.us.

School Safety

The school safety plan was last reviewed, updated and discussed with the school faculty and Site Council in September 2022. The board of trustees will review the update in February 2023. Key elements of the plan include monthly safety drills, crisis intervention, a disaster plan and emergency procedures. Due to the pandemic, a section titled COVID-19 Health and Safety Procedures and Protocols has been added to the plan.



School Accountability Report Card

In accordance with state and federal requirements, the School Accountability Report Card (SARC) is put forth annually by all public schools as a tool for parents and interested parties to stay informed of the school's progress, test scores and achievements.

School Mission Statement

We strive to create a safe and unique learning environment where all learners are challenged to reach their highest potential; the most up-to-date materials and technology are used; each person's learning modality is taken into consideration; students are given the tools to meet the challenges of any future opportunity that presents itself to them; a love for lifelong learning is cultivated; and respect, responsibility, tolerance, diversity and high standards are valued.

School Vision Statement

The school will provide inspired and enhanced learning in a safe, aesthetic and nurturing environment for all members of the Manchester Community.

Governing Board

Frances Robbings, *President*

Erin Piper, *Clerk*

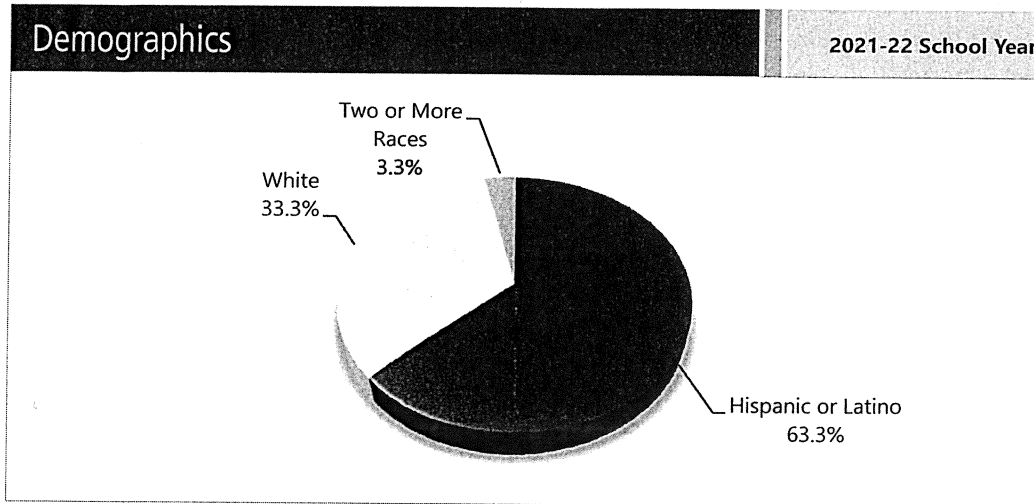
Diana Weston-Williams, *Member*



"Manchester Elementary School is a great place to be!"

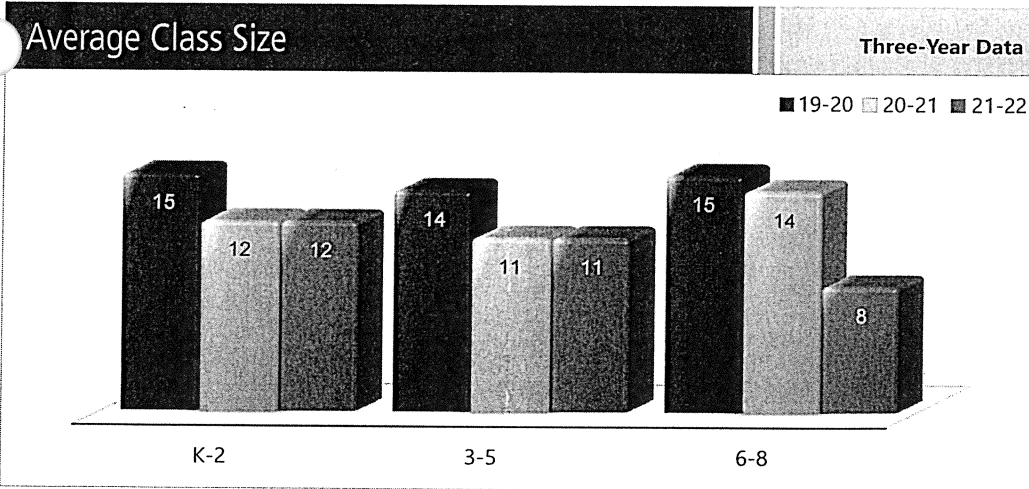
Enrollment by Student Group

The total enrollment at the school was 30 students for the 2021-22 school year. The pie chart displays the percentage of students enrolled in each group.



Class Size Distribution

The bar graph displays the three-year data for average class size, and the table displays the three-year data for the number of classrooms by size. The number of classes indicates how many classrooms fall into each size category (a range of total students per classroom). At the secondary school level, this information is reported by subject area rather than grade level.




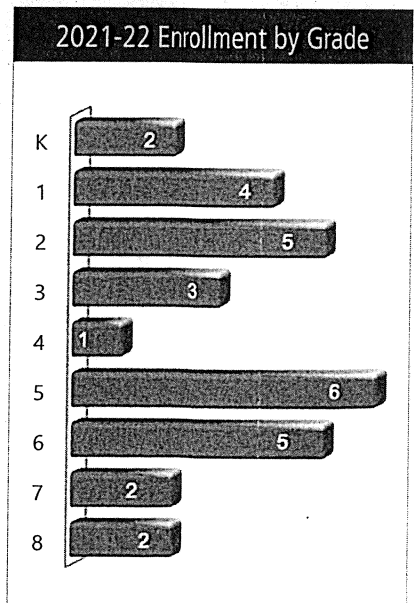
Grade	Number of Students								
	2019-20			2020-21			2021-22		
	1-20	21-32	33+	1-20	21-32	33+	1-20	21-32	33+
K-2	1			1			1		
3-5	1			1			1		
6-8	1			1			1		


Enrollment by Student Group

Female	46.70%
Male	53.30%
Non-Binary	0.00%
English learners	33.30%
Foster youth	0.00%
Homeless	0.00%
Migrant	0.00%
Socioeconomically Disadvantaged	66.70%
Students with Disabilities	20.00%

Enrollment by Grade

The bar graph displays the total number of students enrolled in each grade for the 2020-21 school year.





Suspensions and Expulsions

This table shows the school, district, and state suspension and expulsion rates collected between July through June, each full school year respectively.

Suspensions and Expulsions					Two-Year Data	
	Manchester ES		Manchester UESD		California	
	20-21	21-22	20-21	21-22	20-21	21-22
Suspension rates	0.0%	0.0%	0.0%	0.0%	0.2%	3.17%
Expulsion rates	0.0%	0.0%	0.0%	0.0%	0.0%	0.1%

Note: Data collected during the 2020–21 school year may not be comparable to earlier years of this collection due to differences in learning mode instruction in response to the COVID-19 pandemic.

This table shows the school, district, and state suspension and expulsion rates collected between July through February, partial school year due to the COVID-19 pandemic.

Suspensions and Expulsions				2019-20 School Year	
	Manchester ES		Manchester UESD		California
	19-20		19-20		19-20
Suspension rates	0.0%		0.0%		2.5%
Expulsion rates	0.0%		0.0%		0.1%

Note: The 2019–20 suspensions and expulsions rate data are not comparable to other year data because the 2019–20 school year is a partial school year due to the COVID-19 crisis. As such, it would be inappropriate to make any comparisons in rates of suspensions and expulsions in the 2019–20 school year compared to other school years.


Suspensions and Expulsions by Student Group


Suspensions and Expulsions by Student Group			2021-22 School Year	
Student Group	Suspensions Rate	Expulsions Rate		
All Students	0.0%	0.0%		
Female	0.0%	0.0%		
Male	0.0%	0.0%		
Non-Binary	0.0%	0.0%		
American Indian or Alaska Native	0.0%	0.0%		
Asian	0.0%	0.0%		
Black or African American	0.0%	0.0%		
Filipino	0.0%	0.0%		
Hispanic or Latino	0.0%	0.0%		
Native Hawaiian or Pacific Islander	0.0%	0.0%		
Two or More Races	0.0%	0.0%		
White	0.0%	0.0%		
English Learners	0.0%	0.0%		
Foster Youth	0.0%	0.0%		
Homeless	0.0%	0.0%		
Socioeconomically Disadvantaged	0.0%	0.0%		
Students Receiving Migrant Education Services	0.0%	0.0%		
Students with Disabilities	0.0%	0.0%		

Professional Development

Professional Development Day	
Number of school days dedicated to staff development and continuous improvement	
2020-21	4
2021-22	5
2022-23	3

"Academic learning at Manchester Elementary is based on the 4 C's of the Common Core: Communication, Collaboration, Critical Thinking and Creativity, and we have added a fifth C of our own: Caring."





California Physical Fitness Test

Each spring, all students in grades 5, 7 and 9 are required to participate in the California Physical Fitness Test (PFT). The Fitnessgram is the designated PFT for students in California public schools put forth by the State Board of Education. Due to changes to the 2021–22 PFT administration, only participation results are required for the five fitness areas.

Encouraging and assisting students in establishing lifelong habits of regular physical activity is the primary goal of the Fitnessgram. The table shows the percentage of students participating in each of the five fitness components for the most recent testing period. For more detailed information on the California PFT, please visit www.cde.ca.gov/ta/tg/pf/.

California Physical Fitness Test						2021-22 School Year
Percentage of Students Participating In Each Of The Five Fitness Components						
Grade	Component 1: Aerobic Capacity	Component 2: Abdominal Strength and Endurance	Component 3: Trunk Extensor and Strength and Flexibility	Component 4: Upper Body Strength and Endurance	Component 5: Flexibility	
5	100%	100%	100%	100%	100%	
7	100%	100%	100%	100%	100%	

Chronic Absenteeism by Student Group

Chronic Absenteeism by Student Group					2021-22 School Year
Student Group	Cumulative Enrollment	Chronic Absenteeism Eligible Enrollment	Chronic Absenteeism Count	Chronic Absenteeism Rate	
All Students	35	34	6	17.6%	
Female	15	15	4	26.7%	
Male	20	19	2	10.5%	
American Indian or Alaska Native	0	0	0	0.0%	
Asian	0	0	0	0.0%	
Black or African American	1	1	1	100.0%	
Filipino	0	0	0	0.0%	
Hispanic or Latino	21	20	4	20.0%	
Native Hawaiian or Pacific Islander	0	0	0	0.0%	
Two or More Races	1	1	0	0.0%	
White	12	12	1	8.3%	
English Learners	14	13	2	15.4%	
Foster Youth	0	0	0	0.0%	
Homeless	0	0	0	0.0%	
Socioeconomically Disadvantaged	23	22	6	27.3%	
Students Receiving Migrant Education Services	0	0	0	0.0%	
Students with Disabilities	7	7	1	14.3%	

Types of Services Funded


The following is a list of federal- and state-funded programs that are provided to students:

- Title I
- Title II (Teacher and Principal Training and Recruiting)
- Title IV
- Special Education
- Rural Education Achievement Program (REAP)
- Elementary and Secondary School Emergency Relief (ESSER) II
- ESSER III
- Expanded Learning Opportunities Grant (ELO-G)
- Lottery
- Transportation



California School Dashboard

The California School Dashboard (Dashboard) <https://www.caschooldashboard.org/> reflects California's new accountability and continuous improvement system and provides information about how LEAs and schools are meeting the needs of California's diverse student population. The Dashboard contains reports that display the performance of LEAs, schools, and student groups on a set of state and local measures to assist in identifying strengths, challenges, and areas in need of improvement.



SARC Reporting in the 2020–21 School Year Only

Where the most viable option, LEAs were required to administer the statewide summative assessment in ELA and mathematics. Where a statewide summative assessment was not the most viable option for the LEA (or for one or more grade-level[s] within the LEA) due to the pandemic, LEAs were allowed to report results from a different assessment that met the criteria established by the State Board of Education (SBE) on March 16, 2021. The assessments were required to be:

- Aligned with CA CCSS for ELA and mathematics;
- Available to students in grades 3 through 8, and grade 11; and
- Uniformly administered across a grade, grade span, school, or district to all eligible students.

Options

The CAAs could only be administered in-person following health and safety requirements. If it was not viable for the LEA to administer the CAAs in person with health and safety guidelines in place, the LEA was directed to not administer the tests. There were no other assessment options available for the CAAs. Schools administered the Smarter Balanced Summative Assessments for ELA and mathematics, other assessments that meet the SBE criteria, or a combination of both, and they could only choose one of the following:

- Smarter Balanced ELA and mathematics summative assessments;
- Other assessments meeting the SBE criteria; or
- Combination of Smarter Balanced ELA and mathematics summative assessments and other assessments.

CAASPP Test Results in Science for All Students (grades 5, 8 and high school)

The table below shows the percent of students meeting or exceeding the State standard on the CAASPP – California Science Test (CAST) and the California Alternate Assessment for Science (CAA for Science) for grades 5, 8, and once in high school (i.e., grade 10, 11 or 12).

Percentage of Students Meeting or Exceeding State Standard					Two-Year Data	
Subject	Manchester ES		Manchester UESD		California	
	20-21	21-22	20-21	21-22	20-21	21-22
Science	❖	❖	❖	❖	28.72%	

CAASPP Test Results in ELA and Mathematics for All Students taking and completing a state-administered assessment

The table below shows the percent of students meeting or exceeding the State standards on the California Assessment of Student Performance and Progress (CAASPP) Smarter Balanced Summative Assessments and California Alternate Assessments (CAAs) for English language arts/literacy (ELA) and mathematics for grades 3-8 and 11.

Percentage of Students Meeting or Exceeding State Standard					Two-Year Data	
Subject	Manchester ES		Manchester UESD		California	
	20-21	21-22	20-21	21-22	20-21	21-22
English language arts/literacy	*	27%	*	27%	*	47%
Mathematics	*	25%	*	25%	*	33%

❖ Scores are not shown when the number of students tested is ten or less, either because the number of students in this category is too small for statistical accuracy or to protect student privacy.

* Data for 2020–21 are not comparable to other year data due to the COVID-19 pandemic during the 2020–21 school year. Where the CAASPP assessments in ELA and/or mathematics is not the most viable option, the LEAs were allowed to administer local assessments. Therefore, the 2020–21 data between school - 64 - the school, district, state are not an accurate comparison. As such, it is inappropriate to compare results of the 2020–21 school year to other school years.

Statewide Assessments

Statewide assessments (i.e., Califor Assessment of Student Performance and Progress [CAASPP] System includes the Smarter Balanced Summative Assessments for students in the general education population and the California Alternate Assessments [CAAs] for English language arts/literacy [ELA] and mathematics given in grades three through eight and grade eleven. Only eligible students may participate in the administration of the CAAs. CAAs items are aligned with alternate achievement standards, which are linked with the Common Core State Standards [CCSS] for students with the most significant cognitive disabilities).

The CAASPP System encompasses the following assessments and student participation requirements:

1. **Smarter Balanced Summative Assessments and CAAs for ELA** in grades three through eight and grade eleven.
2. **Smarter Balanced Summative Assessments and CAAs for mathematics** in grades three through eight and grade eleven.
3. **California Science Test (CAST) and CAAs for Science** in grades five, eight, and once in high school (i.e., grade ten, eleven, or twelve).




CAASPP by Student Group: Science, English Language Arts and Mathematics

The tables on the following pages display the percentage of students that met or exceeded state standards in science, English language arts/literacy and mathematics for the school by student groups.

The “percentage met or exceeded” is calculated by taking the total number of students who met or exceeded the standard on the Smarter Balanced Summative Assessment plus the total number of students who met the standard on the CAA divided by the total number of students who participated in both assessments.

Note: The number of students tested includes all students who participated in the test whether they received a score or not. However, the number of students tested is not the number that was used to calculate the achievement level percentages. The achievement level percentages are calculated using only students who received scores.



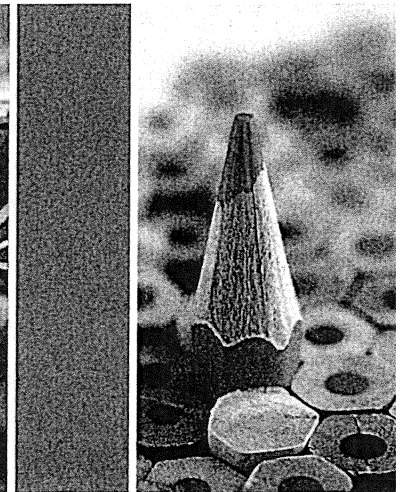
CAASPP Test Results by Student Group: Science (grades 5 and 8)


Percentage of Students Meeting or Exceeding State Standards

2021-22 School Year

Science					
Group	Total Enrollment	Number Tested	Percentage Tested	Percentage Not Tested	Percentage Met or Exceeded
All students	❖	❖	❖	❖	❖
Female	❖	❖	❖	❖	❖
Male	❖	❖	❖	❖	❖
American Indian or Alaska Native	❖	❖	❖	❖	❖
Asian	❖	❖	❖	❖	❖
Black or African American	❖	❖	❖	❖	❖
Filipino	❖	❖	❖	❖	❖
Hispanic or Latino	❖	❖	❖	❖	❖
Native Hawaiian or Pacific Islander	❖	❖	❖	❖	❖
Two or more races	❖	❖	❖	❖	❖
White	❖	❖	❖	❖	❖
English Learners	❖	❖	❖	❖	❖
Foster Youth	❖	❖	❖	❖	❖
Homeless	❖	❖	❖	❖	❖
Military	❖	❖	❖	❖	❖
Socioeconomically disadvantaged	❖	❖	❖	❖	❖
Students receiving Migrant Education services	❖	❖	❖	❖	❖
Students with Disabilities	❖	❖	❖	❖	❖

❖ Scores are not shown when the number of students tested is ten or less, either because the number of students in this category is too small for statistical accuracy or to protect student privacy.


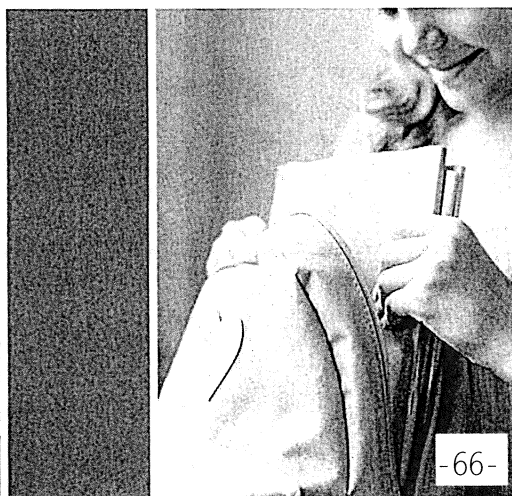






CAASPP Test Results by Student Group: English Language Arts (grades 3-8)
For students taking and completing a state-administered assessment.

Percentage of Students Meeting or Exceeding State Standards					2021-22 School Year
English Language Arts					
Group	Total Enrollment	Number Tested	Percentage Tested	Percentage Not Tested	Percentage Met or Exceeded
All students	16	15	93.75%	6.25%	26.67%
Female	❖	❖	❖	❖	❖
Male	12	11	91.67%	8.33%	18.18%
American Indian or Alaska Native	❖	❖	❖	❖	❖
Asian	❖	❖	❖	❖	❖
Black or African American	❖	❖	❖	❖	❖
Filipino	❖	❖	❖	❖	❖
Hispanic or Latino	❖	❖	❖	❖	❖
Native Hawaiian or Pacific Islander	❖	❖	❖	❖	❖
Two or more races	❖	❖	❖	❖	❖
White	❖	❖	❖	❖	❖
English Learners	❖	❖	❖	❖	❖
Foster Youth	❖	❖	❖	❖	❖
Homeless	❖	❖	❖	❖	❖
Military	❖	❖	❖	❖	❖
Socioeconomically disadvantaged	❖	❖	❖	❖	❖
Students receiving Migrant Education services	❖	❖	❖	❖	❖
Students with Disabilities	❖	❖	❖	❖	❖

❖ Scores are not shown when the number of students tested is ten or less, either because the number of students in this category is too small for statistical accuracy or to protect student privacy.





CAASPP Test Results by Student Group: Mathematics (grades 3-8)
For students taking and completing a state-administered assessment.

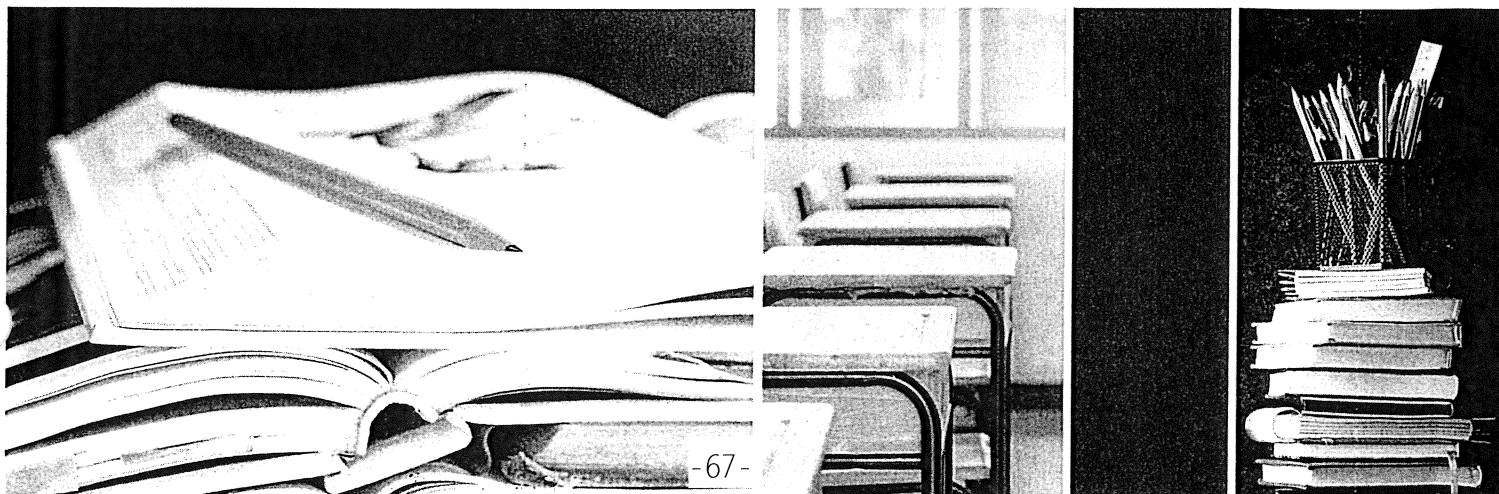
Percentage of Students Meeting or Exceeding State Standards


2021-22 School Year

Mathematics

Group	Total Enrollment	Number Tested	Percentage Tested	Percentage Not Tested	Percentage Met or Exceeded
All students	16	16	100.00%	0.00%	25.00%
Female	❖	❖	❖	❖	❖
Male	12	12	100.00%	0.00%	25.00%
American Indian or Alaska Native	❖	❖	❖	❖	❖
Asian	❖	❖	❖	❖	❖
Black or African American	❖	❖	❖	❖	❖
Filipino	❖	❖	❖	❖	❖
Hispanic or Latino	❖	❖	❖	❖	❖
Native Hawaiian or Pacific Islander	❖	❖	❖	❖	❖
Two or more races	❖	❖	❖	❖	❖
White	❖	❖	❖	❖	❖
English Learners	❖	❖	❖	❖	❖
Foster Youth	❖	❖	❖	❖	❖
Homeless	❖	❖	❖	❖	❖
Military	❖	❖	❖	❖	❖
Socioeconomically disadvantaged	❖	❖	❖	❖	❖
Students receiving Migrant Education services	❖	❖	❖	❖	❖
Students with Disabilities	❖	❖	❖	❖	❖

❖ Scores are not shown when the number of students tested is ten or less, either because the number of students in this category is too small for statistical accuracy or to protect student privacy.





Textbooks and Instructional Materials

All students have access to sufficient textbooks and instructional materials in the core academic subject areas. Textbooks are from the most recent local governing board-approved list.

MUESD completed a new adoption for TK-2 in history/social science in October 2022 and will consider extending this adoption to 3-5 in the coming year. MUESD also completed a new adoption for 6-8 math in September 2022.

Additionally, we are in the process of a new adoption for English language arts, to be completed in 2023 and will also be considering new science and history/social science adoptions by 2024.

Textbooks are selected by staff after a thorough review of current, state-adopted materials, and then the board and public are notified of the opportunity to review the materials and provide input. The board adopts a textbook series based on staff recommendation.

Supplemental instructional materials that support the Common Core State Standards are also purchased to compliment these textbooks. Several online programs/applications are also being utilized to support supplemental student instruction.


The most recent public hearing to adopt a resolution on the sufficiency of instructional materials was during the board meeting on September 13, 2022.

Textbooks and Instructional Materials List		2022-23 School Year
Subject	Textbook	Adopted
English language arts	Language Arts, Houghton Mifflin (K-5)	2003
English language arts	Language Arts, McDougal Littell (6-8)	2002
Mathematics	Math in Focus (K-5)	2013
Mathematics	Big Ideas Math (6-8)	2022
Science	Harcourt (K-5) Supplemented with teacher use of NGSS	2007
Science	Holt Science (6-8) Supplemented with teacher use of NGSS	2007
History/social science	California Studies Weekly, Inc. (K-2)	2022
History/social science	Houghton Mifflin (3-5)	2007
History/social science	Holt (6-8)	2006

Quality of Textbooks

The following table outlines the criteria required for choosing textbooks and instructional materials.

Quality of Textbooks		2022-23 School Year
Criteria	Yes/No	
Are the textbooks adopted from the most recent state-approved or local governing-board-approved list?	Yes	




Public Internet Access

Internet access is available at public libraries and other locations that are publicly accessible (e.g., the California State Library). Access to the Internet at libraries and public locations is generally provided on a first-come, first-served basis. Other use restrictions may include the hours of operation, the length of time that a workstation may be used (depending on availability), the types of software that is available on a workstation, and the ability to print documents.

Availability of Textbooks and Instructional Mater

The following lists the percentage of pupils who lack their own assigned textbooks and instructional materials.


Percentage of Students Lacking Materials by Subject	
2022-23 School Year	
Reading/language arts	0%
Mathematics	0%
Science	0%
History/social science	0%
Visual and performing arts	0%
Foreign language	0%
Health	0%




Currency of Textbooks

This table displays the date when the most recent hearing was held to adopt a resolution on the sufficiency of instructional materials.

Currency of Textbooks	
2022-23 School Year	
Data collection date	9/13/2022






School Facility Good Repair Status

The table shows the results of the school's most recent inspection using the Facility Inspection Tool (FIT) or equivalent school form. This inspection determines the school facility's good repair status using ratings of good condition, fair condition, or poor condition. The overall summary of facility conditions uses ratings of exemplary, good, fair or poor.

↑ This will be updated school ratings: Exemplary

School Facility Good Repair Status		2022-23 School Year
Items Inspected	Repair Status	
Systems: Gas leaks, sewer, mechanical systems (heating, ventilation and HVAC)	Good	
Interior: Interior surfaces (floors, ceilings, walls and window casings)	Fair	
Cleanliness: Pest/vermin control, overall cleanliness	Good	
Electrical: Electrical systems	Good	
Restrooms/fountains: Restrooms, sinks and drinking fountains	Good	
Safety: Fire safety, emergency systems, hazardous materials	Good	
Structural: Structural condition, roofs	Fair	
External: Windows/doors/gates/fences, playgrounds/school grounds	Good	
Overall summary of facility conditions	Good	
Date of the most recent school site inspection	8/31/2022	



School Facilities

Built in 1976, Manchester Elementary School has a playground with basketball and volleyball courts, as well as a large playing field.

We keep the school buildings and grounds regularly maintained. The custodian cleans daily, facility maintenance does minor repairs weekly and a groundskeeper maintains the grounds. Maintenance and the administration conduct monthly inspections as part of compliance with insurance policies.

Our school staff and yard supervisors monitor students and keep them safe on grounds before, during and after the school day.

The school has three regular classrooms, a resource classroom, a computer lab and a library.

Through funds received from Proposition 39, the school has recently had all electrical lighting retrofitted with LED inside and outside. The office heater and air-conditioning unit were replaced in the spring of 2018. Also, during the summer of 2018, trees to the south of the school were removed and a new fence installed along the south boundary of the playground. In the spring of 2019, a new roof was installed along with a 36-panel solar system.



Deficiencies and Repairs

The table lists the repairs required for all deficiencies found during the site inspection. Regardless of each item's repair status, all deficiencies are listed.

Deficiencies and Repairs		2022-23 School Year
Items Inspected	Deficiencies and Action Taken or Planned	Date of Action
Interior	Interior Surfaces: Replace ceiling tile, paint upper corner (near missing tile) of main building hallway. Maintenance person will replace the ceiling tile and paint the corner of that wall.	Planned: Before end of January 2023
Electrical	Library: Evaluate upper light fixture to determine whether it needs bulbs replaced or repair to the fixture itself. (Lighting is sufficient without this repair.) Maintenance person will evaluate this fixture for needed repairs and procure the supplies to complete the repair.	Planned: Before end of January 2023
Structural	Custodial shed needed ramp and roof repair at the time of inspection. These items have been repaired. This has been repaired.	October 2022
External	Main yard/front parking lot fence needs repair or replacement. Maintenance person will evaluate for repair and procure needed materials.	By end of November 2022



"To honor and celebrate this diversity, we enjoy Culture Days where students learn about world cultures, encouraging and developing acceptance and appreciation for all people."

Teacher Preparation and Placement

The teacher data displayed in this SARC is from the 2020-21 and the 2021-22 school years. This table displays the number and percent of teacher at authorization/assignment as well as the total number and percent of teaching positions at the school, district, and state levels. For questions concerning the assignment of teachers outside their subject area of competence or the credential status of teachers, visit the California Commission on Teacher Credentialing website at <https://www.ctc.ca.gov/>.

Teacher Preparation and Placement					2020-21 School Year	
Authorization/Assignment	School Number	School Percent	District Number	District Percent	State Number	State Percent
Fully (Preliminary or Clear) Credentialed for Subject and Student Placement (properly assigned)	3.6	100.0%	3.6	100.0%	228,366.1	83.1%
Intern Credential Holders Properly Assigned	0.0	0.0%	0.0	0.0%	4,205.9	1.5%
Teachers Without Credentials and Misassignments ("ineffective" under ESSA)	0.0	0.0%	0.0	0.0%	11,216.7	4.1%
Credentialed Teachers Assigned Out-of-Field ("out-of-field" under ESSA)	0.0	0.0%	0.0	0.0%	12,115.8	4.4%
Unknown	0.0	0.0%	0.0	0.0%	18,854.3	6.9%
Total Teaching Positions	3.6	100.0%	3.6	100.0%	274,759.1	100.0%



Teacher Preparation and Placement					2021-22 School Year	
Authorization/Assignment	School Number	School Percent	District Number	District Percent	State Number	State Percent
Fully (Preliminary or Clear) Credentialed for Subject and Student Placement (properly assigned)	⌘	⌘	⌘	⌘	⌘	⌘
Intern Credential Holders Properly Assigned	⌘	⌘	⌘	⌘	⌘	⌘
Teachers Without Credentials and Misassignments ("ineffective" under ESSA)	⌘	⌘	⌘	⌘	⌘	⌘
Credentialed Teachers Assigned Out-of-Field ("out-of-field" under ESSA)	⌘	⌘	⌘	⌘	⌘	⌘
Unknown	⌘	⌘	⌘	⌘	⌘	⌘
Total Teaching Positions	⌘	⌘	⌘	⌘	⌘	⌘

⌘ Data not available from the state at this time.

Note: The data in these tables is based on Full Time Equivalent (FTE) status. One FTE equals one staff member working full time; one FTE could also represent two staff members who each work 50 percent of full time. Additionally, an assignment is defined as a position that an educator is assigned to based on setting, subject, and grade level. An authorization is defined as the services that an educator is authorized to provide to students.

The data source is the California State Assignment Accountability System (CaSAAS) provided by the Commission on Teacher Credentialing. For information on the CaSAAS, visit the CALPADS web page at <https://www.cde.ca.gov/ds/sp/cl/calpadsupdfash201.asp>.

For more information on the definitions listed above, refer to the Updated Teacher Equity Definitions web page at <https://www.cde.ca.gov/pd/ee/teacherequitydefinitions.asp>.



Teachers Without Credentials and Misassignments (considered "ineffective" under ESSA)

This table displays the number of authorization/assignments of teachers as well as the total number of teachers without credentials and misassignments at the school level. For questions concerning the permits, waivers, and misassignment of teachers, visit the California Commission on Teacher Credentialing website at <https://www.ctc.ca.gov/>.

Authorization/Assignment	Two-Year Data	
	2020-21	2021-22
Permits and Waivers	0.0	**
Misassignments	0.0	**
Vacant Positions	0.0	**
Total Teachers Without Credentials and Misassignments	0.0	**

** Data not available from the state at this time.


Credentialed Teachers Assigned Out-of-Field (considered "out-of-field" under ESSA)

This table displays the number of teachers and the total out-of-field teachers at the school level.

For more information on the definitions listed above, refer to the California Commission on Teacher Credentialing's Administrator's Assignment Manual at <https://www.ctc.ca.gov/credentials/manuals>.

Indicator	Two-Year Data	
	2020-21	2021-22
Credentialed Teachers Authorized on a Permit or Waiver	0.0	**
Local Assignment Options	0.0	**
Total Out-of-Field Teachers	0.0	**

** Data not available from the state at this time.



Academic Counselors and School Support Staff

This table displays information about academic counselors and support staff at the school and their full-time equivalent (FTE).

Ratio of Pupils to Academic Counselors and School Support Staff Data	
2021-22 School Year	
	Ratio
Pupils to Academic counselors	◇
Support Staff	FTE
Counselor (academic, social/behavioral or career development)	0.00
Library media teacher (librarian)	0.00
Library media services staff (paraprofessional)	0.00
Psychologist	0.01
Social worker	0.15
Nurse	0.00
Speech/language/hearing specialist	0.05
Resource specialist (nonteaching)	0.00
◇ Not applicable.	

Class Assignments

This table displays the number of teachers and the total out-of-field teachers at the school level.

Misassignment and vacant teacher position data should be available in the district's personnel office.

Indicator	Two-Year Data	
	2020-21	2021-22
Misassignments for English Learners (a percentage of all the classes with English learners taught by teachers that are misassigned)	0.0%	**
No credential, permit or authorization to teach (a percentage of all the classes taught by teachers with no record of an authorization to teach)	0.0%	**

** Data not available from the state at this time.

The data source is the California State Assignment Accountability System (CalSAAS) provided by the Commission on Teacher Credentialing. For information on the CalSAAS, visit the CALPADS web page at <https://www.cde.ca.gov/ds/sp/cl/calpadsup-dflash201.asp>.

For more information on the definitions listed above, refer to the Updated Teach - 71 - Definitions web page at <https://www.cde.ca.gov/pd/ee/teacherequitydefinitions.asp>.

Financial Data

The financial data displayed in this SARC is from the 2020-21 fiscal year. The most current fiscal information available provided by the state is always two years behind the current school year and one year behind most other data included in this report. For detailed information on school expenditures for all districts in California, see the California Department of Education (CDE) Current Expense of Education & Per-pupil Spending web page at www.cde.ca.gov/ds/fd/ec. For information on teacher salaries for all districts in California, see the CDE Certificated Salaries & Benefits web page at www.cde.ca.gov/ds/fd/cs. To look up expenditures and salaries for a specific school district, see the Ed-Data website at www.ed-data.org.

District Financial Data

This table displays district teacher and administrative salary information and compares the figures to the state averages for districts of the same type and size based on the salary schedule. Note: The district salary data does not include benefits.

Salary Data	2020-21 Fiscal Year	
	Manchester UESD	Similar Sized District
Beginning teacher salary	◇	46844
Midrange teacher salary	◇	73398
Highest teacher salary	◇	93345
Average elementary school principal salary	⊕	116457
Average middle school principal salary	⊕	122115
Superintendent salary	◇	136296
Teacher salaries: percentage of budget	21%	30%
Administrative salaries: percentage of budget	10%	6%

Financial Data Comparison

This table displays the school's per-pupil expenditures from unrestricted sources and the school's average teacher salary and compares it to the district and state data.

Financial Data Comparison	2020-21 Fiscal Year	
	Expenditures Per Pupil From Unrestricted Sources	Annual Average Teacher Salary
Manchester ES	\$16,929	\$51,895
Manchester UESD	\$16,929	\$51,895
California	\$6,594	\$74,053
School and district: percentage difference	◆	◆
School and California: percentage difference	+156.7%	-29.9%

- ◇ Data not available.
- ⊕ The principal and superintendent are combined as one position.
- ◆ The percentage difference does not apply to single-site districts.


Data for this year's SARC was provided by the California Department of Education and school and district offices. For additional information on California schools and districts and comparisons of the school to the district, the county and the state, please visit DataQuest at <http://dq.cde.ca.gov/dataquest>. DataQuest is an online resource that provides reports for accountability, test data, enrollment, graduates, dropouts, course enrollments, staffing and data regarding English learners. Per Education Code Section 35256, each school district shall make hard copies of its annually updated report card available, upon request, on or before February 1.

All data accurate as of January 2023.

School Financial Data

The following table displays the school average teacher salary and a breakdown of the school's expenditures per pupil from unrestricted and restricted sources.

School Financial Data	
2020-21 Fiscal Year	
Total expenditures per pupil	\$22,578
Expenditures per pupil from restricted sources	\$5,649
Expenditures per pupil from unrestricted sources	\$16,929
Annual average teacher salary	\$51,895



Expenditures Per Pupil

Supplemental/restricted expenditures come from money whose use is controlled by law or by a donor. Money that is designated for specific purposes by the district or governing board is not considered restricted. Basic/unrestricted expenditures are from money whose use, except for general guidelines, is not controlled by law or by a donor.

School Accountability Report Card

PUBLISHED BY:

SIA School Innovations & Achievement
www.sia-us.com | 800.487.9234

Arts, Music, & Instructional Materials Block Grant Template

LEA Name: Manchester Union Elementary School District
Contact Name & Title: Kristin Larson Balliet
Contact information: Kristin Larson Balliet Email: kballiet@muesd.us Phone: 707-882-2374

AB 185 revised the Arts, Music, and Instructional Materials Discretionary Block Grant. This grant allocates \$3,560,885,000 to LEAs for five purposes enumerated in Section 134(a) of Chapter 52 of the Statutes of 2022), which may be briefly summarized as:

- (1) Obtaining standards-aligned professional development and instructional materials for specified subject areas
- (2) Obtaining professional development and instructional materials for improving school climate
- (3) Developing diverse, culturally relevant and multilingual school library book collections
- (4) Operational costs, including retirement and health care cost increases
- (5) COVID-19-related costs necessary to keep pupils and staff safe and schools open for in-person instruction.

These funds are available for encumbrance through the 2025–26 fiscal year. Section 134(c) provides that LEAs “are encouraged, but not required” to “proportionally use” their allocation for the five purposes enumerated in Section 134(a)(1)–(5).

\$18,468

Allowable Use of funds	Planned use	Planned expenditures
Standards-Aligned Instructional Materials and Professional Development Section 134(a)(1) allows for the acquisition of standards-aligned instructional materials and professional development in ten specified subject areas- (Appendix A)	Adoption of standards-aligned materials: <ul style="list-style-type: none"> • English Language Arts materials • Science • Math Staff Development	\$10,468
Improving School Climate Section 134(a)(2) allows for obtaining instructional materials and professional development	Social-Emotional Learning curriculum and/or training and implementation	\$1,000

AGENDA ITEM # 11.0

<p>aligned to best practices for improving <u>school climate</u>, including training on <u>de-escalation</u> and <u>restorative justice</u> strategies, asset-based pedagogies, anti bias, transformative social-emotional learning, media literacy, <u>digital literacy</u>, <u>physical education</u>, and learning through play.</p>		
<p>Diverse, Culturally Relevant, and Multilingual Libraries Section 134(a)(3) allows for developing diverse book collections and obtaining culturally relevant texts, in both English and pupils' home languages, to support pupils' independent reading. (Appendix B)</p>	<p>Independent reading materials</p>	<p>\$2,000.00</p>
<p>Operational Costs Section 134(a)(4) of AB 181 authorizes spending of these grant funds for "operational costs, including but not limited, to retirement and health care cost increases."</p>	<p>Attendance Monitoring System</p> <ul style="list-style-type: none"> ● Digital system ● System set-up ● Training ● Monitoring 	<p>\$4,000.00</p>
<p>Costs Related to COVID-19 Section 134(a)(5) authorizes these grant funds to: "As related to the COVID-19 pandemic, acquire personal protective equipment, masks, cleaning supplies, COVID-19 tests, ventilation upgrades, and other similar expenditures, if they are necessary to keep pupils and staff safe from COVID-19 and schools open for in-person instruction."</p>	<p>Personal Protective Equipment</p>	<p>\$1,000.00</p>

Appendix A: **Ten specified subject areas:** Standards-aligned (if applicable): Visual and performing arts, World languages, Mathematics, Science (including environmental literacy), English Language Arts (including early literacy), Ethnic Studies, Financial literacy, Media literacy, Computer Science, History Social Science

Appendix B: It is the Legislature’s intent “that these book collections and culturally relevant texts be used to provide support for pupils through the establishment of site-based school and classroom libraries that are culturally relevant to pupils’ home and community experiences and be available in English, pupils’ home language, or a combination of more than one language.”

The California Department of Education maintains a list of recommended books in a range of languages. Access the [Recommended Literature List](#) web page, and search for books using the [Recommended Literature List Search](#) tool.

***Arts, Music, Instructional Materials Block Grant [FAQs](#)

Manchester Union Elementary School District 2022-2023 Calendar

July							
S	M	T	W	TH	F	S	
					1	2	
3		5	6	7	8	9	
10	11	12	13	14	15	16	
17	18	19	20	21	22	23	
24	25	26	27	28	29	30	
31							

July 4: Independence Day

January							20
S	M	T	W	TH	F	S	
1	====	3	====	4	5	6	
7	8	9	10	====	11	12	
13	14	15		16	17	18	
19	20	21	====	22	23	24	
25	26	27	28	29	30	31	

Jan. 1 New Year's Day
Jan. 2 Teacher Work Day
Jan. 16 M L King Jr. Holiday
Jan. 20 End 1st Semester (51 days)

August							8
S	M	T	W	TH	F	S	
	1	2	3	4	5	6	
7	8	9	10	11	12	13	
14	15	16	====	17	18	19	
20	21	22	23	====	24	25	
26	27	28	29	30	====	31	

Aug. 17-19 Teacher on Duty and Staff Dev. Days
Aug. 22 1st Day of School

February							15
S	M	T	W	TH	F	S	
			1	2	3	4	
5	6	7	====	8	9	10	
11	12	13	14	====	15	16	
17	18	19	20	21	22	23	
24	25	26	27	28	29	30	

Feb. 1-3: Parent Conferences
Feb. 20-21 Presidents Holiday
Feb. 22-24 No School

September							21
S	M	T	W	TH	F	S	
				1	2	3	
4		6	====	7	8	9	
10	11	12	13	====	14	15	
16	17	18	19	====	20	21	
22	23	24	25	26	27	28	
29	30	31					

Sept. 5 Labor Day Holiday

March							22
S	M	T	W	TH	F	S	
			1	2	3	4	
5	6	7	====	8	9	10	
11	12	13	14	====	15	16	
17	18	19	20	21	22	23	
24	25	26	27	28	29	30	
31							

March 24 End 3rd Qtr (39 days)
March 24 Storm Day

October							20
S	M	T	W	TH	F	S	
					1	2	
3	4	5	====	6	7	8	
9	10	11	====	12	13	14	
15	16	17	18	19	====	20	
21	22	23	24	25	26	27	
28	29	30	31				

Oct. 14 End 1st Quarter (39 days)
Oct. 21 Staff Dev. Day
Oct. 24-28 : Parent Conferences

April							15
S	M	T	W	TH	F	S	
						1	
2	3	4	====	5	6	7	
8	9	10	11	12	13	14	
15	16	17	18	19	20	21	
22	23	24	25	26	27	28	
29	30						

April 5-7: Parent Conferences
April 10-14 No School-Spring Break

November							16
S	M	T	W	TH	F	S	
			1	====	2	3	
4	5	6	7	8	9	10	
11	12	13	14	15	16	17	
18	19	20	21	22	23	24	
25	26	27	28	29	30	31	

Nov. 11 Veterans Day Holiday
Nov. 21-23 No School
Nov. 24-25 Thanksgiving Holiday

May							21
S	M	T	W	TH	F	S	
	1	2	====	3	4	5	
6	7	8	9	10	11	12	
13	14	15	16	17	18	19	
20	21	22	23	24	25	26	
27	28	29	30	31			

May 26 Storm Day
May 29 Memorial Day Holiday

December							12
S	M	T	W	TH	F	S	
				1	2	3	
4	5	6	====	7	8	9	
10	11	12	13	14	15	16	
17	18	19	20	21	22	23	
24	25	26	27	28	29	30	
31							

Dec. 19 - Jan 2 Break
Dec. 26 & 30: Holiday

June							10
S	M	T	W	TH	F	S	
					1	2	
3	4	5	6	====	7	8	
9	10	11	12	13	14	15	
16	17	18	19	20	21	22	
23	24	25	26	27	28	29	
30							

June 14 End 4th qtr (51 days)
June 14 Last day
June 19 Juneteenth Holiday

- No School
 No School:Teacher Duty Day or Staff Development
 Total Student Days = 180
- Minimum Day: 12:45 dismissal
 Storm Day
 Total Staff Days = 182
- Early Release: 1:45 dismissal
 Holidays
 Total Staff Development days = 3

Updated=9/13/22

AGENDA ITEM # 14.0

2022-2023 Manchester Union Elementary School District - Board Goals & Metrics

Measured & reported to the Board quarterly: 10/11/22, 1/10/23, 3/14/23, 6/13/23

Goal	Metric #1	Metric #2	Metric #3
<p>Support quality education that meets state requirements and ensures promoting students are prepared for high school and beyond.</p> <ol style="list-style-type: none"> 1. Every student shall perform proficiently at, or make significant strides toward, grade level standards, based on state testing scores, teacher input, and individual academic achievement. 2. Every student shall demonstrate proficiency with the use of technology as per the Common Core Standards. 3. District will gather parent / community input on district goals and priorities (LCAP Engaged Partner meetings). 	<p>Student Achievement Data (measured quarterly)</p> <p>10/11/22 Baseline</p> <ul style="list-style-type: none"> *CAASPP ELA 22.66% proficient & above *CAASPP Math 25% proficient % above <p>*Reading - QRI testing in process</p> <p>*Math - faculty working toward identifying measures</p> <p>*Systems of data collection need to be updated to match current standards</p> <p>1/25/23</p> <ul style="list-style-type: none"> *CAASPP scores for 22-23 TBD *QRI testing completed for quarter 1 & in progress for end of semester. Data will be available for the February meeting. *Systems of data collection have been established and will continue to be refined. 	<p>Proficiency With CCSS Technology Standards</p> <p>10/11/22</p> <p>Teachers & Tech have been provided with the scope and sequence, by grade level</p> <p>1/25/23</p> <ul style="list-style-type: none"> *Teachers, Tech, and Principal have collaborated about these and some work has been done to embed grade-appropriate high-impact skills. This work will continue. 	<p>Parent & Community Input</p> <p>10/11/22</p> <p>Input is gathered at Board and School Site Council meetings. Other committees are under the umbrella of SSC.</p> <p>Next step: craft surveys for parents and community</p> <p>1/25/23</p> <p>Surveys have been crafted and will go out to staff, families, and community in February. Data will be compiled by 3/14/23 Board meeting.</p>
<p>Institute and maintain systems to support student academic and social/emotional success for all students.</p> <ol style="list-style-type: none"> 1. Support teachers and staff in Professional Learning Communities collaboration 2. Support the development of a Multi-Tiered System of Support 	<p>Professional Learning Communities Practices</p> <p>10/11/22</p> <ul style="list-style-type: none"> *Teachers have been introduced to tenets of PLC *Teachers working on updated Vision & Mission, to be shared for input with the community <p>1/25/23</p> <ul style="list-style-type: none"> *Quarter 1 QRIs completed, Quarter 2 QRIs in progress. Data by end of semester *Teacher training on Interim 	<p>Multi-Tiered Systems of Support</p> <p>10/11/22</p> <ul style="list-style-type: none"> *Individual teachers work with aides to provide Tier 1 interventions *Support Teacher position is posted. No applicants. *Interventions are not yet clearly articulated nor systematic <p>1/25/23</p> <ul style="list-style-type: none"> *Interviews were conducted and an offer made to a Support Teacher, who eventually declined, selecting another site citing salary and 	<p>N/A</p>

<p>Maintain Manchester Elementary School's safe and inclusive climate, as a school of excellence, with a high priority on multicultural education.</p> <ol style="list-style-type: none"> 1. Provide qualified staffing, and sufficient and rigorous curriculum. 2. Provide students with ethics, social/emotional and bullying prevention instruction. 3. Provide students with multicultural experiences and enrichment programs. 	<p>assessments delayed, due to storms. Rescheduled to 2/8/23. *Vision and mission - Staff bandwidth has required us to hold off on further wordsmithing, while we focus on student learning and school culture. We look forward to continuing this, along with our community.</p>	<p>proximity to her home. Principal continues to work with 1st and 2nd graders 3x per week and administers QRIs to all students quarterly. We continue to search for someone to fill this role. *Teachers discuss student performance and perform interventions in the classroom and with the help of the principal, on request.</p>	
<p>Maintain Manchester Elementary School's safe and inclusive climate, as a school of excellence, with a high priority on multicultural education.</p> <ol style="list-style-type: none"> 1. Provide qualified staffing, and sufficient and rigorous curriculum. 2. Provide students with ethics, social/emotional and bullying prevention instruction. 3. Provide students with multicultural experiences and enrichment programs. 	<p>Sufficient & rigorous curriculum 10/11/22 *Staff are highly qualified. *One aide position and one Support Teacher position unfilled. *ELA curriculum does not match CCSS. Teachers use CCSS standards. New adoption in progress. *Math curriculum matches CCSS. Big Ideas adopted in 6-8. K-5 using Singapore, but likes Big Ideas also. Waiting on CA Adoption. *Science curriculum does not match NGSS. Teachers using NGSS to supplement. *Social Science is out of date. Teachers using History/SS standards to supplement. K-2 adoption of updated curriculum underway. 1/25/23 *Support teacher and two Aide position are unfilled *ELA curriculum has been reviewed and selected by teachers. We have worked extensively with MCOE. The adoption process will begin in February for updated curriculum for ELA and ELD. *Other subjects are in progress</p>	<p>Ethics, Social/Emotional, and Bullying Prevention 10/11/22 *Teachers address in individual classrooms *Action Network Wellness Checks and Second Step curriculum 1/25/23 *We have discontinued our relationship with Action Network due to concerns about licensing. We have hired a credentialed school psychologist to work with individuals and groups. Reestablishing Second Step is in process, as Mendonoma Health Alliance originally indicated they could provide the instruction, but recently noted they do not currently have the bandwidth. Meanwhile, teachers work with students in grade level groups, focusing on kindness.</p>	<p>Multicultural Experiences and Enrichment Programs 10/11/22 *We are in the planning stages for 22-23 1/25/23 *Still in planning stages. Update expected by March.</p>
<p>Maintain and improve school facilities.</p> <ol style="list-style-type: none"> 1. Continue upgrades to, and maintenance of, appearance of grounds and landscaping. 2. Monitor maintenance and improvement of the facility. 	<p>Grounds & Landscaping 10/11/22 *Playground needs resurfacing *Field has gophers *Fence requires supplementation to</p>	<p>Monitor Maintenance & Improvement 10/11/22 *Facility in Good repair. Please see FIT for specifics</p>	<p>N/A</p>

<p style="text-align: center;"><i>Work Order?</i></p> <p>encircle the whole yard</p> <p>1/25/23 *The same concerns exist. Research had been done about options and all are very costly. Superintendent/principal is considering additional funding options, that may require a consultant to assist with securing funds from the state.</p>	<p>1/25/23 *Updated FIT by MCOE indicates all areas are in GOOD repair and site is EXEMPLARY</p>	<p>1/25/23 *Updated FIT by MCOE indicates all areas are in GOOD repair and site is EXEMPLARY</p>	<p>Seek funding for technology</p> <p>10/11/22 *We need a technology plan before seeking more funding for tech</p> <p>1/25/23 *The Arts, Music, and Instructional Materials Block grant was partially used for a Student Information System, which is technology used by teachers and staff. *Further work will be done in this area. At this time, we are working toward effectively using the technology that we currently have access to, including Interim Assessments, which staff will begin using to identify student strengths and needs in February.</p>
<p>encircle the whole yard</p> <p>1/25/23 *The same concerns exist. Research had been done about options and all are very costly. Superintendent/principal is considering additional funding options, that may require a consultant to assist with securing funds from the state.</p>	<p>10/11/22 *Minimal work on this so far</p> <p>1/25/23 *Donations have been secured from Maxine Stornetta-Smith and Manchester School Alumni Association. (These were not actively recruited; they just came from people who love and support our school.)</p>	<p>Recruit Donors</p> <p>10/11/22 *Minimal work on this so far</p> <p>1/25/23 *Donations have been secured from Maxine Stornetta-Smith and Manchester School Alumni Association. (These were not actively recruited; they just came from people who love and support our school.)</p>	<p>Seek funding for technology</p> <p>10/11/22 *We need a technology plan before seeking more funding for tech</p> <p>1/25/23 *The Arts, Music, and Instructional Materials Block grant was partially used for a Student Information System, which is technology used by teachers and staff. *Further work will be done in this area. At this time, we are working toward effectively using the technology that we currently have access to, including Interim Assessments, which staff will begin using to identify student strengths and needs in February.</p>
<p>encircle the whole yard</p> <p>1/25/23 *The same concerns exist. Research had been done about options and all are very costly. Superintendent/principal is considering additional funding options, that may require a consultant to assist with securing funds from the state.</p>	<p>Grants</p> <p>10/11/22 *We have and are managing several grants *Consider Educator Effectiveness Grant this year</p> <p>1/25/23 *Arts, Music, and Instructional Supplies Block grant has been completed. *Educator Effectiveness grant is in progress.</p>	<p>Grants</p> <p>10/11/22 *We have and are managing several grants *Consider Educator Effectiveness Grant this year</p> <p>1/25/23 *Arts, Music, and Instructional Supplies Block grant has been completed. *Educator Effectiveness grant is in progress.</p>	<p>Seek funding for technology</p> <p>10/11/22 *We need a technology plan before seeking more funding for tech</p> <p>1/25/23 *The Arts, Music, and Instructional Materials Block grant was partially used for a Student Information System, which is technology used by teachers and staff. *Further work will be done in this area. At this time, we are working toward effectively using the technology that we currently have access to, including Interim Assessments, which staff will begin using to identify student strengths and needs in February.</p>

