

READ ACROSS AMERICA WEEK!

Monday, Wednesday, Friday

February 28th, March 2nd, & March 4th

Mark your calendars! Important information enclosed!!

2/22 - 2/28

- Golden Book Drive: Bring in two gently used, age appropriate books that you no longer want, and receive two golden tickets.
- Word Wall Build

2/28, Monday

Kickoff a word-filled week! Virtual Guest Readers and Pajama Day!

3/2 & 3/4 Wednesday and Thursday

Golden Book Exchange

3/4, Friday - THE MAIN EVENT!

Indian Creek Vocabulary Parade, 9:30 am

READ ACROSS AMERICA WEEK!

Lunes, Miércoles, Viernes

Febrero 28, Marzo 2, & Marzo 4

¡Apunten en sus calendarios! ¡¡Información importante adjunta!!

2/22 - 2/28

- Campaña Libro Dorado: Trae dos libros ligeramente usados, edad apropiados que ya no quieras y recibe dos boletos dorados.
- Construcción del Muro de Palabras

2/28, Lunes

Arranque de una semana llena de palabras! Lectores Invitados Virtuales y Día de Pijamas!


3/2 and 3/3, Miércoles & Jueves

Intercambio del Libro Dorado

3/4, Viernes - EL EVENTO PRINCIPAL!

Indian Creek Desfile Del Vocabulario, 9:30 am

Vocabulary



It's Indian Creek's 1st Annual Vocabulary Parade! Students are responsible for choosing a vocabulary word and dressing up in a costume that represents it. The steps for making our vocabulary parade as fabulous as possible are:

Plan

1. Think of a juicy word that would have an interesting costume design. Think of words that others might not know. Look at the attached word lists for ideas or pull out a dictionary and find a unique word.

Write

2. Complete the attached Vocabulary Parade Costume Planner page and the Vocabulary Definition Card (used to build a word wall in the MP Rm). These two items are attached at the back of this packet. *Please turn these two items in to your teacher by Wednesday, February 18th.*

Create

3. You can recycle all sorts of items from around your home to create a home-made costume. Boxes, poster-board, hats, bags, tin foil, balloons, etc. Costumes can be simple.

Make a label

4. Remember to attach a large card or sign with your vocabulary word on it so we'll know which word you represent in the parade. You can carry the word, make a headband or hat, or have the word as part of your costume. Your word just needs to be visible somewhere on you. Some may even choose to include the definition, which is pretty amazing.

Come prepared

5. On March 4th, come to school wearing your costume and, if necessary holding parts of the costume, to put on during the parade. A parent viewing area will be available on the blacktop. Students should wear their normal school clothes under their costumes as they will be removing their costume after the parade.

Please turn the page for guidelines, ideas, and more information!

Vocabulario



Es el Primer Desfile de Palabras en Indian Creek! Los Estudiantes son responsables de escoger una palabra vocabulario y vestirse en un disfraz que la representa. Los pasos para hacer el desfile de palabras lo más fabuloso posible son:

Planea

1. Piensa en una palabra jugosa que tuviera un diseño de disfraz interesante. Piensa en palabras que otros no conozcan. Revisa la lista de palabras adjunta para ideas o saca un diccionario y encuentra una palabra única.

Escribe

2. Completa el Planificador de Disfraz para el Desfile del Vocabulario que está adjunto y la Tarjeta para la Definición de Palabras (usada para construir el muro de palabras en Salón MP) Estas dos artículos se adjuntan atrás de este paquete. *Por favor entrega estos dos artículos a tu maestra a más tardar el Miércoles, Febrero 18.*

Crea

3. Puedes reciclar todo tipo de artículos que encuentres en tú casa para crear tú disfraz personal. Cajas, tableros tamaño póster, sombreros, bolsas, láminas aluminio, globos, etc. Disfraces pueden ser sencillos.

Haz una letrero

4. Recuerda adjuntar una tarjeta grande o letrero con tú palabra vocabulario para que sepámos que palabra estás representando en el desfile. Puedes cargar la palabra, hacer una cinta para la cabeza o sombrero, o tener la palabra como parte de tú disfraz. Tú palabra simplemente tiene que ser visible en algún lugar sobre tí. Algunos incluso, pueden optar por incluir la definición, lo que sería fantástico.

Ven preparado

5. En Marzo 4, ven a la escuela vistiendo tú disfraz y, si es necesario sosteniendo partes de tú vestuario, para que te las pongas en el desfile. Una área en el asfalto será designada para que los padres puedan ver. Los Estudiantes deben tener su ropa escolar normal abajo de su disfraz, ya que se quitarán el disfraz después del desfile.

Guidelines

- ◆ Please choose elementary school appropriate vocabulary words.
- ◆ Wear appropriate footwear since children will be going up and down stairs.
- ◆ No sharp objects or toy weapons will be allowed.
- ◆ Hair coloring and face painting should be kept to a minimum.
- ◆ Costumes should meet dress code requirements.

Inspiration

For inspiration in creating your costume, there are lots of great ideas online. Check out [Pinterest.com](https://www.pinterest.com) and type vocabulary parade into the search box. We've also attached a sample costume slideshow to the Indian Creek website.

An example

If I choose RECYCLE, I might wrap a brown paper bag around myself held up with string and have aluminum cans hanging off. The word RECYCLE would be written across the bag (simple, creative, inexpensive, and easy).

Thank you for helping us make vocabulary instruction into a Parade of Words!



Reglas

- ♦ Por favor escoja palabras apropiadas para nivel escuela primaria.
- ♦ Usen calzado apropiado ya que los niños estarán subiendo y bajando las escaleras.
- ♦ No se permiten objetos puntiagudos o armas de juguete.
- ♦ Pintarse el pelo o cara debe mantenerse a lo mínimo.

Disfraces deben de respetar los requisitos de vestido.

Inspiracion

Para inspiracion para crear tú disfraz, hay muchas ideas en línea. Entra a Pinterest.com y escribe tú palabra en el cuadro del buscador. También hemos adjuntado diapositivas con ejemplos de disfraces en la página de Indian Creek.

Un ejemplo

Si escojo RECICLA, puedo envolverme en una bolsa café de super sostenida con cuerdas y que tenga latas vacías colgando. La palabra RECICLA estaría escrita a lo largo de la bolsa (sencillo, creativo, barato, y fácil).

Gracias por ayudarnos a convertir la educación del vocabulario en un Desfile de Palabras !





Students are invited to participate in a book exchange. The goal of this activity is to provide new-to-you books for your student to enjoy.

Golden Ticket Book Drive

2/22 - 2/28

Students may bring in two gently used, age appropriate books that you no longer want and receive up to two golden tickets. One book equals 1 ticket.

Golden Ticket Student Book Exchange

March 2nd & March 3

Students with Golden Tickets will visit the book exchange with their class and choose their gently used books using their Golden Tickets as their 'purchasing power'!

****** Although students will be limited to two Golden Tickets, additional book donations are welcome to help ensure that all students can participate. Our goal is to send every student home with at least one book. ******



Los estudiantes están invitados a participar en el intercambio de libros. La meta de esta actividad es proveer libros nuevos-para-ti para que los estudiantes los disfruten.

Boleto Dorado de la Campaña de Libros 2/22 - 2/28

Estudiantes pueden traer dos libros ligeramente usados, apropiados a la edad que ya no quieras y podrás recibir un máximo de dos boletos dorados. Un libro equivale 1 boleto.

Boleto Dorado del Intercambio de Libros Estudiantil Marzo 2 & Marzo 3


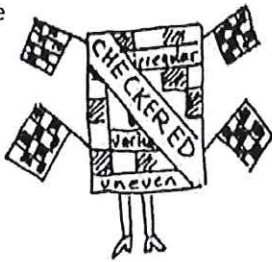
Estudiantes con Boleto Dorado visitarán el intercambio de libros con su grupo y escogerán libros ligeramente usados usando sus Boleto Dorado como su 'poder de compra'!

****** Aunque los estudiantes están limitados a dos Boleto Dorado, donaciones adicionales de libros son bienvenidas para asegurar que todos los estudiantes participantes. Nuestra meta es mandar a casa cada estudiante con al menos un libro. ******

A L F B C D M I U G P E

100 Vocabulary Words to Spark Costume Ideas!

abdomen	egghead	lackadaisical	separate
abundance	elasticity	lightning	shortsighted
accomplice	error	litter	sinister
adrift	extravagant	luminous	tendrils
agitation	feast	midnight	threefold
agony	ferocious	monarch	throng
air	flexible	monstrous	tidy
aircraft	fortification	noteworthy	transparent
annihilate	fruitless	nourishment	tremendous
appendage	ghastly	obstacle	tributary
arrow	gigantic	outskirts	unearth
assemblage	gyrate	pierce	unequal
blizzard	headstrong	polestar	useless
blockhead	heroic	ponderous	utterly
bookworm	horizontal	proboscis	vacant
brilliant	identical	protuberance	vain
busybody	illuminate	quiver	vaporize
cascade	inflammation	radiant	vigilant
cavity	infectious	regal	web
celestial	injure	rejoin	workload
cheerful	inmate	retract	writhe
closefisted	inmate	rickety	x-ray
collision	inmate	satellite	xylem
dangle	inmate	scale	yoke
decoy	inmate		zany
disguise	inmate		zigzag
divergent	inmate		



A L F B C D M I U G P E

quest
question
quibble
quick
quiet
quill
quilt
rag
rain
rash
read
refill
remind
ring
rip
rise
rope
rug
sad
safe
sail
saw
sea
see
shine
shock
short
sidewalk
sink
sky
sleep
smash
smoke
soft
splash
spring
star
stop
storm




straight
string
stuck
sunset
sweep
swing
tag
tail
teeth
telephone
throw
tiny
toes
top
tracks
train
treetop
tug
turn twice
twine
twinkle
unattached
uncap
underfoot
underground
underhand
underlined
unite
unmask
up
uproar
uproot
upstairs
vacation
vain
valley
valor
van
vanish



vapor
vast
vault
veer
veil
veto
vivid
volcano
vortex
waffle
wail
watch
web
weed
wet
wheel
whiskers
wide
wiggle
wilt
window
wings
wink
wonderful
x-ray
yak
yank
yarn
yawn
yolk
yo-yo
yurt
zany
zap
zero
zigzag
zilch
zipper
zoom





Below you'll find all twenty-eight of the defined words included in *Miss Alaineus*:
A Vocabulary Disaster. Reprint this page enough times to provide at least one word OR definition to each participant. Cut words and definitions into separate slips. Mix them up and have each person secretly choose one slip. Set a time limit and have each participant who has a word pair up with the participant having the proper definition for that word. (*Keep it short and quick – maybe three minutes.*) When a pair is made, the two participants should sit at once. When all words are reunited with their meanings, have each team read its word and definition. (*Expect some chaos OR propose a no-talking-only-reading rule while searching.*)

catastrophe	a momentous tragedy
disaster	an event bringing great misfortune
triumph	a true success
daunted	discouraged or disheartened
calla	a cup-shaped lily growing in the Tropics
forest	a thicket of trees
star (r)	a luminous celestial object seen as a point of light in the sky
(Mrs.) page	a single side of a printed sheet of paper usually found bound in a book
pride	an unduly high opinion of oneself
goeth	Old English for "to go"
ancestor	an ancient relative long dead
museum	a building for exhibiting objects about art or history or science
cliff	a high, steep face of rock
dinosaur	a prehistoric, extinct reptile, often huge
grinned	to draw back the lips and bare the teeth, as in a very wide smile
sage	one who shows wisdom, experience, judgment
miscellaneous	1. consisting of various kinds or qualities, 2. a collection of unrelated objects
humbled	aware of one's shortcomings, modest, meek
devastated	wasted, ravaged
ruined	destroyed
finished	brought to an end
gold	a bright yellow precious metal of great value
mistake	something done, said, or thought in the wrong way
impossible	not capable of happening
knew	to apprehend with certainty
wildly	in a manner lacking all restraint
astonishment	great shock and amazement
mysterious	full of mystery, hard to explain or understand

A L F B C D M I U G P E

More Words for Vocabulary Parade Costume Consideration!

afternoon
 ahead
 amiss
 angel
 apart
 arise
 ax
 backyard
 basketball
 bat
 behind
 bite
 blank
 bone
 box
 branch
 bright
 bus
 call
 cash
 city
 clap
 claw
 clean
 clock
 color
 cook
 core
 crash
 crooked
 crowd
 dark
 dates
 day
 dice
 dirty
 draw
 ears



everyone
 eyes
 face
 fall
 fan
 fat
 feet
 fence
 firefly
 fix
 flag
 flash
 flashlight
 fleet
 float
 fly
 forest
 friend
 full
 furry
 glad
 go
 grow
 gumdrop
 haircut
 happy
 hard
 hat
 hide
 hot
 house
 hurry
 ink
 inside
 jagged
 jailed
 jam
 join



juggle
 jumpball
 jungle
 king snake
 kingfish
 lean
 letter
 line
 lips
 little
 long
 lost
 mail
 mean
 money
 mop
 muddy
 neat
 nest
 newspaper
 night
 no
 noise
 old
 open
 outside
 paint
 park
 pasta
 patch
 pet
 plunk
 popcorn
 pound
 puzzle
 quake
 quarter
 queen




Miss Alaineus, A Vocabulary Disaster

written and illustrated by Debra Frasier • www.debrafrasier.com


Parade Kit © 2005 Debra Frasier

A L F B C D M I U G P E

Sample Costume Ideas



Draw a Vocabulary Parade. Display or carry in a parade.




Create puppets based on words.



Build Vocabulary hats over existing hats.



Make paper crowns.



Double over white fabric, then draw or paint.



Use poster sheets for sandwich board costumes.



Younger students fit into paper bags.



Vocabulary Parade Costume Planner

Name: _____

Grade: _____

Teacher: _____

WORD:

DEFINITION:

USE IN A SENTENCE:

Costume Due:

Vocabulary Parade Date:

Costume Design Materials Needed:
