

Kindergarten
Blizzard Bags
From Mrs. Grimes

Blizzard Bag


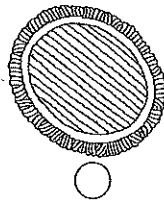
#1

Try this!

Say the word as you slide down the hill. Fill in the bubble under the picture it names.

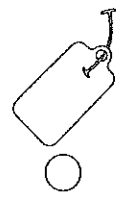
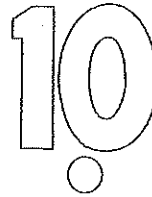

1

r u g




2

t e n



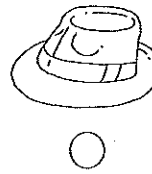
3

s i x



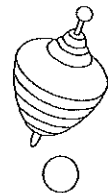
4

h a t



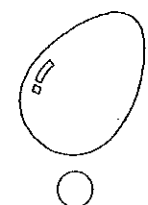
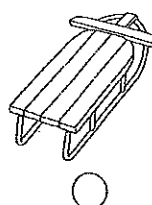
5

t o p



6

i e g




Here's what to do!

Say the word as you slide down the hill. Print the word on the line. Draw a line to the picture it names.


1

n e t




2

m o p



3

s u n




4

w i g




5

c a t



6

p e n



Blizzard Bag

#2

Try this!

Say the word as you slide down the hill. Print the word on the line. Draw a line to the picture it names.

1

b o x

2

s i x

3

c u p

4

m a n



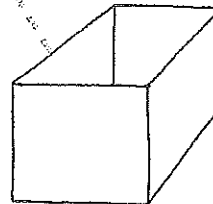
5

d o g

6

b u s

6

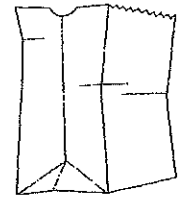
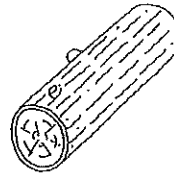
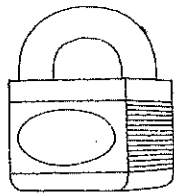


Try this!

Say the word as you slide down the hill. Color the picture it names.


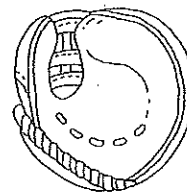
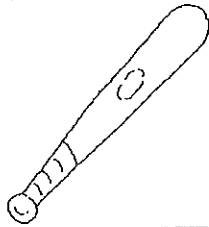
1

l o g





2

b a t





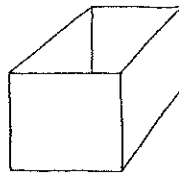
3

c u b



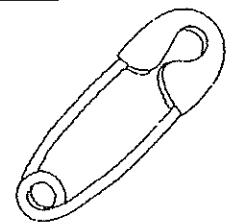


4

f o x



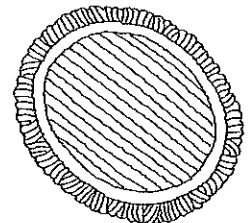

5

p i n




6

r u g



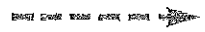
Blizzard Bag

#3

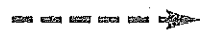


Trace the line as you sound and say each word. Then print the word under the picture it names.

p ot



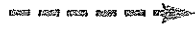
s ix



t op



c ap



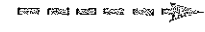
l og



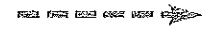
h op



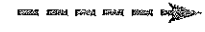
f ox



c ot



c at




1

6

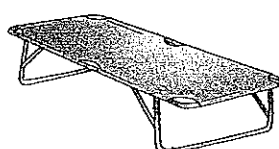
2




3



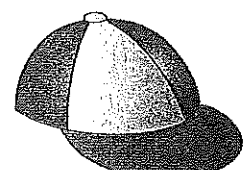
4




5




6




7



8



9

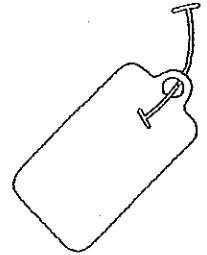



▶ Here's what to do!

Say the word as you slide down the hill. Color the picture it names.

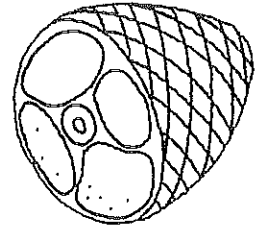
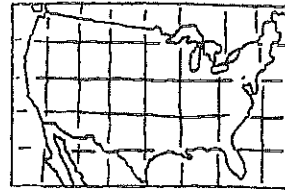

1

w i g



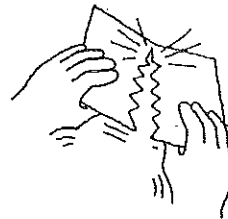

2

m a p



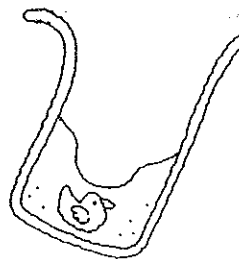
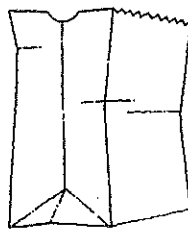
3

p i n



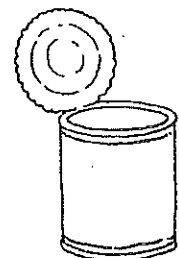
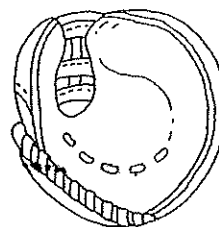
4

b i b



5

m a n



First Grade
Blizzard Bags
From Mrs. Grimes

Blizzard Bag






#1

Name _____

sing ring song
wing bang long
king hang



Fill in the blanks with words.

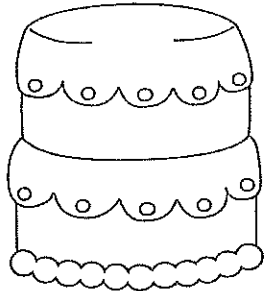
1 	We like to _____.
2 	His nose is _____.
3 	I am the _____.
4 	I like your _____.
5 	She likes to _____.

Name _____


CVCe Scramble

Directions: Unscramble the CVCe words and write them on the line.


Bonus: Write 3 different sentences on the back of the paper using 3 CVCe words.



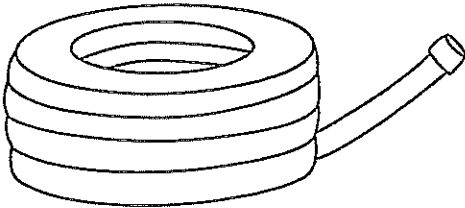
kcea




ekib




ores



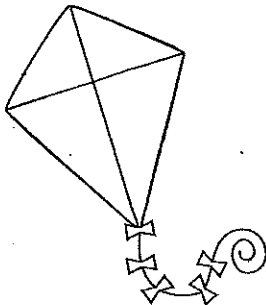
ohes




onbe



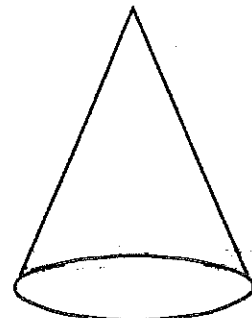
krea



itek

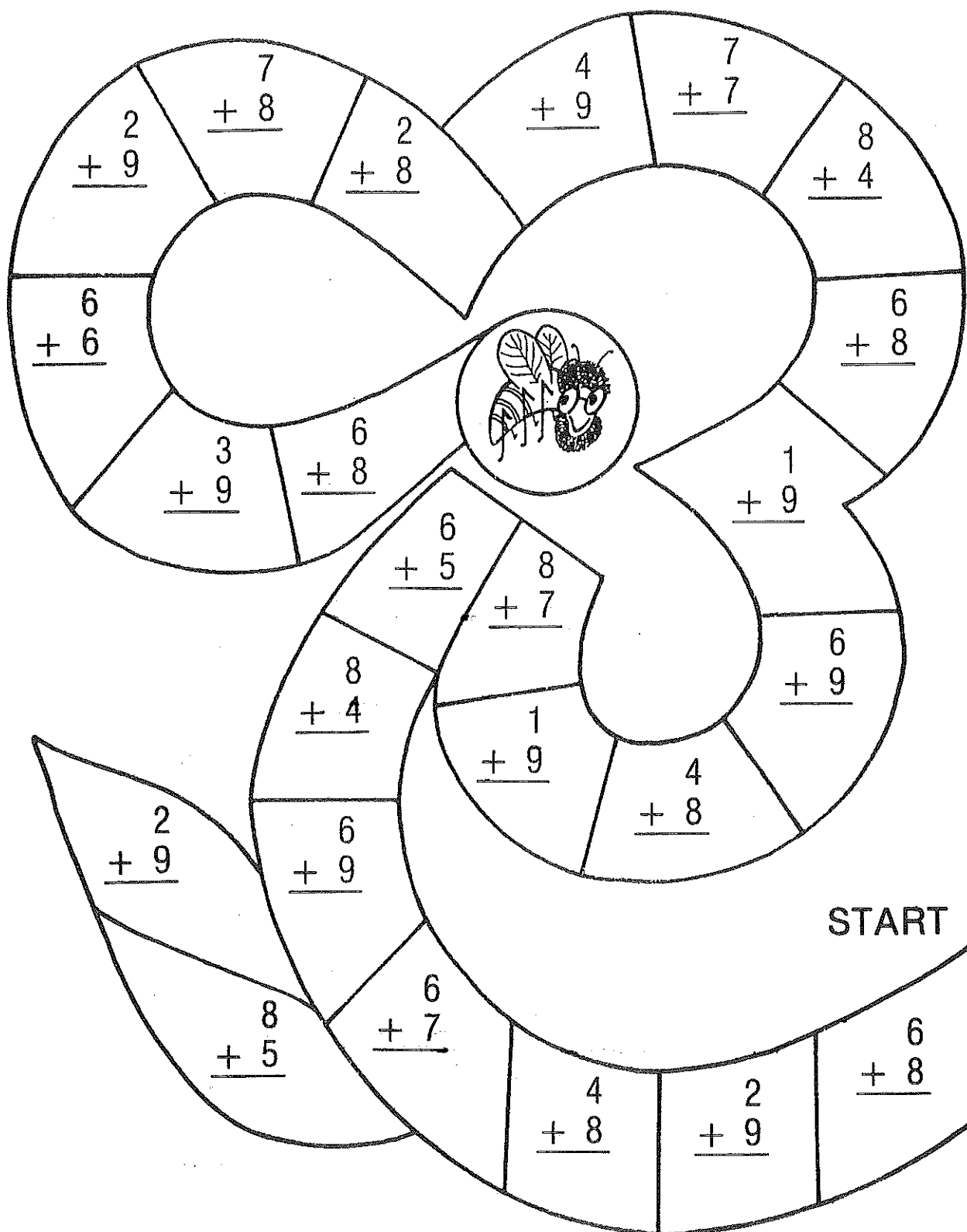


buet



nceo

Name _____



Blizzard Bag

#2

Name _____

tail

nail

rain


jail

mail

pain

fail

pail



Fill in the blanks with words.

1



I love the _____.

2




See my fuzzy _____?

3




Fill the _____ with sand.

4



Here is your _____.


5



Hammer that _____.

Try this! Look at the picture. Circle the word that will finish the sentence. Print it on the line.

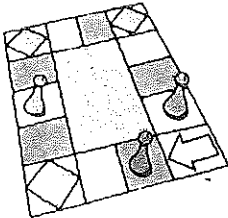
1



Kate and Gail go to the ____.

lake
lamp
late


2



They play a ____.

gave
game
gas

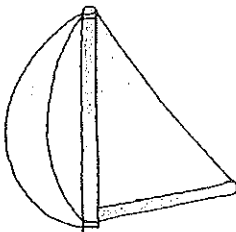
3



Gail sits by the ____.

cave
cape
cap

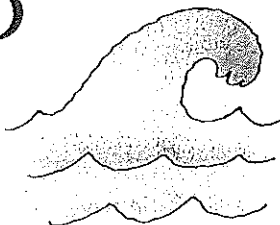
4



She sees a boat with a ____.

tail
sail
mail

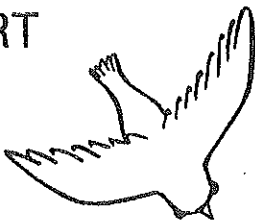
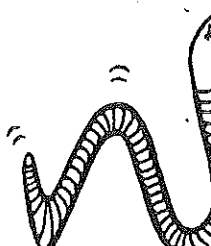
5



It makes a big ____.

pave
save
wave

Name _____

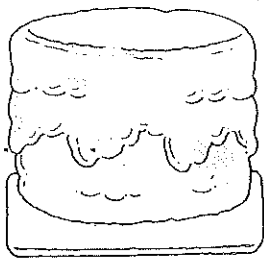
$\begin{array}{r} 7 \\ + 8 \\ \hline \end{array}$	START 			
$\begin{array}{r} 3 \\ - 2 \\ \hline \end{array}$	$\begin{array}{r} 9 \\ - 7 \\ \hline \end{array}$	$\begin{array}{r} 6 \\ + 9 \\ \hline \end{array}$	$\begin{array}{r} 9 \\ + 3 \\ \hline \end{array}$	$\begin{array}{r} 8 \\ - 4 \\ \hline \end{array}$
$\begin{array}{r} 8 \\ - 6 \\ \hline \end{array}$	$\begin{array}{r} 5 \\ - 4 \\ \hline \end{array}$	$\begin{array}{r} 9 \\ + 1 \\ \hline \end{array}$	$\begin{array}{r} 6 \\ + 8 \\ \hline \end{array}$	$\begin{array}{r} 2 \\ + 9 \\ \hline \end{array}$
$\begin{array}{r} 8 \\ + 4 \\ \hline \end{array}$				
$\begin{array}{r} 7 \\ + 6 \\ \hline \end{array}$	$\begin{array}{r} 3 \\ + 2 \\ \hline \end{array}$	$\begin{array}{r} 8 \\ - 5 \\ \hline \end{array}$	$\begin{array}{r} 9 \\ - 1 \\ \hline \end{array}$	

Blizzard Bag

#3


Try this! Circle the name of each picture.

1




cake
make
cane
take

2



bake
cape
cap
back

3



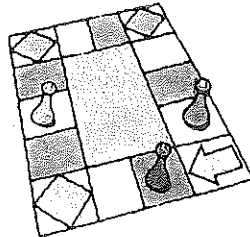
May
way
hay
hat

4




main
man
ran
rain

5



gas
gave
game
gain

6



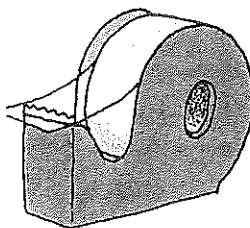
cave
save
case
vase

7




day
jay
pay
pal

8





tape
tap
pat
bait

9








rack
rake
sack
lake

Name _____





Fill in the blanks with words.

1 	I have a toy _____.
2 	This is a _____.
3 	I have a warm _____.
4 	This is shaving _____.
5 	I will _____ my bike to you.

Name _____

$\begin{array}{r} 18 \\ + 4 \\ \hline \end{array}$	$\begin{array}{r} 17 \\ + 3 \\ \hline \end{array}$	$\begin{array}{r} 15 \\ + 4 \\ \hline \end{array}$
$\begin{array}{r} 16 \\ + 6 \\ \hline \end{array}$		$\begin{array}{r} 15 \\ + 1 \\ \hline \end{array}$
$\begin{array}{r} 15 \\ + 3 \\ \hline \end{array}$		$\begin{array}{r} 10 \\ + 8 \\ \hline \end{array}$
$\begin{array}{r} 18 \\ + 6 \\ \hline \end{array}$		$\begin{array}{r} 18 \\ + 3 \\ \hline \end{array}$
	$\begin{array}{r} 18 \\ + 8 \\ \hline \end{array}$	$\begin{array}{r} 15 \\ + 7 \\ \hline \end{array}$

START