

Guide to HAC & Schoology

Early College High School at Delaware State University

Home Access Center

- View student class schedule
- View student grades
- View attendance information in calendar format, with color-coded absence types
- View Interim Progress Report and Report Card information for the current year
- View student and guardian information
- Update guardian email address
- View transportation information
- Click on the name of a teacher or counselor to automatically generate an email message

How to access HAC

NEW for the 2020-2021 School Year

New HAC users for ECHS@DSU

You must **FIRST** register with the 'HAC Access Code' that was provided to you via email in August

Existing HAC users for ECHS@DSU

Use your username and password from last school year

New to HAC

Website: <https://hac.doe.k12.de.us/homeaccess>

Click Here to Register with
Access Code

Welcome to



Home Access Center allows parents and students to view student registration, scheduling, attendance, assignment, and grade information. Home Access Center is available for the districts listed in the dropdown to the right. Please make sure to select the correct district when logging in to Home Access Center V4x

Select a District

User Name

Password

[Forgot My User Name or Password](#)

[Click Here to Register with Access Code](#)

Sign In

Welcome to

Home Access Center

Home Access Center allows parents and students to view student registration, scheduling, attendance, assignment, and grade information. Home Access Center is available for the districts listed in the dropdown to the right. Please make sure to select the correct district when logging in to Home Access Center V4x

Select a District

Access Code

Student Birthdate

Click drop-down arrow and select Early College High School



Enter Access Code provided in email



Enter Your Student's Birthdate



My Account

Name: Test Parent
Address: 123 Main ST
Dover, DE 19901
Logged in as: Test.Parent
Email Address: [REDACTED]
Last Login:

Change Password

User Name:* ←
New Password:* ←
Confirm New Password:* ←

Challenge Questions

Compose 1 challenge questions and provide appropriate answers

Questions	Answers
<input type="text" value="What is my favorite color?"/> ←	<input type="text" value="Red"/> ←

[Continue to Home Access Center](#)

- ✓ Enter New Password
- ✓ Enter Same Password in Confirm Field
- ✓ Type Your Own Challenge Question
- ✓ Type Answer to Your Challenge Question
- ✓ Click Continue to Home Access Center

Previous ECHS HAC Users

Website: <https://hac.doe.k12.de.us/homeaccess>

Select Early College High School




Enter Username (First.Last)



Enter Password



Welcome to



Home Access Center

Home Access Center allows parents and students to view student registration, scheduling, attendance, assignment, and grade information. Home Access Center is available for the districts listed in the dropdown to the right. Please make sure to select the correct district when logging in to Home Access Center V4x


Select a District

Early College High School at Delaware State Unive ▾

User Name

Test.Parent

Password

.....| 

[Forgot My User Name or Password](#)
[Click Here to Register with Access Code](#)

Sign In

Initial Default Screen - Attendance

The screenshot shows the 'Attendance' section of the PowerSchool Home Access Center. The browser address bar indicates the URL is <https://hac.doe.k12.de.us/HomeAccess/Attendance/MonthView>. The page title is 'Early College High School at Delaware State University'. The user is logged in as 'Test Parent' and 'Test Student'. The main navigation bar includes 'Home', 'Attendance', 'Classes', 'Grades', 'Student Support', and 'Registration'. The 'Attendance' section is active, showing a 'Month View' for 'September 2020'. A yellow banner at the top of the attendance view says 'Email Push Mobile - Alert me when attendance is entered for my student'. The calendar shows the days of the month, with the 10th highlighted in red. A tooltip for the 10th shows a list of absence codes: 1 Absence Unexcused, 2 Absence Unexcused, 3 Absence Unexcused, and 4 Absence Unexcused. A 'Color Legend' is located at the bottom left, listing various absence types with corresponding color swatches. The Windows taskbar at the bottom shows the system time as 2:58 PM on 9/21/2020.

Subscribe to Attendance Alerts

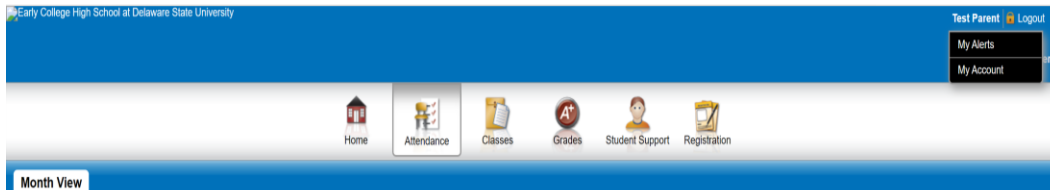
Navigate from month to month

Determine attendance for a month by referring to the Color Legend

Display details for a date in a tooltip

Home Access Center © 2003 - 2020 PowerSchool. All Rights Reserved. 2:58 PM 9/21/2020

Turn on Alerts for Notifications



Month View

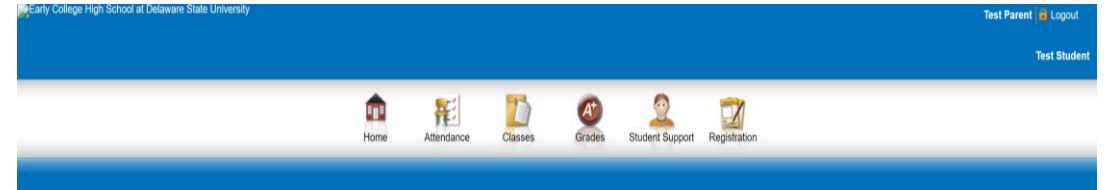
Email Push Mobile - Alert me when attendance is entered for my student

September 2020

Sun	Mon	Tue	Wed	Thu	Fri	Sat
		1	2	3	4	5
6	7	8	9	10	11	12
13	14	15	16	17	18	19
20	21	22	23	24	25	26
27	28	29	30			

Color Legend

Administrative Absence	Absence Excused	Outside Agency
Early Dismissal	State Group Excused (State Use Only)	In-School Suspension
Return From Early Dismissal	Tardy Excused	School Sponsored
Out of School Suspension	State Group Unexcused (State Use Only)	Late to Class
Absence Unexcused	Field Trip	Tardy Unexcused
Bus Late	Homebound	School Field Trip
Multiple Attendance Codes	School Closed	



My Alerts

Alert Type	Email	Mobile Push	Alert Details
Attendance	<input type="checkbox"/>	<input type="checkbox"/>	Limit alerts to specific absence codes.
Discipline	<input type="checkbox"/>	<input type="checkbox"/>	Limit alerts to specific types of discipline.
Interim Progress	<input type="checkbox"/>	<input type="checkbox"/>	I would like to receive Interim Progress alert when it becomes available.
Report Card	<input type="checkbox"/>	<input type="checkbox"/>	I would like to receive Report Card alert when it becomes available.

- ✓ Hover over Username in the upper right hand corner
- ✓ Click on My Alerts
- ✓ Select type of Alert to receive

Review Interim Progress Report or Report Card

The screenshot displays the PowerSchool Home Access Center interface. At the top, the browser address bar shows "Early College High School at Delaware State University". The top navigation bar includes "Test Parent" and "Logout" links. Below this, a secondary navigation bar contains icons for "Home", "Attendance", "Classes", "Grades", "Student Support", and "Registration". A third navigation bar features tabs for "IPR", "Report Card", "Transcript", and "Test Scores". The main content area is titled "Interim Progress Report" and contains a yellow notification box with the text: "Email Push Mobile - I would like to receive an Interim Progress alert when it becomes available." Below this, a message states: "This student does not have any Interim Progress Reports for this school year."

- ✓ Grade reports are available according to dates in the school calendar
- ✓ Capability to print IPR, Report Card, or unofficial copy of Transcript

Schoology

- Review student's day-to-day assignments
- Review student's assignment submissions
- Receive School Updates
- Message ECHS staff members
- Set up to receive alert notifications
- View Schoology as Your Student

How to Access Schoology

Website: <http://echs.Schoology.com>

Sign in to Schoology

All fields are required


Test.Parent

.....

Early College High School at Delaware State
University Dover, DE

Log in [Forgot your password](#)

or


 [Scan QR Code](#)

The image shows a screenshot of the Schoology login interface. Two red arrows point to the username and password input fields. The 'Log in' button is circled in red. Below the login form, there is an 'or' separator and a QR code scanner option with a 'Scan QR Code' button.

First-Time Access Tutorial Pop-Ups

Student Activity · Enrollments

STEP 1 OF 4



Student Activity

This area displays all your child's events and activity in Schoology.

[Next](#) [Remind me later](#)



STEP 3 OF 4

Recent Grades, Attendance, Overdue, and Upcoming

View recent grades and attendance for your child, overdue items in their courses, and their upcoming events and activity.

[Next](#)

[Remind me later](#)

Recent Grades/Attendance

[Graded assignments](#)

[Graded tests/quizzes](#)

[Graded discussions](#)

[Attendance](#)

[Overdue](#)

Enrollments



STEP 2 OF 4

Enrollments

Access all your child's course and group enrollments at a glance. You'll see the overall grade and attendance for each course.

[Next](#)

[Remind me later](#)

[COURSES](#)

[GROUPS](#)

[GRADES](#)



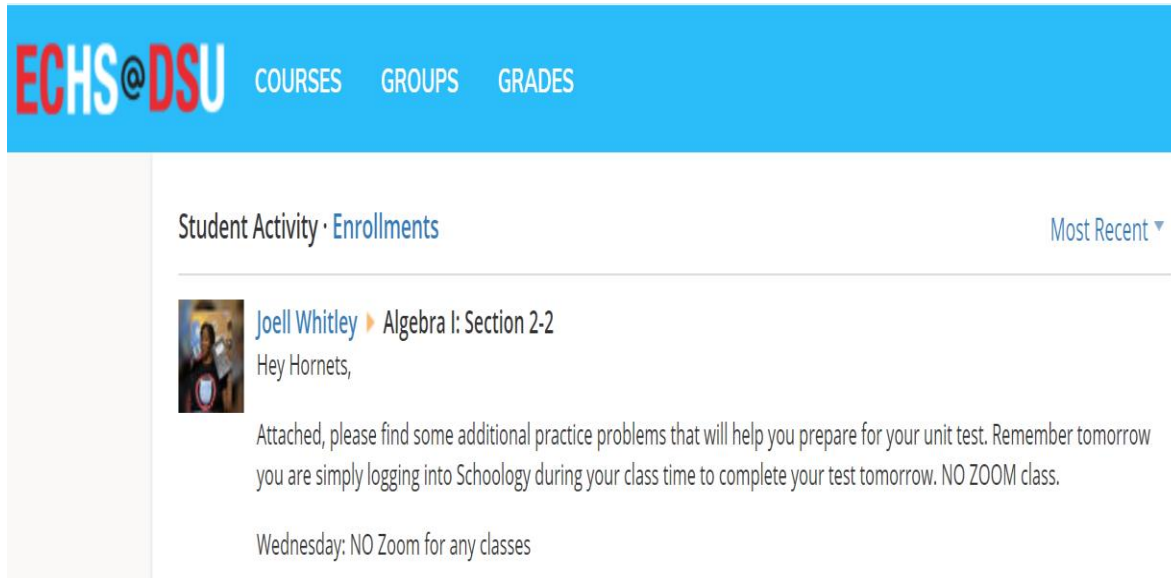
STEP 4 OF 4

Courses, Groups, and Grades

- **Courses:** View any of your child's courses to keep updated on their activity, progress, and achievements within Schoology
- **Groups:** Learn more about your child's extracurricular activities and discussions.
- **Grades:** Access your child's grade report for current and past courses.

[Okay, got it!](#)

View Student Grades

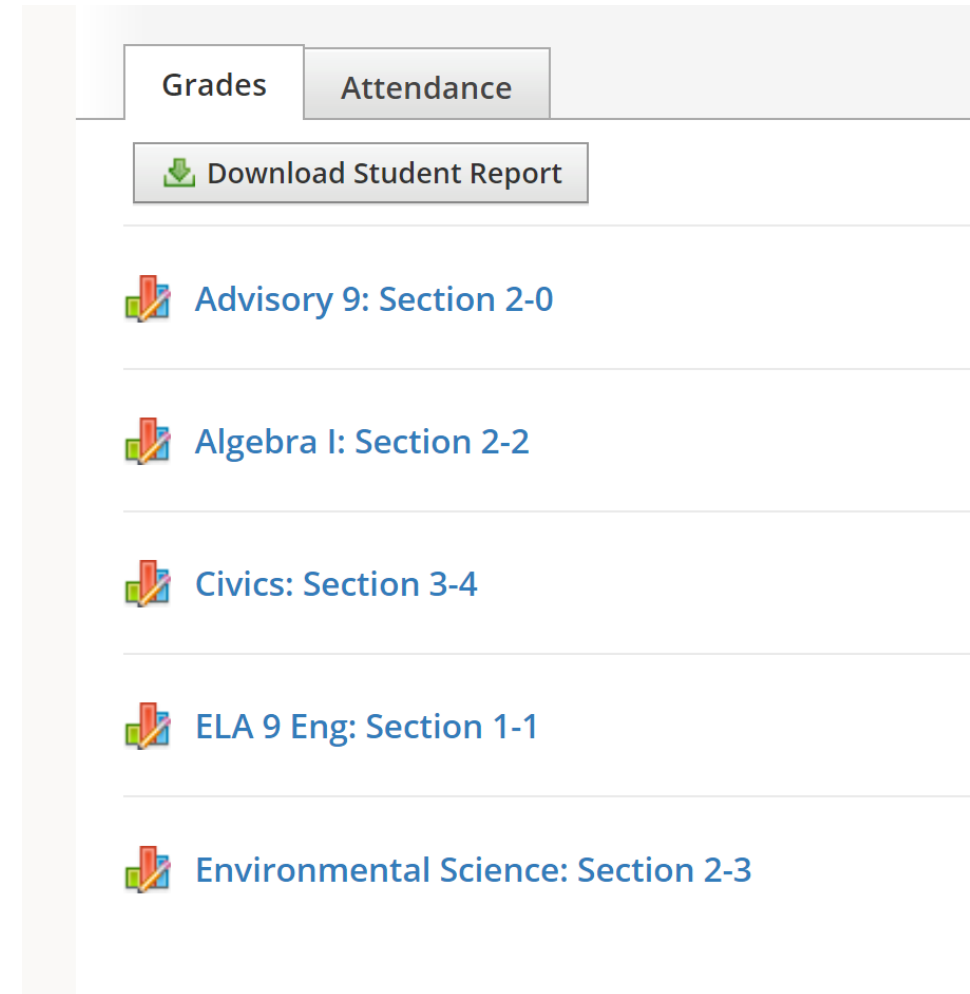


The screenshot shows the ECHS@DSU Schoology interface. At the top, there is a blue navigation bar with the logo and links for COURSES, GROUPS, and GRADES. Below this, the page title is "Student Activity · Enrollments" with a "Most Recent" dropdown menu. A message from Joell Whitley is displayed, addressed to "Algebra I: Section 2-2" and "Hey Hornets". The message text reads: "Attached, please find some additional practice problems that will help you prepare for your unit test. Remember tomorrow you are simply logging into Schoology during your class time to complete your test tomorrow. NO ZOOM class." Below the message, it says "Wednesday: NO Zoom for any classes".

- ✓ Click on Grades
- ✓ Click on any individual course to expand and view

For printed copy

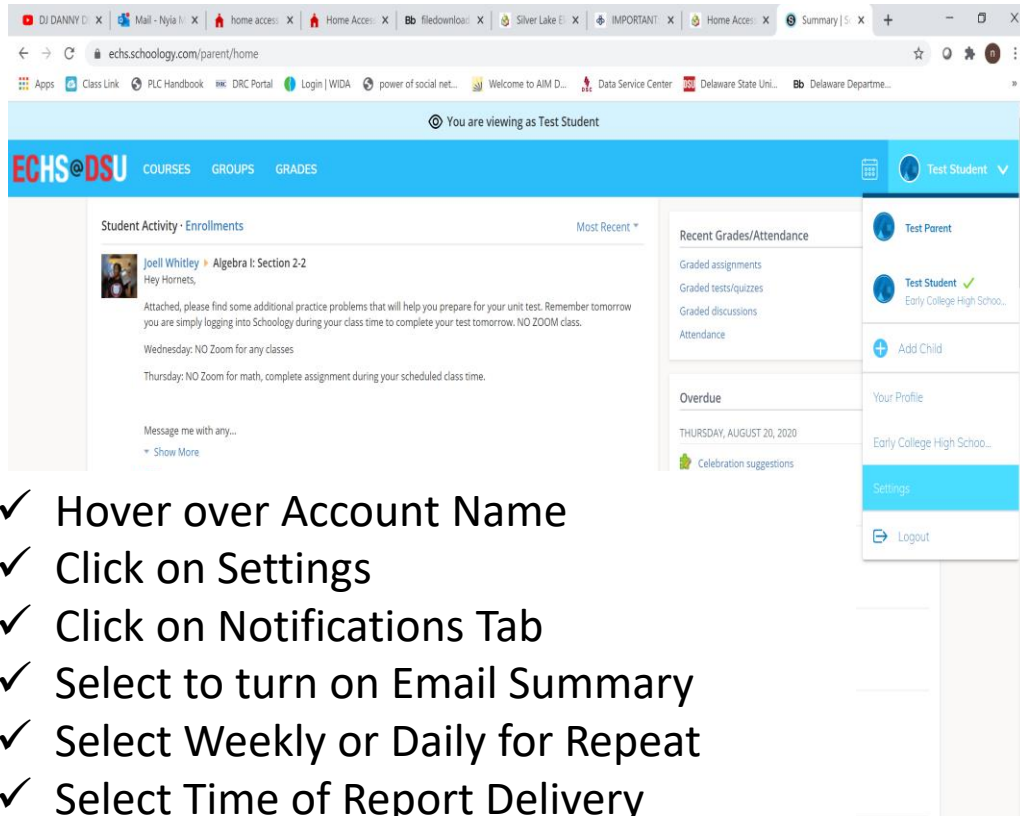
- ✓ Click on Download Student Report
- ✓ Select grading period
- ✓ Select individual course or Select All
- ✓ Click Submit



The screenshot shows the Schoology interface with the "Grades" tab selected. Below the tabs, there is a "Download Student Report" button with a green download icon. A list of courses is displayed, each with a small icon and a title:

- Advisory 9: Section 2-0
- Algebra I: Section 2-2
- Civics: Section 3-4
- ELA 9 Eng: Section 1-1
- Environmental Science: Section 2-3

Turn on Notifications



- ✓ Hover over Account Name
- ✓ Click on Settings
- ✓ Click on Notifications Tab
- ✓ Select to turn on Email Summary
- ✓ Select Weekly or Daily for Repeat
- ✓ Select Time of Report Delivery
- ✓ If Weekly, Select Day of Report Delivery
- ✓ Select On or Off for Overdue Submissions Email
- ✓ Click Save Changes

Account

Notifications Account Settings

Parent Email Digest

Receive weekly or daily email reports of your children's activity

Email Summary:

Repeat:

Time:

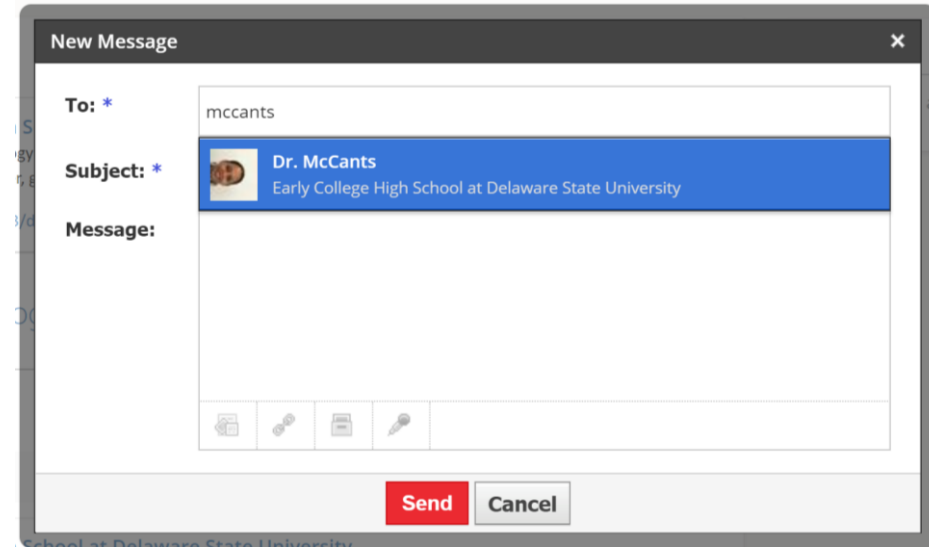
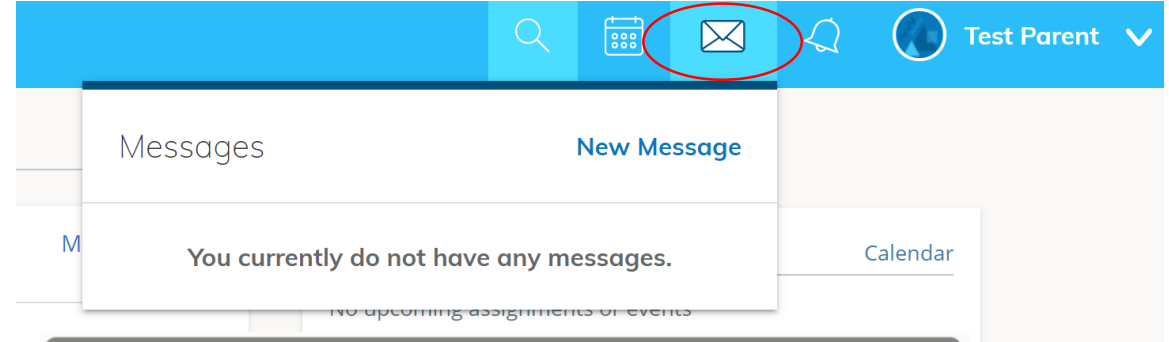
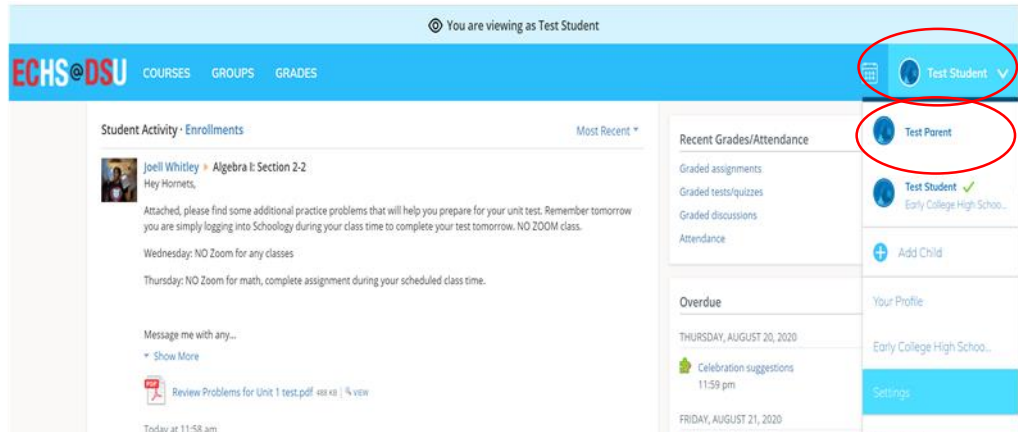
Day:

Overdue Submissions Email

Receive an email when an item's due date has passed without a submission from your child.

Email Notification:

Send and Review Messages



- ✓ Hover over Account Name
- ✓ Switch to Parent Account
- ✓ Click on Envelope Icon
- ✓ Review received messages
- ✓ Click on New Message to send a message
- ✓ Begin typing the name of a ECHS staff member
- ✓ Select staff member
- ✓ Write Email
- ✓ Click Send

Additional Login Concerns

Contact:

Dr. Nyia McCants – nyia.mccants@echs.k12.de.us