

THE CAMPBELL SCHOOL YEARBOOK IS NOW AVAILABLE TO ORDER!

HOW CAN I ORDER?

Visit www.yearbookordercenter.com and enter school code 20948 for Campbell School. You will be prompted to add your students name, pay online, and receive an email confirmation.

HOW MUCH IS THE YEARBOOK?

Yearbooks are \$23.

WILL MY STUDENT BE IN THE YEARBOOK?

Yes! Student portraits were taken during school in the fall. No substitutions for individual portraits will be accepted.

HOW CAN I SUBMIT PHOTOS?

TWO WAYS!

- 1) Email directly to memoriesCES@gmail.com with students name and grade, OR
- 2) Upload via the free HJ eShare app (instructions on the back of this page)

WHAT ARE EXAMPLES OF PICTURES I SHOULD SUBMIT?

First Day of School * Spirit Days * Music * Math * Science * Art * Sports * Mask Fashion * Campbell Friends * Bus Stop * Playground * Halloween * Dance * * CES Fall Festival * Girl/Boy Scouts * Anything to remember the 2021-22 school year!

*******FOR FOURTH GRADERS ONLY*******

There will be a baby picture collage of 4th grade students. Please submit your student's baby picture to memoriesces@gmail.com OR via the HJ eShare app with their name if you would like your student to be included.

SUBMIT PHOTOS WITH eSHARE

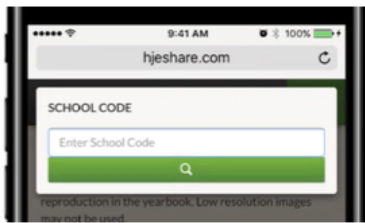
USER GUIDE

Share photos of your students with the FREE HJ eShare app or in a mobile web browser. Photos you upload to eShare may be used in the yearbook. Use any web browser on your phone, or save time by creating an account on the HJ eShare app, available for iPhone and Android.

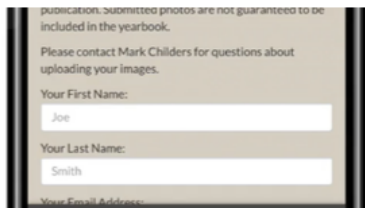
TO BEGIN, UPLOADING PHOTOS, YOU'LL NEED THE SCHOOL'S CODE: **CES2022**

MOBILE WEB BROWSER

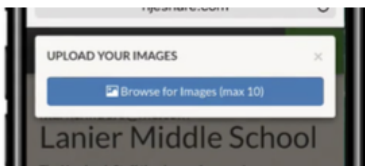
1. Visit www.HJeShare.com
2. Enter the school code



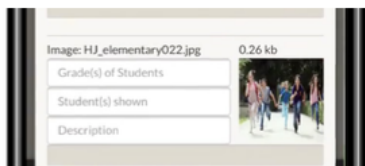
3. Enter your information



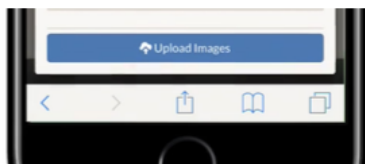
4. Browse and select images



5. Enter image information



6. Upload images

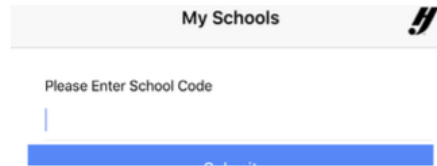


HJ eSHARE APP

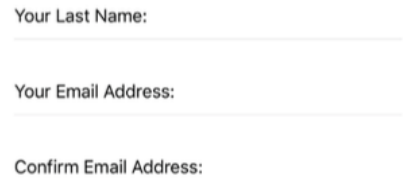
1. Download the HJeSHARE app from your app store



2. Enter the school code



3. Fill in your information to create an account



4. Navigate to your photos



5. Enter image information
6. Upload images

