

**TODD COUNTY SCHOOL DISTRICT NO. 66-1
OF TODD COUNTY**

AUDIT REPORT

FISCAL YEAR JULY 1, 2020, TO JUNE 30, 2021

Schoenfish & Co., Inc.

CERTIFIED PUBLIC ACCOUNTANTS

P.O. Box 247

105 EAST MAIN, PARKSTON, SOUTH DAKOTA 57366

TODD COUNTY SCHOOL DISTRICT NO. 66-1

TODD COUNTY SCHOOL DISTRICT NO. 66-1
SCHOOL DISTRICT OFFICIALS
JUNE 30, 2021

BOARD MEMBERS:

Deb Boyd – President
Shelley Means – Vice-President
Michelle Allen
Tim Cournoyer
Sage Fast Dog

SUPERINTENDENT:

Carol Galbraith

BUSINESS MANAGER:

Chad M. Blotsky

Schoenfish & Co., Inc.

CERTIFIED PUBLIC ACCOUNTANTS
P.O. Box 247
105 EAST MAIN, PARKSTON, SOUTH DAKOTA 57366

TABLE OF CONTENTS

Independent Auditor's Report on Internal Control Over Financial Reporting and on Compliance and Other Matters Based on an Audit of Financial Statements Performed in Accordance with <i>Government Auditing Standards</i>	1-2
Independent Auditor's Report on Compliance for Each Major Federal Program and Report on Internal Control Over Compliance in Required by the Uniform Guidance.....	3-4
Schedule of Prior Audit Findings and Questioned Costs.....	5
Schedule of Current Audit Findings and Questioned Costs.....	6
Independent Auditor's Report	7-9
Management's Discussion and Analysis (MD&A).....	10-20
BASIC FINANCIAL STATEMENTS:	
Government-Wide Financial Statements:	
Statement of Net Position.....	21
Statement of Activities.....	22
Fund Financial Statements:	
Governmental Funds:	
Balance Sheet.....	23
Reconciliation of the Governmental Funds Balance Sheet to the Statement of Net Position.....	24
Statement of Revenues, Expenditures, and Changes In Fund Balances.....	25-27
Reconciliation of the Statement of Revenues, Expenditures, And Changes in Fund Balances to the Government-Wide Statement of Activities.....	28
Proprietary Funds:	
Statement of Net Position.....	29
Statement of Revenues, Expenses, and Changes In Fund Net Position.....	30
Statement of Cash Flows.....	31
Fiduciary Funds:	
Statement of Fiduciary Net Position.....	32
Statement of Changes in Fiduciary Net Position.....	33
Notes to the Financial Statements.....	34-51

Schoenfish & Co., Inc.

CERTIFIED PUBLIC ACCOUNTANTS

P.O. Box 247

105 EAST MAIN, PARKSTON, SOUTH DAKOTA 57366

TABLE OF CONTENTS
(Continued)

Required Supplementary Information Other than MD&A:

Budgetary Comparison Schedules – Budgetary Basis:

General Fund.....	52-53
Capital Outlay Fund.....	54
Special Education Fund.....	55-56
Notes to the Required Supplementary Information – Budgetary Comparison Schedules.....	57-58
Schedule of the School District's Proportionate Share of the Net Pension Liability (Asset).....	59
Schedule of the School District Contributions - South Dakota Retirement System.....	60
Notes to the Required Supplementary Information – Pension Schedules.....	61

Supplementary Information:

Schedule of Expenditures of Federal Awards.....	62-63
---	-------

Schoenfish & Co., Inc.

CERTIFIED PUBLIC ACCOUNTANTS
P.O. Box 247
105 EAST MAIN, PARKSTON, SOUTH DAKOTA 57366

INDEPENDENT AUDITOR'S REPORT ON INTERNAL CONTROL OVER
FINANCIAL REPORTING AND ON COMPLIANCE AND OTHER MATTERS
BASED ON AN AUDIT OF FINANCIAL STATEMENTS
PERFORMED IN ACCORDANCE WITH GOVERNMENT AUDITING STANDARDS

School Board
Todd County School District No. 66-1
Todd County, South Dakota

We have audited, in accordance with auditing standards generally accepted in the United States of America and the standards applicable to financial audits contained in *Government Auditing Standards*, issued by the Comptroller General of the United States, the financial statements of the governmental activities, the business-type activities, each major fund, and the aggregate remaining fund information of the Todd County School District No. 66-1, South Dakota (School District), as of June 30, 2021 and for the year then ended, and the related notes to the financial statements, which collectively comprise the School District's basic financial statements and have issued our report thereon dated December 24, 2021.

Internal Control Over Financial Reporting

In planning and performing our audit of the financial statements, we considered the School District's internal control over financial reporting (internal control) to determine the audit procedures that are appropriate in the circumstances for the purpose of expressing our opinions on the financial statements, but not for the purpose of expressing an opinion on the effectiveness of the School District's internal control. Accordingly, we do not express an opinion on the effectiveness of the School District's internal control.

A deficiency in internal control exists when the design or operation of a control does not allow management or employees, in the normal course of performing their assigned functions, to prevent, or detect and correct, misstatements on a timely basis. *A material weakness* is a deficiency, or combination of deficiencies, in internal control, such that there is a reasonable possibility that a material misstatement of the School District's financial statements will not be prevented, or detected and corrected on a timely basis. *A significant deficiency* is a deficiency, or combination of deficiencies, in internal control that is less severe than a material weakness, yet important enough to merit attention by those charged with governance.

Our consideration of internal control was for the limited purpose described in the first paragraph of this section and was not designed to identify all deficiencies in internal control that might be material weaknesses or significant deficiencies. Given these limitations, during our audit we did not identify any deficiencies in internal control that we consider to be material weaknesses. However, material weaknesses may exist that have not been identified.

Compliance and Other Matters

As part of obtaining reasonable assurance about whether the School District's financial statements are free of material misstatement, we performed tests of its compliance with certain provisions of laws, regulations, contracts and grant agreements, noncompliance with which could have a direct and material effect on the determination of financial statement amounts. However, providing an opinion on compliance with those provisions was not an objective of our audit, and accordingly, we do not express such an opinion. The results of our tests disclosed no instances of noncompliance or other matters that are required to be reported under *Government Auditing Standards*.

Purpose of this Report

The purpose of this report is solely to describe the scope of our testing of internal control and compliance and the results of that testing, and not to provide an opinion on the effectiveness of the School District's internal control or on compliance. This report is an integral part of an audit performed in accordance with *Government Auditing Standards* in considering the entity's internal control and compliance. Accordingly, this communication is not suitable for any other purpose. As required by South Dakota Codified Law 4-11-11, this report is a matter of public record and its distribution is not limited.



Schoenfish & Co., Inc.
Certified Public Accountants
December 24, 2021

Schoenfish & Co., Inc.

CERTIFIED PUBLIC ACCOUNTANTS
P.O. Box 247
105 EAST MAIN, PARKSTON, SOUTH DAKOTA 57366

INDEPENDENT AUDITOR'S REPORT ON COMPLIANCE FOR EACH MAJOR
FEDERAL PROGRAM AND REPORT ON INTERNAL CONTROL OVER COMPLIANCE
REQUIRED BY THE UNIFORM GUIDANCE

School Board
Todd County School District No. 66-1
Todd County, South Dakota

Report on Compliance for Each Major Federal Program

We have audited the Todd County School District No. 66-1, South Dakota (School District) compliance with the types of compliance requirements described in the *U. S. Office of Management and Budget (OMB) Compliance Supplement* that could have a direct and material effect on each of the School District's major federal programs for the year ended June 30, 2021. The School District's major federal programs are identified in the summary of auditor's results section of the accompanying Schedule of Current Audit Findings and Questioned Costs.

Management's Responsibility

Management is responsible for compliance with the requirements of laws, regulations, contracts and grants applicable to its federal programs.

Auditor's Responsibility

Our responsibility is to express an opinion on compliance for each of the School District's major federal programs based on our audit of the types of compliance requirements referred to above.

We conducted our audit of compliance in accordance with auditing standards generally accepted in the United States of America; the standards applicable to financial audits contained in *Government Auditing Standards*, issued by the Comptroller General of the United States; and the audit requirements of *Title 2 U.S. Code of Federal Regulations Part 200, Uniform Administrative Requirements, Cost Principles, and Audit Requirements for Federal Awards* (Uniform Guidance). Those standards and Uniform Guidance require that we plan and perform the audit to obtain reasonable assurance about whether noncompliance with the types of compliance requirements referred to above that could have a direct and material effect on a major federal program occurred. An audit includes examining, on a test basis, evidence about the School District's compliance with those requirements and performing such other procedures as we considered necessary in the circumstances.

We believe that our audit provides a reasonable basis for our opinion on compliance for each major federal program. However, our audit does not provide a legal determination on the School District's compliance.

Opinion on Each Major Federal Program

In our opinion, the Todd County School District No. 66-1 complied, in all material respects, with the types of compliance requirements referred to above that could have a direct and material effect on each of its major federal programs for the year ended June 30, 2021.

Report on Internal Control Over Compliance


Management of the School District is responsible for establishing and maintaining effective internal control over compliance with the types of compliance requirements referred to above. In planning and performing our audit of compliance, we considered the School District's internal control over compliance with the types of requirements that could have a direct and material effect on each major federal program to determine the auditing procedures that are appropriate in the circumstances for the purpose of expressing an opinion on compliance for each major federal program and to test and report on internal control over compliance in accordance with the Uniform Guidance, but not for the purpose of expressing an opinion on the effectiveness of internal control over compliance. Accordingly, we do not express an opinion on the effectiveness of the School District's internal control over compliance.

A deficiency in internal control over compliance exists when the design or operation of a control over compliance does not allow management or employees, in the normal course of performing their assigned functions, to prevent, or detect and correct, noncompliance with a type of compliance requirement of a federal program on a timely basis. *A material weakness in internal control over compliance* is a deficiency, or combination of deficiencies, in internal control over compliance, such that there is a reasonable possibility that material noncompliance with a type of compliance requirement of a federal program will not be prevented, or detected and corrected, on a timely basis. *A significant deficiency in internal control over compliance* is a deficiency, or a combination of deficiencies, in internal control over compliance with a type of compliance requirement of a federal program that is less severe than a material weakness in internal control over compliance, yet important enough to merit attention by those charged with governance.

Our consideration of internal control over compliance was for the limited purpose described in the first paragraph of this section and was not designed to identify all deficiencies in internal control over compliance that might be material weaknesses or significant deficiencies. We did not identify any deficiencies in internal control over compliance that we consider to be material weaknesses. However, material weaknesses may exist that have not been identified.

Purpose of this Report

The purpose of this report on internal control over compliance is solely to describe the scope of our testing of internal control over compliance and the results of that testing based on the requirements of the Uniform Guidance. Accordingly, this report is not suitable for any other purposes. As required by South Dakota Codified Law 4-11-11, this report and our report on compliance for each major federal program are matters of public record and their distribution is not limited.



Schoenfish & Co., Inc.
 Certified Public Accountants
 December 24, 2021

Schoenfish & Co., Inc.

CERTIFIED PUBLIC ACCOUNTANTS
 P.O. Box 247
 105 EAST MAIN, PARKSTON, SOUTH DAKOTA 57366

TODD COUNTY SCHOOL DISTRICT NO. 66-1
SCHEDULE OF PRIOR AUDIT FINDINGS
AND QUESTIONED COSTS

PRIOR AUDIT FINDINGS AND QUESTIONED COSTS

PRIOR FEDERAL COMPLIANCE AUDIT FINDINGS:

There are no prior federal compliance audit findings to disclose.

PRIOR OTHER AUDIT FINDINGS:

There are no prior other audit findings to disclose.

Schoenfish & Co., Inc.

CERTIFIED PUBLIC ACCOUNTANTS

P.O. Box 247

105 EAST MAIN, PARKSTON, SOUTH DAKOTA 57366

TODD COUNTY SCHOOL DISTRICT NO. 66-1
SCHEDULE OF CURRENT AUDIT FINDINGS
AND QUESTIONED COSTS

CURRENT AUDIT FINDINGS AND QUESTIONED COSTS:

Summary of the Independent Auditor's Results:

Financial Statements:

- a. An unmodified opinion was issued on the financial statements of the governmental activities, the business-type activities, each major fund, and the aggregate remaining fund information.
- b. Our audit did not disclose any noncompliance which was material to the financial statements.

Federal Awards:

- c. An unmodified opinion was issued on compliance with the requirements applicable to major programs.
- d. Our audit did not disclose any audit findings that need to be disclosed in accordance with the 2 CFR 200.516(a).
- e. The federal awards tested as major programs were:

(1) Coronavirus Relief Fund	CFDA No. 21.019
(2) Impact Aid (Title VIII)	CFDA No. 84.041
(3) Elementary and Secondary School Emergency Relief Fund	CFDA No. 84.425D
- f. The dollar threshold used to distinguish between Type A and Type B federal award programs was \$900,251.00.
- g. Todd County School District No. 66-1 did qualify as a low-risk entity.

CURRENT FEDERAL COMPLIANCE AUDIT FINDINGS:

There are no current federal compliance audit findings to disclose.

CURRENT OTHER AUDIT FINDINGS:

There are no current other audit findings to disclose.

CLOSING CONFERENCE

The audit was discussed with one board member, the superintendent, and the business manager on December 1, 2021.

Schoenfish & Co., Inc.

CERTIFIED PUBLIC ACCOUNTANTS
 P.O. Box 247
 105 EAST MAIN, PARKSTON, SOUTH DAKOTA 57366

INDEPENDENT AUDITOR'S REPORT

School Board
Todd County School District No. 66-1
Todd County, South Dakota

Report on the Financial Statements

We have audited the accompanying financial statements of the governmental activities, the business-type activities, each major fund, and the aggregate remaining fund information of the Todd County School District No. 66-1, South Dakota, (School District) as of June 30, 2021 and for the year then ended, and the related notes to the financial statements, which collectively comprise the School District's basic financial statements as listed in the Table of Contents.

Management's Responsibility for the Financial Statements

The School District's management is responsible for the preparation and fair presentation of these financial statements in accordance with accounting principles generally accepted in the United States of America; this includes the design, implementation, and maintenance of internal controls relevant to the preparation and fair presentation of financial statements that are free from material misstatements, whether due to fraud or error.

Auditor's Responsibility

Our responsibility is to express an opinion on these financial statements based on our audit. We conducted our audit in accordance with auditing standards generally accepted in the United States of America and the standards applicable to financial audits contained in *Government Auditing Standards* issued by the Comptroller General of the United States. Those standards require that we plan and perform the audit to obtain reasonable assurance about whether the financial statements are free of material misstatement.

An audit involves performing procedures to obtain audit evidence about the amounts and disclosures in the financial statements. The procedures selected depend on the auditor's judgment, including the assessment of the risks of material misstatement of the financial statements, whether due to fraud or error. In making those risk assessments, the auditor considers internal control relevant to the School District's preparation and fair presentation of the financial statements in order to design audit procedures that are appropriate in the circumstances, but not for the purpose of expressing an opinion on the effectiveness of the School District's internal control. Accordingly, we express no such opinion. An audit also includes evaluating the appropriateness of accounting policies used and the reasonableness of significant accounting estimates made by management, as well as evaluating the overall presentation of the financial statements.

We believe that the audit evidence we have obtained is sufficient and appropriate to provide a basis for our audit opinions.

Opinions

In our opinion, the financial statements referred to above present fairly, in all material respects, the respective financial position of the governmental activities, business-type activities, each major fund, and the aggregate remaining fund information of Todd County School District No. 66-1 as of June 30, 2021, and the respective changes in financial position and cash flows, where applicable, thereof for the year then ended in conformity with accounting principles generally accepted in the United States of America.

Emphasis of Matter

As discussed in Note 2 and 13 to the financial statements, in 2021, the School District adopted Governmental Accounting Standards Board (GASB) Statement No. 84, Fiduciary Activities. Our opinions are not modified with respect to this matter.

Other Matters

Required Supplementary Information

Accounting principles generally accepted in the United States of America require that the Management's Discussion and Analysis (MD&A), the Budgetary Comparison Schedules, the Schedule of the School District's Proportionate Share of the Net Pension Liability (Asset), and the Schedule of the School District Contributions on pages 10 through 20, 52 through 56, page 59, and page 60, respectively, be presented to supplement the basic financial statements. Such information, although not a part of the basic financial statements, is required by the Governmental Accounting Standards Board who considers it to be an essential part of financial reporting for placing the basic financial statements in an appropriate operational, economic, or historical context. We have applied certain limited procedures to the required supplementary information in accordance with auditing standards generally accepted in the United States of America, which consisted of inquiries of management about the methods of preparing the information and comparing the information for consistency with management's responses to our inquiries, the basic financial statements, and other knowledge we obtained during our audit of the basic financial statements. We do not express an opinion or provide any assurance on the information because the limited procedures do not provide us with sufficient evidence to express an opinion or provide any assurance.

Supplementary Information

Our audit was conducted for the purpose of forming opinions on the financial statements that collectively comprise the School District's basic financial statements. The Schedule of Expenditures of Federal Awards, which as required by *Title 2 U.S. Code of Federal Regulations (CFR) Part 200, Uniform Administrative Requirements, Cost Principles, and Audit Requirements for Federal Awards* (Uniform Guidance), listed in the Table of Contents is presented for purposes of additional analysis and is not a required part of the basic financial statements. Such information is the responsibility of management and was derived from and relates directly to the underlying accounting and other records used to prepare the financial statements. The information has been subjected to the auditing procedures applied in the audit of the financial statements and certain additional procedures, including comparing and reconciling such information directly to the underlying accounting and other records used to prepare the financial statements or to the financial statements themselves, and other additional procedures in accordance with auditing standards generally accepted in the United States of America. In our opinion, the information is fairly stated in all material respects in relation to the basic financial statements as a whole.

Schoenfish & Co., Inc.


CERTIFIED PUBLIC ACCOUNTANTS

P.O. Box 247

105 EAST MAIN, PARKSTON, SOUTH DAKOTA 57366

Other Reporting Required by *Government Auditing Standards*

In accordance with *Government Auditing Standards*, we have also issued our report dated December 24, 2021 on our consideration of the School District's internal control over financial reporting and our tests of its compliance with certain provisions of laws, regulations, contracts and grant agreements, and other matters. The purpose of that report is to describe the scope of our testing of internal control over financial reporting and compliance and the results of that testing, and not to provide an opinion on the internal control over financial reporting or on compliance. That report is an integral part of an audit performed in accordance with *Government Auditing Standards* in considering the School District's internal control over financial reporting and compliance.



Schoenfish & Co., Inc.
Certified Public Accountants
December 24, 2021

Schoenfish & Co., Inc.

CERTIFIED PUBLIC ACCOUNTANTS
P.O. Box 247
105 EAST MAIN, PARKSTON, SOUTH DAKOTA 57366

MANAGEMENT’S DISCUSSION AND ANALYSIS

This section of the Todd County School District 66-1’s annual financial report presents our discussion and analysis of the School’s financial performance during the fiscal year ended on June 30, 2021. Please read it in conjunction with the School’s financial statements, which follow this section.

FINANCIAL HIGHLIGHTS

- The School’s net position from governmental and business-type related activities were up by \$12,658,369. Total revenue was up 9.87% while expenditures remained steady decreasing 0.39% in comparison to prior year.
- During the year, the School’s revenues generated from taxes and other revenues of the governmental and business-type programs were \$12,658,369 more than the \$32,808,864 in governmental and business-type program expenditures. Overall expenditures decreased by \$128,443.
- The school district has engaged an Architect/Engineering firms and a CMAR to build a new school in Rosebud. Groundbreaking is anticipated to occur during the spring of 2022. The new Parmelee Elementary School is scheduled for final completion in January of 2022.

OVERVIEW OF THE FINANCIAL STATEMENTS

This annual report consists of three parts – management’s discussion and analysis (this section), the basic financial statements and required supplementary information. The basic financial statements include two kinds of statements that present different views of the School:

- The first two statements are government-wide financial statements that provide both long-term and short-term information about the School’s overall financial status.
- The remaining statements are fund financial statements that focus on individual parts of the School government, reporting the School’s operations in more detail than the government-wide statements.
 - * Governmental funds statements tell how general government services were financed in the short-term as well as what remains for future spending.
 - * Proprietary fund statements offer short- and long-term financial information about the activities that the school operates like businesses. The only proprietary fund operated by the school is the Food Service Fund.
 - * Fiduciary fund statements provide information about the financial relationships in which the School acts solely as a trustee or agent for the benefit of others, to whom the resources in question belong.

The financial statements also include notes that explain some of the information in the financial statements and provide more detailed data. The statements are followed by a section of required supplementary information that further explains and supports the information in the financial statements. Figure A-1 shows how the required parts of this annual report are arranged and relate to one another.

Figure A-1
Required Components of Todd County School's Annual Financial Report

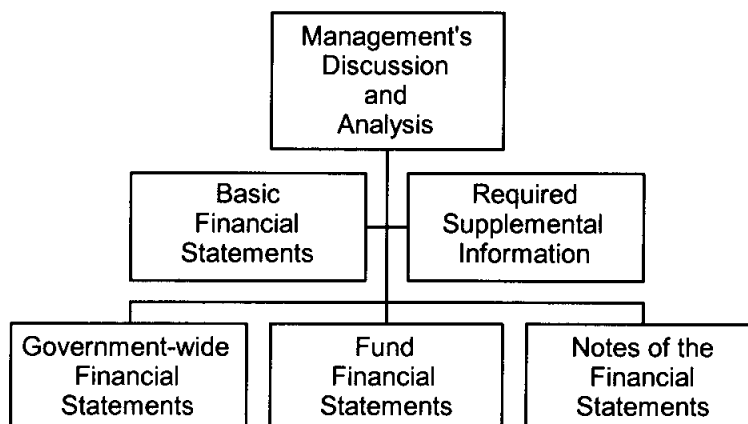


Figure A-2 summarizes the major features of the School's financial statements, including the portion of the School government they cover and the types of information they contain. The remainder of the overview section of the management's discussion and analysis explains the structure and contents of each of the statements.

Figure A-2

Major Features of Todd County School's Government-wide and Fund Financial Statements

	Government-wide Statement	Fund Statements Governmental Funds	Proprietary Funds	Fiduciary Funds
Scope	Entire School government (except fiduciary funds)	The activities of the School that are not proprietary or fiduciary, such as elementary & high school education programs	Activities the School operates similar to private businesses: the food service operation	Instances in which the School is the trustee or agent for someone else's resources
Required Financial Statements	*Statement of Net Position *Statement of Activities	*Balance sheet *Statement of Revenues, Expenditures and Changes in Fund Balances	*Statement of Net Position *Statement of Revenues, Expenses and Changes in Net Position *Statement of Cash Flows	*Statement of Fiduciary Net Position
Accounting Basis and Measurement Focus	Accrual accounting and economic resources focus	Modified accrual accounting and current financial resources focus	Accrual accounting and economic resources focus	Accrual accounting and economic resources focus

	Government-wide Statement	Fund Statements Governmental Funds	Proprietary Funds	Fiduciary Funds
Type of Asset/Liability Information	All assets and liabilities, both financial and capital and short-term and long-term	Only assets expected to be used up and liabilities that come due during the year or soon thereafter. No capital assets included	All assets and liabilities, both financial and capital and short-term and long-term	All assets and liabilities both short-term and long-term the School's funds do not currently contain capital assets although they can
Type of Inflow/Outflow Information	All revenues and expenses during year, regardless of when cash is received or paid	Revenue for which cash is received during or soon after the end of the year, expenditures when goods or services have been received and payment is due during the year or soon thereafter	All revenues and expenses during year, regardless of when cash is received or paid	All revenues and expenses during year, regardless of when cash is received or paid

Government-wide Statements

The government-wide statements report information about the School as a whole using accounting methods similar to those used by private-sector companies. The statement of net position includes all of the government's assets and liabilities. All of the current year's revenues and expenses are accounted for in the statement of activities regardless of when cash is received or paid.

The two government-wide statements report the School's net position and how they have changed. Net position – the difference between the School's assets and liabilities – is one way to measure the School's financial health or position.

- Increases or decreases in the School's net position are an indicator of whether its financial health is improving or deteriorating, respectively.
- To assess the overall health of the School you need to consider additional nonfinancial factors such as changes in the School's property tax base, changes in the state school aid funding formula from the State of South Dakota, and changes in federally funded Impact Aid program.

The government-wide financial statements of the School are reported in two categories:

- **Governmental Activities** – This category includes the School's basic instructional services, such as elementary and high school educational programs, support services (guidance counselors, executive administration, board of education, fiscal services, etc.), debt services payments, extracurricular activities (sports, debate, music, etc.) and capital equipment purchases. Property taxes, state grants, federal grants and interest earnings finance most of these activities.
- **Business-type activities.** The School charges a fee to adults to help cover the costs of providing hot lunch services to students and staff. The School qualified as a special

needs school district so all students receive free hot lunches. The Food Service Fund is the only business-type activity of the School.

Fund Financial Statements

The fund financial statements provide more detailed information about the School's most significant funds – not the School as a whole. Funds are accounting devices that the School uses to keep track of specific sources of funding and spending for particular purposes.

- State Law requires some of the funds.
- The School Board establishes other funds to control and manage money for particular purposes.

The School has three kinds of funds:

- **Governmental Funds** – Most of the School's basic services are included in the governmental funds, which focus on (1) how cash and other financial assets that can readily be converted to cash flow in and out and (2) the balances left at the year-end that are available for spending. Consequently, the governmental funds statements provide a detailed short-term view that helps you determine whether there are more or fewer financial resources that can be spent in the near future to finance the School's programs. Because this information does not encompass the additional long-term focus of the government-wide statements, we provide additional information at the bottom of the governmental funds statements, or on the subsequent page, that explains the relationship (or differences) between them.
- **Proprietary Funds** – Services for which the School could charge customers a fee are generally reported in proprietary funds. Proprietary funds, like the government-wide statements, provide both short- and long-term financial information. The Food Service Enterprise Fund (one type of proprietary fund) is the same as its business-type activities, but provide more detail and additional information such as cash flows.
- **Fiduciary Funds** – The School is the trustee, or fiduciary, for various external and internal parties. The School is responsible for ensuring that the assets reported in these funds are used for their intended purposes. All of the School's fiduciary activities are reported in a separate statement of fiduciary net position. We exclude these activities from the School's government-wide financial statements because the School cannot use these assets to finance its operations.

Financial Analysis of the School as a Whole

Net Position

The School's combined net position increased/decreased as follows:

	Governmental Activities		Business-type Activities		Total		% Change
	2020	2021	2020	2021	2020	2021	2020-2021
Current & Other Assets	\$57,809,222	\$64,877,695	\$638,045	\$356,708	\$58,447,267	\$65,234,403	11.6%
Capital Assets	\$30,585,908	\$47,463,908	\$149,256	\$122,548	\$30,735,164	\$47,586,456	54.8%
Total Assets	\$88,395,130	\$112,341,603	\$787,301	\$479,256	\$89,182,431	\$112,820,859	26.5%
Pension Related Deferred Outflows	\$4,111,116	\$5,340,980			\$4,111,116	\$5,340,980	29.9%
Total Deferred Outflows of Resources	\$4,111,116	\$5,340,980			\$4,111,116	\$5,340,980	29.9%
Long-term Debt Outstanding	\$269,391	\$138,966			\$269,391	\$138,966	-48.4%
Other Liabilities	\$3,756,110	\$13,329,701	\$41,199	\$33,730	\$3,797,309	\$13,363,431	351.9%
Total Liabilities	\$4,025,501	\$13,468,667	\$41,199	\$33,730	\$4,066,700	\$13,502,397	332.0%
Taxes Levied for Future Period	\$546,441	\$569,950			\$546,441	\$569,950	4.3%
Pension Related Deferred Inflows	\$1,786,042	\$4,536,758			\$1,786,042	\$4,536,758	254.0%
Total Deferred Inflows of Resources	\$2,332,483	\$5,106,708			\$2,332,483	\$5,106,708	218.9%
Net Position:							
Net Investment in Capital Assets	\$30,585,908	\$47,463,908	\$149,256	\$122,548	\$30,735,164	\$47,586,456	54.8%
Restricted	\$2,900,185	\$1,281,406			\$2,900,185	\$1,281,406	-55.9%
Unrestricted	\$52,662,170	\$50,361,894	\$596,846	\$322,978	\$53,259,015	\$50,684,872	-4.9%
Total Net Position	\$86,148,263	\$99,107,208	\$746,102	\$445,526	\$86,894,365	\$99,552,734	14.6%
Beginning Net Position	\$77,733,039	\$86,148,263	\$717,386	\$746,102	\$78,450,425	\$86,894,365	
Increase (Decrease) in Net Position	\$8,415,224	\$12,958,945	28,716	-300,576	\$8,443,940	\$12,658,369	
Percentage of Increase (Decrease) in Net Position	10.83%	15.04%	4.10%	-40.29%	10.76%	14.57%	

The Statement of Net Position reports all financial and capital resources. The statement presents the assets and liabilities in order of relative liquidity. The liabilities with average maturities greater than one year are reported in two components – the amount due within one year and the amount due in more than one year. The long-term liabilities of the school, consisting of

compensated absences, have been reported in this manner on the Statement of Net Position. The difference between the school's assets and liabilities is its net position.

The total net position of the school district increased by \$12,658,369. Current Assets include \$25,505,589 which has been transferred by the school board and administration to capital outlay for future construction needs of the district.

The total liabilities of the school district increased by \$9,435,697. Accounts payable increased by \$9,537,802 and other current liabilities decreased by \$71,679.

The net position of the school district's governmental activities increased by 14.6% to \$99,552,734.

Changes in Net Position

The School's total revenues totaled \$45,467,233. (See Table A-2). Approximately 28% of the School's revenue comes from state aid, with another 37% coming from federal aid, and 30% received through operating grants and contributions. (See Figure A-3).

The School's total expenditures totaled \$32,808,864. The School's expenses cover a range of services, encompassing instruction, support services and food services. (See Figure A-4).

Figure A-3
Todd County School District
Sources of Revenues 2021

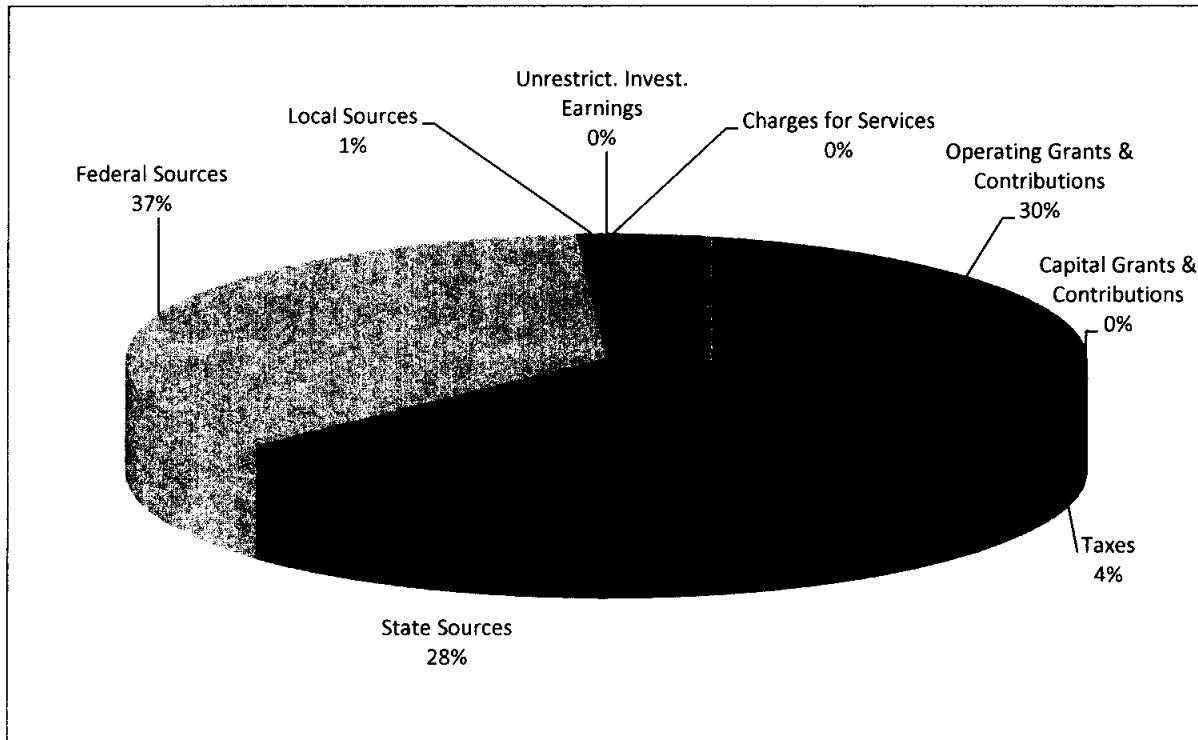


Figure A-4
Todd County School District
Functional Expenses 2021

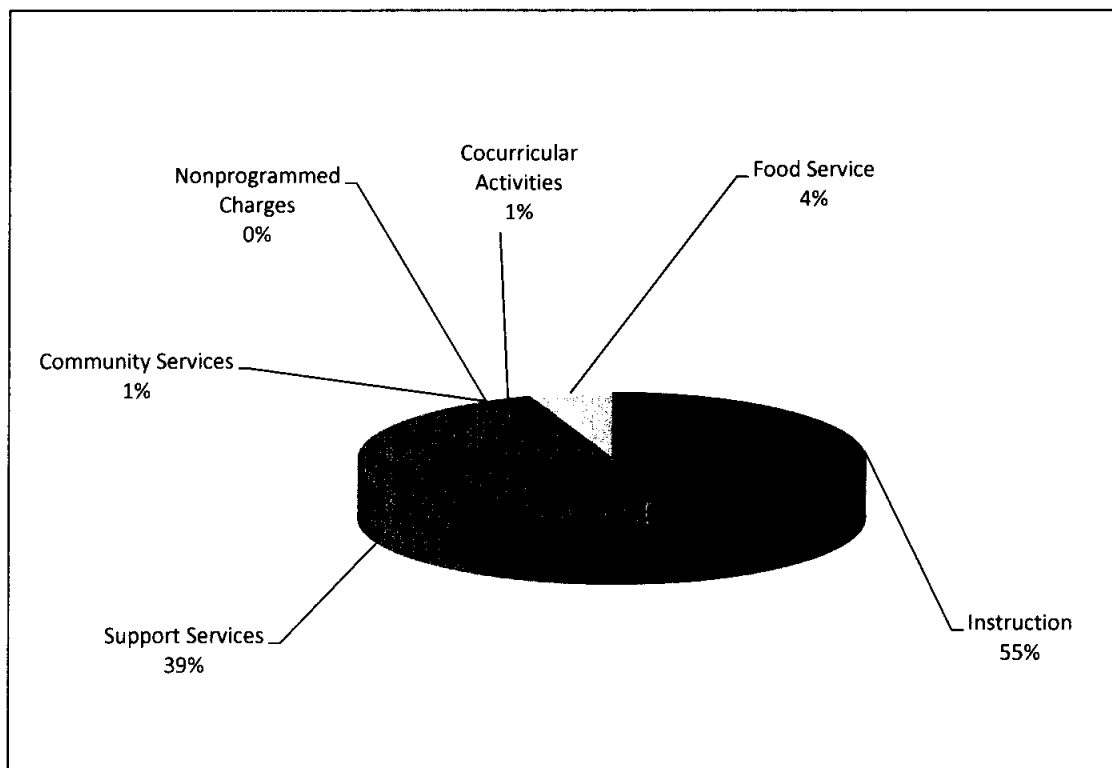


Table A-2 and the narrative that follows consider the operations of governmental and business-type activities separately.

Table A-2
Todd County School District No. 66-1
Changes in Net Position

	Governmental Activities		Business-Type Activities		Total		% Change 2020-2021
	2020	2021	2020	2021	2020	2021	
Program Revenues:							
Charges for Services	32,763	29,492	253	0	33,016	29,492	-10.67%
Operating Grants & Contr.	8,365,840	13,696,244	1,551,248	29,028	9,917,088	13,725,272	38.40%
Capital Grants & Contributions	216,621	0			216,621	0	-100.00%
General Revenues:							
Taxes	1,604,051	1,675,628			1,604,051	1,675,628	4.46%
Revenue from State Sources	12,247,547	12,845,164			12,247,547	12,845,164	4.88%
Revenue from Federal Sources	16,372,454	16,730,244			16,372,454	16,730,244	2.19%
Revenue from Local Sources	446,915	407,502			446,915	407,502	-8.82%
Unrestrict Investment Earnings	543,555	53,931			543,555	53,931	-90.08%
Total Revenue	39,829,746	45,438,205	1,551,501	29,028	41,381,247	45,467,233	9.87%
Expenses:							
Instruction	16,099,674	17,965,481			16,099,674	17,965,481	11.59%
Support Services	14,023,339	12,908,504			14,023,339	12,908,504	-7.95%
Community Services	91,926	143,926			91,926	143,926	56.57%
Nonprogrammed Charges	10,562	9,844			10,562	9,844	-6.80%
Co-curricular Activities	919,021	381,505			919,021	381,505	-58.49%
Food Service			1,792,785	1,399,604	1,792,785	1,399,604	-21.93%
Total Expenses	31,144,522	31,409,260	1,792,785	1,399,604	32,937,307	32,808,864	-0.39%
Transfers	(270,000)	(1,070,000)	270,000	1,070,000	0	0	0.00%
Change in Net Position	8,415,224	12,958,945	28,716	(300,576)	8,443,940	12,658,369	
Net Position - Beginning	77,733,039	86,148,263	717,386	746,102	78,450,425	86,894,365	
Net Position - Ending	86,148,263	99,107,208	746,102	445,526	86,894,365	99,552,734	

Governmental Activities

Overall revenues increased 9.87% while expenditures for the year decreased 0.39%.

Business-type Activities

- Revenues of the School's business-type activities have decreased due to an on-going review of the food service program by the state's child and adult nutrition office. The School District's Food Service Manager passed away during the spring of 2021. It is anticipated that the District will be reimbursed \$220,674 from the United States Dept. of Agriculture and \$579,326 from the school district's 2020-2021 CRRSA ESSER grant.

Financial Analysis of the School's Funds

The financial analysis of the School's funds mirror those highlighted in the analysis of governmental and business-type activities presented above. The School maintains only one business-type fund – Food Service Fund.

General Fund Budgetary Highlights

Over the course of the year, the School Board revised the School budget several times. These amendments fall into several categories:

- Supplemental appropriations and contingency transfers approved for anticipated, yet necessary, expenses to provide for items necessary for the education program of this district.
- Increases in appropriations, primarily by contingency transfer, to prevent budget overruns.

Capital Asset Administration

By the end of 2021, the School had invested \$47,586,456 in a broad range of capital assets, including land, buildings, improvements other than buildings, and various machinery and equipment (See Table A-3).

Table A-3
Todd County School District No. 66-1 Capital Assets
(Net of accumulated depreciation)

	Governmental Activities		Business-Type Activities		Total		% Change 2020-2021
	2020	2021	2020	2021	2020	2021	
Land	303,255	303,255			303,255	303,255	0.00%
Buildings	26,367,320	25,536,655			26,367,320	25,536,655	-3.15%
Improvements							
Other than Buildings	1,988,626	1,783,670			1,988,626	1,783,670	-10.31%
Machinery & Equipment	1,283,088	2,008,766	149,256	122,548	1,432,344	2,131,314	48.80%
Construction Work in Progress	643,619	17,831,562			643,619	17,831,562	2670.52%
Total Capital Assets	<u>30,585,908</u>	<u>47,463,908</u>	<u>149,256</u>	<u>122,548</u>	<u>30,735,164</u>	<u>47,586,456</u>	54.83%

This year's capital asset purchases were primarily for continued construction work in progress for a new elementary building in the Parmelee community for \$15,260,367 and a renovation and roofing projects at the High School for \$1,438,217 and \$391,438 respectively. Substantial completion for the Parmelee project is expected January of 2022. Construction work in progress also included a TCHS track refurbishment for \$97,921. The school district also purchased four 9-14 passenger mini-busses for \$220,236.

Long-Term Debt

The school currently has not issued any long-term bonds or notes. The only other long-term debt incurred by the school district is due to unused staff sick leave, \$238,966.

Economic Factors and Next Year's Budgets and Rates

The school district has two primary sources of revenue, state aid and federal impact aid.

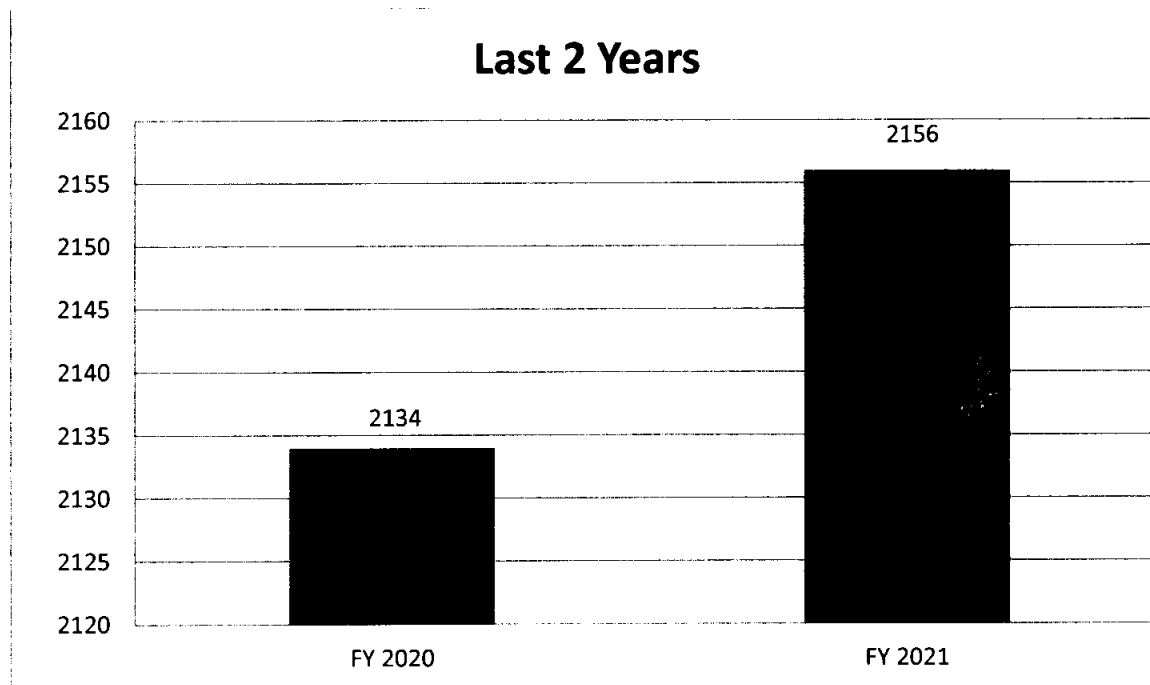
State Aid is currently based on a target student to teacher ratio basis based on the district size. Under this formula the targeted teacher ratio is 15 students to a certified teacher for districts above 600 students. The new funding formula provided for a total increase in funding over prior year of 2.4% for fiscal year ended 2022. Allocation for the 2022-2023 school year will be determined by the state legislature.

Impact Aid is a federal program providing assistance to schools for federal students that are impacted by federal activities. Payments are made in lieu of property and business taxes the District cannot levy as the homes and businesses are exempt. Federal students can be divided into 4 main categories: military children, children residing on Indian lands, children residing in federal Low Rent Housing projects, and children whose civilian parents work on federal property, but do not live on federal property.

A majority of the District's children reside on Indian lands. During the 2020-2021 school year, approximately 79% of the District's students were eligible for the Impact Aid program. The allocation per weighted average student amounted to \$8,028 for fiscal year 2021.

During F/Y 2016, Congress reauthorized Impact Aid as Title VII of ESSA. The current reauthorization will run through F/Y 2021. It is not known when Congress will reauthorize the program.

The School's general state aid fall enrollment for the last two years has been as follows:



Contacting the School's Financial Management

This financial report is designed to provide our citizens, taxpayers, customers and investors and creditors with a general overview of the School's finances and to demonstrate the School's accountability for the money it receives. If you have questions about this report or need additional information, contact the Todd County School District's Business Office, PO Box 87, Mission, SD 57555.

TODD COUNTY SCHOOL DISTRICT NO. 66-1
STATEMENT OF NET POSITION
As of June 30, 2021

	Primary Government		
	Governmental Activities	Business-Type Activities	Total
ASSETS:			
Cash and Cash Equivalents	41,295,057.09	205,881.94	41,500,939.03
Investments	18,854,809.67		18,854,809.67
Taxes Receivable	705,886.69		705,886.69
Other Assets	3,988,407.67		3,988,407.67
Inventories		150,825.90	150,825.90
Net Pension Asset	33,534.23		33,534.23
Capital Assets:			
Land and Construction in Progress	18,134,816.60		18,134,816.60
Other Capital Assets, Net of Depreciation	29,329,091.44	122,547.94	29,451,639.38
TOTAL ASSETS	112,341,603.39	479,255.78	112,820,859.17
DEFERRED OUTFLOWS OF RESOURCES			
Pension Related Deferred Outflows	5,340,980.30		5,340,980.30
TOTAL DEFERRED OUTFLOWS OF RESOURCES	5,340,980.30	0.00	5,340,980.30
LIABILITIES :			
Accounts Payable	11,161,009.57		11,161,009.57
Other Current Liabilities	2,068,691.19	33,730.45	2,102,421.64
Noncurrent Liabilities:			
Due Within One Year	100,000.00		100,000.00
Due in More than One Year	138,966.15		138,966.15
TOTAL LIABILITIES	13,468,666.91	33,730.45	13,502,397.36
DEFERRED INFLOWS OF RESOURCES:			
Taxes Levied for Future Period	569,950.41		569,950.41
Pension Related Deferred Inflows	4,536,758.07		4,536,758.07
TOTAL DEFERRED INFLOWS OF RESOURCES	5,106,708.48	0.00	5,106,708.48
NET POSITION:			
Net Investment in Capital Assets	47,463,908.04	122,547.94	47,586,455.98
Restricted for:			
Special Education	443,649.83		443,649.83
SDRS Pension	837,756.46		837,756.46
Unrestricted	50,361,893.97	322,977.39	50,684,871.36
TOTAL NET POSITION	99,107,208.30	445,525.33	99,552,733.63

The notes to the financial statements are an integral part of this statement.

TODD COUNTY SCHOOL DISTRICT NO. 66-1
STATEMENT OF ACTIVITIES
For the Year Ended June 30, 2021

Functions/Programs	Program Revenues			Net (Expense) Revenue and Changes in Net Position		
	Charges for Services	Operating Grants and Contributions	Capital Grants and Contributions	Governmental Activities	Primary Government Business-Type Activities	Total
Primary Government:						
Governmental Activities:						
Instruction	17,965,481.07	5,964,344.89		(12,001,136.18)		(12,001,136.18)
Support Services	12,908,503.83	7,587,973.73		(5,291,037.97)		(5,291,037.97)
Community Services	143,925.63	143,925.38		(0.25)		(0.25)
Nonprogrammed Charges	9,844.01			(9,844.01)		(9,844.01)
Cocurricular Activities	381,505.11			(381,505.11)		(381,505.11)
Total Governmental Activities	31,409,259.65	13,696,244.00	0.00	(17,683,523.52)		(17,683,523.52)
Business-type Activities:						
Food Service	1,399,603.73	29,027.52			(1,370,576.21)	(1,370,576.21)
Total Primary Government	32,808,863.38	13,725,271.52	0.00	(17,683,523.52)	(1,370,576.21)	(19,054,099.73)
General Revenues:						
Taxes:						
Property Taxes				1,276,701.14		1,276,701.14
Utility Taxes				398,927.35		398,927.35
Revenue from State Sources:						
State Aid				12,845,163.95		12,845,163.95
Revenue from Federal Sources				16,730,244.00		16,730,244.00
Unrestricted Investment Earnings				53,930.73		53,930.73
Other General Revenues				407,501.97		407,501.97
Transfers				(1,070,000.00)	1,070,000.00	0.00
Total General Revenues and Transfers				30,642,469.14	1,070,000.00	31,712,469.14
Change in Net Position				12,958,945.62	(300,576.21)	12,658,369.41
Net Position - Beginning				86,148,262.68	746,101.54	86,894,364.22
NET POSITION - ENDING				99,107,208.30	445,525.33	99,552,733.63

The notes to the financial statements are an integral part of this financial statement.

TODD COUNTY SCHOOL DISTRICT NO. 66-1
BALANCE SHEET
GOVERNMENTAL FUNDS
As of June 30, 2021

ASSETS:	General Fund	Capital Outlay Fund	Special Education Fund	Capital Projects Fund	Total Governmental Funds
Cash and Cash Equivalents	23,064,142.24	8,277,159.62	744,682.59	9,209,072.64	41,295,057.09
Investments		18,854,809.67			18,854,809.67
Taxes Receivable--Current	200,048.19	224,734.31	145,167.91		569,950.41
Taxes Receivable--Delinquent	60,901.23	49,167.64	25,867.41		135,936.28
Due from Other Government	3,887,657.67		100,750.00		3,988,407.67
TOTAL ASSETS	27,212,749.33	27,405,871.24	1,016,467.91	9,209,072.64	64,844,161.12
LIABILITIES, DEFERRED INFLOWS OF RESOURCES AND FUND BALANCES:					
Liabilities:					
Accounts Payable	954,641.37	1,494,900.77	24,309.25	8,687,158.18	11,161,009.57
Contracts Payable	1,489,310.25		338,023.52		1,827,333.77
Payroll Deductions and Withholdings and Employer Matching Payable	197,771.49		43,585.93		241,357.42
Total Liabilities	2,641,723.11	1,494,900.77	405,918.70	8,687,158.18	13,229,700.76
Deferred Inflows of Resources:					
Property Taxes Levied for Future Period	200,048.19	224,734.31	145,167.91		569,950.41
Unavailable Revenue - Property Taxes	60,901.23	49,167.64	25,867.41		135,936.28
Total Deferred Inflows of Resources	260,949.42	273,901.95	171,035.32	0.00	705,886.69
Fund Balances:					
Restricted:					
Special Education			439,513.89		439,513.89
Assigned for Future Building Projects	3,000,000.00	25,637,068.52		521,914.46	29,158,982.98
Unassigned	21,310,076.80				21,310,076.80
Total Fund Balances	24,310,076.80	25,637,068.52	439,513.89	521,914.46	50,908,573.67
TOTAL LIABILITIES, DEFERRED INFLOWS OF RESOURCES AND FUND BALANCES	27,212,749.33	27,405,871.24	1,016,467.91	9,209,072.64	64,844,161.12

The notes to the financial statements are an integral part of this statement.

TODD COUNTY SCHOOL DISTRICT NO. 66-1
Reconciliation of the Governmental Funds Balance Sheet to the Statement of Net Position
June 30, 2021

Total Fund Balances - Governmental Funds	<u>50,908,573.67</u>
Amounts reported for governmental activities in the statement of net position are different because:	
Net pension asset reported in governmental activities is not an available financial resource and therefore is not reported in the funds.	<u>33,534.23</u>
Capital assets used in governmental activities are not financial resources and therefore are not reported in the funds.	<u>47,463,908.04</u>
Pension related deferred outflows are components of pension liability (asset) and therefore are not reported in the funds.	<u>5,340,980.30</u>
Long-term liabilities, including accrued leave payable, are not due and payable in the current period and therefore are not reported in the funds.	<u>(238,966.15)</u>
Assets such as taxes receivable-delinquent are not available to pay for current period expenditures and therefore are deferred in the funds.	<u>135,936.28</u>
Pension related deferred inflows are components of pension liability (asset) and therefore are not reported in the funds.	<u>(4,536,758.07)</u>
Net Position - Governmental Activities	<u><u>99,107,208.30</u></u>

The notes to the financial statements are an integral part of this statement.

TODD COUNTY SCHOOL DISTRICT NO. 66-1
STATEMENT OF REVENUES, EXPENDITURES AND CHANGES IN FUND BALANCES
GOVERNMENTAL FUNDS
For the Year Ended June 30, 2021

	General Fund	Capital Outlay Fund	Special Education Fund	Capital Projects Fund	Total Governmental Funds
Revenues:					
Revenue from Local Sources:					
Taxes:					
Ad Valorem Taxes	378,040.91	526,141.58	337,798.71		1,241,981.20
Prior Years' Ad Valorem Taxes	19,280.40	15,564.57	9,171.62		44,016.59
Tax Deed Revenue	3,959.76				3,959.76
Utility Taxes	398,927.35				398,927.35
Penalties and Interest on Taxes	8,698.95	3,358.77	1,762.38		13,820.10
Earnings on Investments and Deposits	8,679.86	43,924.68		1,326.19	53,930.73
Other Revenue from Local Sources:					
Rentals	308,937.62				308,937.62
Charges for Services	26,690.13		2,802.00		29,492.13
Other	11,897.81		48,000.00		59,897.81
Revenue from Intermediate Sources:					
County Sources:					
County Apportionment	3,707.00				3,707.00
Other	3,795.62	1,353.09	874.03		6,022.74
Revenue from State Sources:					
Grants-in-Aid:					
Unrestricted Grants-in-Aid	12,845,163.95				12,845,163.95
Restricted Grants-in-Aid			2,335,052.00		2,335,052.00
Revenue from Federal Sources:					
Grants-in-Aid:					
Unrestricted Grants-in-Aid Received from Federal Government Through the State	1,078,000.00				1,078,000.00
Unrestricted Grants-in-Aid Received Directly from Federal Government	16,568,183.00		302,785.00		16,870,968.00
Restricted Grants-in-Aid Received Directly from Federal Government	434,919.00				434,919.00
Restricted Grants-in-Aid Received from Federal Government Through the State	8,787,821.00		757,667.00		9,545,488.00
Johnson O'Malley Funds	162,061.00				162,061.00
Total Revenue	41,048,763.36	590,342.69	3,795,912.74	1,326.19	45,436,344.98

The notes to the financial statements are an integral part of this statement.

TODD COUNTY SCHOOL DISTRICT NO. 66-1
STATEMENT OF REVENUES, EXPENDITURES AND CHANGES IN FUND BALANCES
GOVERNMENTAL FUNDS
For the Year Ended June 30, 2021

	General Fund	Capital Outlay Fund	Special Education Fund	Capital Projects Fund	Total Governmental Funds
Expenditures:					
Instruction:					
Regular Programs:					
Elementary	7,543,962.07				7,543,962.07
Middle/Junior High	1,578,316.51				1,578,316.51
High School	1,757,697.05				1,757,697.05
Other Regular Programs	324,485.14				324,485.14
Special Programs:					
Programs for Special Education			2,577,056.68		2,577,056.68
Educationally Deprived	2,739,081.67				2,739,081.67
Support Services:					
Students:					
Attendance and Social Work	712,731.07		77,251.81		789,982.88
Guidance	886,795.31				886,795.31
Health	89,265.21		22,351.19		111,616.40
Psychological			124,187.95		124,187.95
Speech Pathology			504,535.46		504,535.46
Student Therapy Services			193,921.11		193,921.11
Instructional Staff:					
Improvement of Instruction	1,076,945.50		4,255.66		1,081,201.16
Educational Media	422,418.15				422,418.15
General Administration:					
Board of Education	77,490.23				77,490.23
Executive Administration	431,177.92				431,177.92
School Administration:					
Office of the Principal	1,991,119.92				1,991,119.92
Business:					
Fiscal Services	452,780.15				452,780.15
Facilities Acquisition and Construction		119,714.87			119,714.87
Operation and Maintenance of Plant	3,065,264.68				3,065,264.68
Student Transportation	560,893.26				560,893.26

The notes to the financial statements are an integral part of this statement.

TODD COUNTY SCHOOL DISTRICT NO. 66-1
STATEMENT OF REVENUES, EXPENDITURES AND CHANGES IN FUND BALANCES
GOVERNMENTAL FUNDS
For the Year Ended June 30, 2021

	General Fund	Capital Outlay Fund	Special Education Fund	Capital Projects Fund	Total Governmental Funds
Expenditures (Cont.):					
Support Services (Cont.):					
Central:					
Planning	469,838.00				469,838.00
Special Education:					
Administrative Costs			266,046.87		266,046.87
Transportation Costs			75,229.85		75,229.85
Community Services:					
Nonpublic School	143,925.63				143,925.63
Nonprogrammed Charges:					
Payments for Unemployment	9,844.01				9,844.01
Cocurricular Activities:					
Male Activities	15,457.98				15,457.98
Female Activities	12,612.29				12,612.29
Combined Activities	127,212.83				127,212.83
Capital Outlay	772,446.78	2,265,138.22		15,260,366.95	18,297,951.95
Total Expenditures	25,261,761.36	2,384,853.09	3,844,836.58	15,260,366.95	46,751,817.98
Excess of Revenue Over (Under) Expenditures	15,787,002.00	(1,794,510.40)	(48,923.84)	(15,259,040.76)	(1,315,473.00)
Other Financing Sources (Uses):					
Transfers In		4,000,000.00		3,848,390.00	7,848,390.00
Transfers (Out)	(8,918,390.00)				(8,918,390.00)
Sale of Surplus Property		28,936.80			28,936.80
Total Other Financing Sources (Uses)	(8,918,390.00)	4,028,936.80	0.00	3,848,390.00	(1,041,063.20)
Net Change in Fund Balances	6,868,612.00	2,234,426.40	(48,923.84)	(11,410,650.76)	(2,356,536.20)
Fund Balance - Beginning	17,441,464.80	23,402,642.12	488,437.73	11,932,565.22	53,265,109.87
FUND BALANCE - ENDING	24,310,076.80	25,637,068.52	439,513.89	521,914.46	50,908,573.67

The notes to the financial statements are an integral part of this statement.

TODD COUNTY SCHOOL DISTRICT NO. 66-1
Reconciliation of the Statement of Revenues, Expenditures and Changes in Fund
Balances to the Government-Wide Statement of Activities
For the Year Ended June 30, 2021

Net Change in Fund Balances - Total Governmental Funds	<u>(2,356,536.20)</u>
Amounts reported for governmental activities in the statement of activities are different because:	
This amount represents capital asset purchases which are reported as expenditures on the fund financial statements but increase assets on the government-wide statements.	<u>18,297,951.95</u>
This amount represents the current year depreciation expense reported in the statement of activities which is not reported on the fund financial statements because it does not require the use of current financial resources.	<u>(1,419,952.07)</u>
Governmental funds do not reflect the change in accrued leave, but the statement of activities reflects the change in accrued leave through expenditures.	<u>30,425.46</u>
In both the government-wide and fund financial statements, revenues from property tax levies are applied to finance the budget of a particular period. Accounting for revenues from property tax accruals in funds' statements differs from the accounting in the government-wide statements in that the fund financial statements require the amounts to be "available." This amount reflects the application of both the application period and "availability criteria."	<u>(27,076.51)</u>
Some expenses reported in the statement of activities do not require the use of current financial resources and therefore are not reported as expenditures in the governmental funds. (Pension Expense)	<u>(20,252.32)</u>
Changes in the pension related deferred outflows/inflows are direct components of pension liability (asset) and are not reflected in the governmental funds.	<u>(1,545,614.69)</u>
Change in Net Position of Governmental Activities	<u><u>12,958,945.62</u></u>

The notes to the financial statements are an integral part of this statement.

TODD COUNTY SCHOOL DISTRICT NO. 66-1
STATEMENT OF NET POSITION
PROPRIETARY FUNDS
As of June 30, 2021

	Enterprise Funds
	Food Service Fund
ASSETS:	
Current Assets:	
Cash and Cash Equivalents	205,881.94
Inventories	150,825.90
Total Current Assets	356,707.84
Noncurrent Assets:	
Capital Assets:	
Machinery and Equipment--Local Funds	614,370.03
Less: Accumulated Depreciation	(491,822.09)
Total Noncurrent Assets	122,547.94
TOTAL ASSETS	479,255.78
LIABILITIES:	
Current Liabilities:	
Contracts Payable	29,786.43
Payroll Deductions and Withholdings and Employer Matching Payable	3,944.02
TOTAL LIABILITIES	33,730.45
NET POSITION:	
Net Investment in Capital Assets	122,547.94
Unrestricted Net Position	322,977.39
TOTAL NET POSITION	445,525.33

The notes to the financial statements are an integral part of this statement.

TODD COUNTY SCHOOL DISTRICT NO. 66-1
STATEMENT OF REVENUES, EXPENSES, AND CHANGES IN FUND NET POSITION
PROPRIETARY FUNDS
For the Year Ended June 30, 2021

	Enterprise Funds
	Food Service Fund
Operating Revenue:	
Total Operating Revenue	0.00
Operating Expenses:	
Food Service:	
Salaries	427,043.54
Employee Benefits	85,104.44
Purchased Services	21,584.78
Supplies	57,306.43
Cost of Sales - Purchased Food	757,961.47
Cost of Sales - Donated Food	23,894.80
Depreciation - Local Funds	26,708.27
Total Operating Expenses	1,399,603.73
Operating Income (Loss)	(1,399,603.73)
Nonoperating Revenue (Expense):	
State Grants	5,132.72
Donated Food	23,894.80
Total Nonoperating Revenue (Expense)	29,027.52
Income (Loss) Before Transfers	(1,370,576.21)
Transfers In	1,070,000.00
Change in Net Position	(300,576.21)
Net Position - Beginning	746,101.54
NET POSITION - ENDING	445,525.33

The notes to the financial statements are an integral part of this statement.

TODD COUNTY SCHOOL DISTRICT NO. 66-1
STATEMENT OF CASH FLOWS
PROPRIETARY FUNDS
For the Year Ended June 30, 2021

	Enterprise Funds Food Service Fund
Cash Flows from Operating Activities:	
Cash Payments to Employees for Services	(518,288.16)
Cash Payments to Suppliers of Goods and Services	(828,509.39)
Net Cash Provided (Used) by Operating Activities	<u>(1,346,797.55)</u>
Cash Flows from Noncapital Financing Activities:	
Transfers from General Fund	1,070,000.00
Operating Grants	283,651.82
Net Cash Provided (Used) from Noncapital Financing Activities	<u>1,353,651.82</u>
Net Increase (Decrease) in Cash and Cash Equivalents	<u>6,854.27</u>
Cash and Cash Equivalents at Beginning of Year	<u>199,027.67</u>
CASH AND CASH EQUIVALENTS AT END OF YEAR	<u><u>205,881.94</u></u>
RECONCILIATION OF OPERATING INCOME (LOSS) TO NET CASH PROVIDED (USED) BY OPERATING ACTIVITIES:	
Operating Income (Loss)	<u>(1,399,603.73)</u>
Adjustments to Reconcile Operating Income to Net Cash Provided (Used) by Operating Activities:	
Depreciation Expense	26,708.27
Value of Donated Commodities Used	23,894.80
(Increase) decrease in Inventories	9,672.09
(Decrease) increase Accounts Payable	(1,328.80)
(Decrease) increase Accrued Contracts and Benefits Payable	(6,140.18)
Net Cash Provided (Used) by Operating Activities	<u><u>(1,346,797.55)</u></u>
Noncash Investing, Capital and Financing Activities:	
Value of Commodities Received	<u>23,894.80</u>

The notes to the financial statements are an integral part of this statement.

TODD COUNTY SCHOOL DISTRICT NO. 66-1
STATEMENT OF FIDUCIARY NET POSITION
FIDUCIARY FUNDS
As of June 30, 2021

	Custodial Funds
ASSETS:	
Cash and Cash Equivalents	<u>146,245.42</u>
TOTAL ASSETS	<u>146,245.42</u>
NET POSITION:	
Restricted for:	
Organizations	<u>146,245.42</u>
TOTAL NET POSITION	<u><u>146,245.42</u></u>

The notes to the financial statements are an integral part of this statement.

TODD COUNTY SCHOOL DISTRICT NO. 66-1
STATEMENT OF CHANGES IN NET POSITON
FIDUCIARY FUNDS
For the Year Ended June 30, 2021

	<u>Custodial Funds</u>
ADDITIONS:	
Contributions and Donations	2,680.00
Collections for Student Activities	22,367.67
Total Additions	<u>25,047.67</u>
DEDUCTIONS:	
Payments for Student Activities	30,217.46
Total Deductions	<u>30,217.46</u>
Change in Net Position	<u>(5,169.79)</u>
Net Position - Beginning	<u>0.00</u>
Restatement:	
Implementation of GASB 84 (See Note 13)	<u>151,415.21</u>
Net Position - Beginning, as Restated	<u>151,415.21</u>
NET POSITON - ENDING	<u><u>146,245.42</u></u>

The notes to the financial statements are an integral part of this statement.

NOTES TO THE FINANCIAL STATEMENTS

1. SUMMARY OF SIGNIFICANT ACCOUNTING POLICIES

The accounting policies of the School District conform to generally accepted accounting principles applicable to government entities in the United States of America.

a. Financial Reporting Entity:

The reporting entity of Todd County School District No. 66-1 (School District) consists of the primary government (which includes all of the funds, organizations, institutions, agencies, departments, and offices that make up the legal entity, plus those funds for which the primary government has a fiduciary responsibility, even though those fiduciary funds, may represent organizations that do not meet the criteria for inclusion in the financial reporting entity); those organizations for which the primary government is financially accountable; and other organizations for which the nature and significance of their relationship with the primary government are such that their exclusion would cause the financial reporting entity's financial statements to be misleading or incomplete.

b. Basis of Presentation:

Government-wide Financial Statements:

The Statement of Net Position and Statement of Activities display information about the reporting entity as a whole. They include all funds of the reporting entity except for fiduciary funds. The statements distinguish between governmental and business-type activities. Governmental activities generally are financed through taxes, intergovernmental revenues, and other non-exchange revenues. Business-type activities are financed in whole or in part by fees charged to external parties for goods or services.

The Statement of Net Position reports all financial and capital resources, in a net position form (assets minus liabilities equal net position). Net position is displayed in three components, as applicable, net investment in capital assets, restricted (distinguishing between major categories of restrictions), and unrestricted.

The Statement of Activities presents a comparison between direct expenses and program revenues for each segment of the business-type activities of the School District and for each function of the School District's governmental activities. Direct expenses are those that are specifically associated with a program or function and, therefore, are clearly identifiable to a particular function. Program revenues include (a) charges paid by recipients of goods and services offered by the programs and (b) grants and contributions that are restricted to meeting the operational or capital requirements of a particular program. Revenues that are not classified as program revenues, including all taxes, are presented as general revenues.

Fund Financial Statements:

Fund financial statements of the reporting entity are organized into funds, each of which is considered to be a separate accounting entity. Each fund is accounted for by providing a separate set of self-balancing accounts that constitute its assets, liabilities, fund equity, revenues, and expenditures/expenses. Funds are organized into three major categories: governmental, proprietary, and fiduciary. An emphasis is placed on major funds within the governmental and proprietary categories. A fund is considered major if it is the primary operating fund of the School District or it meets the following criteria:

See Independent Auditor's Report.

NOTES TO THE FINANCIAL STATEMENTS
(Continued)

1. Total assets, liabilities, revenues, or expenditures/expenses of the individual governmental or enterprise fund are at least 10 percent of the corresponding total for all funds of that category or type, and
2. Total assets, liabilities, revenues, or expenditures/expenses of the individual governmental or enterprise fund are at least 5 percent of the corresponding total for all governmental and enterprise funds combined, or
3. Management has elected to classify one or more governmental or enterprise funds as major for consistency in reporting from year to year, or because of public interest in the fund's operations.

The funds of the School District financial reporting entity are described below within their respective fund types:

Governmental Funds:

General Fund – A fund established by South Dakota Codified Laws (SDCL) 13-16-3 to meet all the general operational costs of the school district, excluding capital outlay fund and special education fund expenditures. The General Fund is always a major fund.

Special Revenue Funds – Special revenue funds are used to account for the proceeds of specific revenue sources that are legally restricted to expenditures for specified purposes.

Capital Outlay Fund – A fund established by SDCL 13-16-6 to meet expenditures which result in the lease of, acquisition of or additions to real property, plant or equipment, textbooks and instructional software. This fund is financed by grants and property taxes. This is a major fund.

Special Education Fund – A fund established by SDCL 13-37-16 to pay the costs for the special education of all children in need of special assistance and prolonged assistance who reside within the district. This fund is financed by grants and property taxes. This is a major fund.

Capital Projects Funds – Capital projects funds are used to account for financial resources to be used for the acquisition or construction of major capital facilities (other than those financed by proprietary funds and trust funds).

The Parmelee Elementary School Capital Projects Fund is the only capital projects fund maintained by the School District. This is a major fund.

Proprietary Funds:

Enterprise Funds – Enterprise funds may be used to report any activity for which a fee is charged to external users for goods or services. Activities are required to be reported as enterprise funds if any one of the following criteria is met.

- a. The activity is financed with debt that is secured solely by a pledge of the net revenues from fees and charges of the activity. Debt that is secured by a pledge of net revenues from fees and charges and the full faith and credit of a related primary government or component unit—even if that government is not expected to make any payments—is not payable solely from fees and charges of the activity. (Some debt may be secured, in part, by a portion of its own proceeds but should be considered as payable "solely" from the revenues of the activity.)

NOTES TO THE FINANCIAL STATEMENTS
(Continued)

- b. Laws or regulations require that the activity's costs of providing services, including capital costs (such as depreciation or debt service), be recovered with fees and charges, rather than with taxes or similar revenues.
- c. The pricing policies of the activity establish fees and charges designed to recover its costs, including capital costs (such as depreciation or debt service).

Food Service Fund – A fund used to record financial transactions related to food service operations. This fund is financed by user charges and grants. This is a major fund.

Fiduciary Funds:

Fiduciary funds are never considered to be major funds.

Custodial Funds – Custodial funds are used to report fiduciary activities that are not required to be reported in pension (and other employee benefit) trust funds, investment trust funds or private-purpose trust funds. The School District maintains custodial funds to hold assets as an agent in a trustee capacity for:

Student activities.

c. Measurement Focus and Basis of Accounting:

Measurement focus is a term used to describe "how" transactions are recorded within the various financial statements. Basis of accounting refers to "when" revenues and expenditures or expenses are recognized in the accounts and reported in the financial statements, regardless of the measurement focus.

Measurement Focus:

Government-wide Financial Statements:

In the government-wide Statement of Net Position and Statement of Activities, both governmental and business-type activities are presented using the economic resources measurement focus, applied on the accrual basis of accounting.

Fund Financial Statements:

In the fund financial statements, the "current financial resources" measurement focus and the modified accrual basis of accounting are applied to governmental fund types, while the "economic resources" measurement focus and the accrual basis of accounting are applied to the proprietary and fiduciary funds.

Basis of Accounting:

Government-wide Financial Statements:

In the government-wide Statement of Net Position and Statement of Activities, governmental and business-type activities are presented using the accrual basis of accounting. Under the accrual basis of accounting, revenues and related assets generally are recorded when earned (usually when the right to receive cash vests); and expenses and related liabilities are recorded when an obligation is incurred (usually when the obligation to pay cash in the future vests).

NOTES TO THE FINANCIAL STATEMENTS
(Continued)

Fund Financial Statements:

All governmental funds are accounted for using the modified accrual basis of accounting. Their revenues, including property taxes, generally are recognized when they become measurable and available. "Available" means resources are collected or to be collected soon enough after the end of the fiscal year that they can be used to pay all the bills of the current period. The accrual period does not exceed one bill-paying cycle, and for the Todd County School District No. 66-1, the length of that cycle is 60 days. The revenues which are accrued at June 30, 2021 are grants from other governments and utility taxes.

Under the modified accrual basis of accounting, receivables may be measurable but not available. Available means collectible within the current period or soon enough thereafter to be used to pay liabilities of the current period. Unavailable revenues, where asset recognition criteria have been met, but for which revenue recognition criteria have not been met, are reported as a deferred inflow of resources.

Expenditures generally are recognized when the related fund liability is incurred. Exceptions to this general rule include principal and interest on general long-term debt which are recognized when due.

All proprietary funds and fiduciary funds are accounted for using the accrual basis of accounting. Their revenues are recognized when they are earned, and their expenses are recognized when they are incurred.

d. Deposits and Investments:

For the purpose of financial reporting, "cash and cash equivalents" includes all demand and savings accounts and certificates of deposit or short-term investments with a term to maturity at date of acquisition of three months or less. Investments in open-end mutual fund shares, or similar investments in external investment pools, are also considered to be cash equivalents.

Investments classified in the financial statements consist entirely of certificates of deposit whose term to maturity at date of acquisition exceeds three months, and/or those types of investment authorized by South Dakota Codified Law (SDCL) 4-5-6.

e. Capital Assets:

Capital assets include land, buildings, machinery and equipment, and all other tangible or intangible assets that are used in operations and that have initial useful lives extending beyond a single reporting period.

The accounting treatment over capital assets depends on whether the assets are used in governmental fund operations or proprietary fund operations and whether they are reported in the government-wide or fund financial statements.

Government-Wide Statements

All capital assets are valued at historical cost. Donated capital assets are valued at their estimated acquisition value on the date donated.

Interest costs incurred during the construction of general capital assets are not capitalized along with other capital asset costs.

Depreciation of all exhaustible capital assets is recorded as an allocated expense in the government-wide Statement of Activities, with net capital assets reflected in the Statement of Net Position. Capitalization

See Independent Auditor's Report.

NOTES TO THE FINANCIAL STATEMENTS(Continued)

thresholds (the dollar values above which asset acquisitions are added to the capital asset accounts), depreciation methods, and estimated useful lives of capital assets reported in the government-wide statements and proprietary funds are as follows:

	<u>Capitalization Threshold</u>	<u>Depreciation Method</u>	<u>Estimated Useful Life</u>
Land	\$ 100.00	----N/A----	-----N/A-----
Improvements	\$ 15,000.00	Straight-line	20-50 yrs.
Buildings	\$ 25,000.00	Straight-line	20 yrs.
Machinery & Equipment	\$ 5,000.00	Straight-line	5-10 yrs.
Food Service Equipment	\$ 1,000.00	Straight-line	5-10 yrs.

Land is an inexhaustible capital asset and is not depreciated.

Fund Financial Statements

In the fund financial statements, capital assets used in governmental fund operations are accounted for as capital expenditures of the governmental fund upon acquisition. Capital assets used in proprietary fund operations are accounted for on the accrual basis, the same as in the government-wide statements.

f. Long-Term Liabilities:

The accounting treatment of long-term liabilities depends on whether the assets are used in governmental fund operations or proprietary fund operations and whether they are reported in the government-wide statements.

All long-term liabilities to be repaid from governmental and business-type resources are reported as liabilities in the government-wide statements. The long-term liabilities primarily consist of compensated absences.

In the fund financial statements, debt proceeds are reported as revenues (other financing sources), while payments of principal and interest are reported as expenditures when they become due. The accounting for proprietary fund long-term debt is on the accrual basis, the same in the fund statements as in the government-wide statements.

g. Program Revenues:

In the Government-wide Statement of Activities, reported program revenues derive directly from the program itself or from parties other than the District's taxpayers or citizenry, as a whole. Program revenues are classified into three categories, as follows:

1. Charges for services – These arise from charges to customers, applications, or others who purchase, use, or directly benefit from the goods, services, or privileges provided, or are otherwise directly affected by the services.
2. Program-specific operating grants and contributions – These arise from mandatory and voluntary non-exchange transactions with other governments, organizations, or individuals that are restricted for use in a particular program.
3. Program-specific capital grants and contributions – These arise from mandatory and voluntary non-exchange transactions with other governments, organizations, or individuals that are restricted for the acquisition of capital assets for use in a particular program.

See Independent Auditor's Report.

NOTES TO THE FINANCIAL STATEMENTS
(Continued)

h. Proprietary Funds Revenue and Expense Classifications:

In the proprietary fund's Statement of Activities, revenues and expenses are classified in a manner consistent with how they are classified in the Statement of Cash Flows. That is, transactions for which related cash flows are reported as capital and related financing activities, noncapital financing activities, or investing activities are not reported as components of operating revenues and expenses.

i. Cash and Cash Equivalents:

The School District pools its cash resources for depositing and investing purposes. Accordingly, the enterprise fund has access to its cash resources on demand. Accordingly, all reported enterprise fund deposit and investment balances are considered to be cash equivalents for the purpose of the Statement of Cash Flows.

j. Equity Classifications:

Government-wide Statements:

Equity is classified as net position and is displayed in three components.

1. Net investment in capital assets – Consists of capital assets, including restricted capital assets, net of accumulated depreciation (if applicable) and reduced by the outstanding balances of any bonds, mortgages, notes, or other borrowings that are attributable to the acquisition, construction, or improvement of those assets.
2. Restricted net position – Consists of net position with constraints placed on its use either by (a) external groups such as creditors, grantors, contributors, or laws and regulations of other governments; or (b) law through constitutional provisions or enabling legislation.
3. Unrestricted net position – All other net position that does not meet the definition of "restricted" or "net investment in capital assets."

Fund Financial Statements:

Governmental fund equity is classified as fund balance, and is distinguished between Nonspendable, Restricted, Committed, Assigned, or Unassigned components. Proprietary fund equity is classified the same as in the government-wide financial statements. Fiduciary fund equity (except for Agency Funds, which have no fund equity) is reported as net position held in trust for other purposes.

k. Application of Net Position:

It is the School District's policy to first use restricted net position, prior to the use of unrestricted net position, when an expense is incurred for purposes for which both restricted and unrestricted net positions available.

l. Fund Balance Classification Policies and Procedures:

In accordance with Government Accounting Standards Board (GASB) No. 54, Fund Balance Reporting and Governmental Fund Type Definitions, the School District classifies governmental fund balances as follows:

- Nonspendable – includes fund balance amounts that cannot be spent either because it is not in spendable form or because of legal or contractual constraints.

See Independent Auditor's Report.

NOTES TO THE FINANCIAL STATEMENTS
(Continued)

- Restricted – includes fund balance amounts that are constrained for specific purposes which are externally imposed by providers, such as creditors or amounts constrained due to constitutional provisions or enabling legislation.
- Committed – includes fund balance amounts that are constrained for specific purposes that are internally imposed by the government through formal action of the highest level of decision-making authority and does not lapse at year-end.
- Assigned – includes fund balance amounts that are intended to be used for specific purposes that are neither considered restricted or committed. Fund Balance may be assigned by the Business Manager.
- Unassigned – includes positive fund balance within the General Fund which has not been classified within the above-mentioned categories and negative fund balances in other governmental funds.

The School District uses restricted/committed amounts first when both restricted and unrestricted fund balance is available unless there are legal documents/contracts that prohibit doing this, such as a grant agreement requiring dollar for dollar spending. Additionally, the School District would first use committed, then assigned, and lastly unassigned amounts of unrestricted fund balance when expenditures are made.

The School District does not have a formal minimum fund balance policy.

The purpose of each major special revenue fund and revenue source is listed below:

<u>Major Special Revenue Fund:</u>	<u>Revenue Source:</u>
Capital Outlay Fund	Real Estate Taxes
Special Education Fund	Real Estate Taxes, State Aid, and Federal Grants

m. Pensions:

For purposes of measuring the net pension liability (asset), deferred outflows of resources and deferred inflows of resources related to pensions, and pension expense (revenue), information about the fiduciary net position of the South Dakota Retirement System (SDRS) and additions to/deletions from SDRS's fiduciary net position have been determined on the same basis as they are reported by SDRS. School District contributions and net pension liability (asset) are recognized on an accrual basis of accounting.

2. IMPLEMENTATION ON A NEW ACCOUNTING STANDARD

In 2021, the School District implemented the provisions of Governmental Accounting Standards Board (GASB) Statement No. 84, Fiduciary Activities accounting standard. This statement improves guidance regarding the identification of fiduciary activities for accounting and financial reporting purposes and how these activities should be reported. The implementation of this standard required that the School District present a Statement of Changes in Fiduciary Net Position for Custodial Funds for 2021.

3. DEPOSITS AND INVESTMENTS, FAIR VALUE MEASUREMENT, CREDIT RISK, CONCENTRATIONS OF CREDIT RISK AND INTEREST RATE RISK

The School District follows the practice of aggregating the cash assets of various funds to maximize cash management efficiency and returns. Various restrictions on deposits and investments are imposed by statutes. These restrictions are summarized as follows:

Deposits – The School District's deposits are made in qualified public depositories as defined by SDCL 4-6A-1, 13-16-15, 13-16-15.1 and 13-16-18.1. Qualified depositories are required by SDCL 4-6A-3 to maintain at all times, segregated from their other assets, eligible collateral having a value equal to at least 100

See Independent Auditor's Report.

NOTES TO THE FINANCIAL STATEMENTS
(Continued)

percent of the public deposit accounts which exceed deposit insurance such as the FDIC and NCUA. In lieu of pledging eligible securities, a qualified public depository may furnish irrevocable standby letters of credit issued by federal home loan banks accompanied by written evidence of that bank's public debt rating which may not be less than "AA" or a qualified public depository may furnish a corporate surety bond of a corporation authorized to do business in South Dakota.

Investments – In general, SDCL 4-5-6 permits school district funds to be invested only in (a) securities of the United States and securities guaranteed by the United States Government either directly or indirectly; or (b) repurchase agreements fully collateralized by securities described in (a) above; or in shares of an open-end, no-load fund administered by an investment company whose investments are in securities described in (a) above and repurchase agreements described in (b) above. Also, SDCL 4-5-9 requires investments to be in the physical custody of the political subdivision or may be deposited in a safekeeping account with any bank or trust company designated by the political subdivision as its fiscal agent.

As of June 30, 2021, the School District did not have any investments. The investments reported in the financial statements consist of only certificates of deposit.

Credit Risk – State law limits eligible investments for the School District, as discussed above. The School District has no investment policy that would further limit its investment choices.

Concentration of Credit Risk – the School District places no limit on the amount that may be invested in any one issuer.

Interest Rate Risk – The School District does not have a formal investment policy that limits investment maturities as a means of managing its exposure to fair value losses arising from increasing interest rates.

Assignment of Investment Income – State law allows income from deposits and investments to be credited to either the General Fund or the fund making the investment. The School District's policy is to credit all income from deposits and investments to the fund making the investment.

4. RECEIVABLES AND PAYABLES

Receivables and payables are not aggregated in these financial statements. The School District expects all receivables to be collected within one year.

5. INVENTORY

Inventory held for consumption is stated at cost. Inventory for resale is stated at the lower of cost or market. The cost valuation method is first-in, first-out. Donated commodities are valued at estimated market value based on the USDA price list at date of receipt.

In the Government-wide financial statements, inventory items are initially recorded as assets and charged to expense in the various functions of government as they are consumed.

In the fund financial statements, inventories in the General Fund, special revenue funds, and proprietary funds consist of expendable supplies held for consumption. The cost is recorded as an expenditure at the time individual inventory items are consumed. No material supply inventories existed at fiscal yearend in the General and Special Revenue funds.

NOTES TO THE FINANCIAL STATEMENTS
(Continued)

6. PROPERTY TAXES

Property taxes are levied on or before each October 1, attach as an enforceable lien on property as of the following January 1, and are payable in two installments on or before the following April 30 and October 31. The county bills and collects the School District's taxes and remits them to the School District.

School District property tax revenues are recognized to the extent that they are used to finance each year's appropriations. Revenue related to current year property taxes receivable which is not intended to be used to finance the current year's appropriations and therefore are not susceptible to accrual has been reported as deferred inflows of resources in both the fund financial statements and the government-wide financial statements. Additionally, in the fund financial statements, revenue from property taxes may be limited by any amount not collected during the current fiscal period or within the "availability period."

7. CHANGES IN CAPITAL ASSETS

A summary of changes in capital assets for the year ended June 30, 2021, is as follows:

Primary Government

	Balance 07/01/20	Increases	Decreases	Balance 06/30/21
Governmental Activities:				
Capital Assets, not being depreciated:				
Land	303,254.75			303,254.75
Construction Work in Progress	643,618.90	17,187,942.95		17,831,561.85
Total, not being depreciated	<u>946,873.65</u>	<u>17,187,942.95</u>	<u>0.00</u>	<u>18,134,816.60</u>
Capital Assets, being depreciated:				
Improvements	5,138,114.46			5,138,114.46
Buildings	41,012,264.92			41,012,264.92
Machinery & Equipment	8,028,093.16	1,110,009.00	(838,008.00)	8,300,094.16
Total, being depreciated	<u>54,178,472.54</u>	<u>1,110,009.00</u>	<u>(838,008.00)</u>	<u>54,450,473.54</u>
Less Accumulated Depreciation for:				
Improvements	(3,149,488.57)	(204,955.56)		(3,354,444.13)
Buildings	(14,644,944.69)	(830,664.74)		(15,475,609.43)
Machinery & Equipment	(6,745,004.77)	(384,331.77)	838,008.00	(6,291,328.54)
Total Accumulated Depreciation	<u>(24,539,438.03)</u>	<u>(1,419,952.07)</u>	<u>838,008.00</u>	<u>(25,121,382.10)</u>
Total Capital Assets, being depreciated, net	<u>29,639,034.51</u>	<u>(309,943.07)</u>	<u>0.00</u>	<u>29,329,091.44</u>
Governmental Activity Capital Assets, Net	<u>30,585,908.16</u>	<u>16,877,999.88</u>	<u>0.00</u>	<u>47,463,908.04</u>

Depreciation expense was charged to functions as follows:

Governmental Activities:

Instruction	830,664.74
Support Services	204,955.56
Co-curricular Activities	384,331.77
Total Depreciation Expense - Governmental Activities	<u>1,419,952.07</u>

See Independent Auditor's Report.

NOTES TO THE FINANCIAL STATEMENTS
(Continued)

	Balance 07/01/20	Increases	Decreases	Balance 06/30/21
Business-Type Activities:				
Capital Assets, being depreciated:				
Machinery & Equipment	614,370.03			614,370.03
Total, being depreciated	614,370.03	0.00	0.00	614,370.03
Less Accumulated Depreciation for:				
Machinery & Equipment	(465,113.82)	(26,708.27)		(491,822.09)
Total Accumulated Depreciation	(465,113.82)	(26,708.27)	0.00	(491,822.09)
Business-Type Activity Capital Assets, Net	149,256.21	(26,708.27)	0.00	122,547.94

Depreciation expense was charged to functions as follows:

Business-type Activities:

Food Services	26,708.27
Total Depreciation Expense - Business-type Activities	26,708.27

Construction Work in Progress at June 30, 2021 is composed of the following:

Project Name	Project Authorization	Expended through 6/30/2021	Committed	Required Future Financing
Parmelee Elementary Building	15,908,985.85	15,903,985.85	5,000.00	0.00
High School Roof Project	391,438.00	391,438.00	0.00	0.00
High School Renovation Project	1,582,217.00	1,438,217.00	144,000.00	0.00
High School Track Project	97,921.00	97,921.00	0.00	0.00
TOTAL	17,980,561.85	17,831,561.85	149,000.00	0.00

8. LONG-TERM LIABILITIES

A summary of the changes in long-term liabilities for the year ended June 30, 2021 is as follows:

	Beginning Balance	Additions	Deletions	Ending Balance	Due Within One Year
Primary Government:					
Governmental Activities:					
Accrued Compensated Absences -					
Governmental Funds	269,391.61	106,573.50	136,998.96	238,966.15	100,000.00
Total Governmental Activities	269,391.61	106,573.50	136,998.96	238,966.15	100,000.00
TOTAL PRIMARY GOVERNMENT	269,391.61	106,573.50	136,998.96	238,966.15	100,000.00

Compensated absences for governmental activities typically have been liquidated from the General Fund and Special Education Fund.

See Independent Auditor's Report.

NOTES TO THE FINANCIAL STATEMENTS
(Continued)

Liabilities Payable at June 30, 2021, is comprised of the following:

PRIMARY GOVERNMENT

Governmental Activities:

Compensated Absences:

Unused sick leave balances – payable from the General Fund	\$ 217,234.68
Unused sick leave balances – payable from the Special Education Fund	\$ 21,731.47

9. OPERATING LEASES

The School District currently has lease agreements for one acre of land. The school also has a lease agreement for four school buildings from the Bureau of Indian Affairs. Lease payments are paid by the Capital Outlay Fund.

The following are the minimum payments on existing operating leases:

Year	Land Lease Capital Outlay Fund	He Dog School	Okreek School	Spring Creek School
2022	2,400.00	676.30	500.00	353.85
2023	2,400.00	676.30	500.00	353.85
2024	2,400.00	676.30	500.00	353.85
2025	2,400.00	676.30	500.00	353.85
2026	2,400.00	676.30	500.00	353.85
2027-2031	12,000.00	2,028.90	1,500.00	1,161.55
2032-2036	12,000.00			
2037	2,400.00			

Year	Rosebud School
2022	240.00
2023	240.00
2024	240.00
2025	240.00
2026	240.00
2027-2029	720.00

10. DEFERRED INFLOWS AND DEFERRED OUTFLOWS OF RESOURCES:

In addition to assets, the statement of financial position reports a separate section for deferred outflows of resources. Deferred outflows of resources represent consumption of net position that applies to a future period or periods. These items will not be recognized as an outflow of resources until the applicable future period.

In addition to liabilities, the statement of financial position reports a separate section for deferred inflows of resources. Deferred inflows of resources represent acquisitions of net position that applies to a future period or periods. These items will not be recognized as an inflow of resources until the applicable future period.

NOTES TO THE FINANCIAL STATEMENTS
(Continued)

11. RESTRICTED NET POSITION

Restricted net position for the fiscal year ended June 30, 2021 was as follows:

<u>Purpose</u>	<u>Restricted By:</u>	<u>Amount</u>
Major Funds:		
Special Education	Law	\$ 443,649.83
	Governmental	
SDRS Pension	Accounting Standards	837,756.46
Total Restricted Net Position		<u>\$ 1,281,406.29</u>

12. INTERFUND TRANSFERS

Interfund transfers for the year ended June 30, 2021 were as follows:

	<u>Transfers To:</u>			
<u>Transfers From:</u>	<u>Capital Outlay</u> <u>Fund</u>	<u>Capital Projects</u> <u>Fund</u>	<u>Food Service</u> <u>Fund</u>	<u>Total</u>
Major Funds:				
General Fund	4,000,000.00	3,848,390.00	1,070,000.00	8,918,390.00
TOTALS	<u>4,000,000.00</u>	<u>3,848,390.00</u>	<u>1,070,000.00</u>	<u>8,918,390.00</u>

The School District typically uses transfers to transfer federal money from the General Fund to other Funds to conduct the indispensable functions of the School District.

13. IMPLEMENTATION OF NEW STANDARD AND RESTATEMENT

The School District Implemented GASB Statement No. 84, *Fiduciary Activities*. As a result, beginning fund balance/net position has been restated to reflect the reclassification of Agency Funds to Custodial Funds as of July 1, 2020 as follows:

	<u>Custodial</u> <u>Funds</u>
Net Position July 1, 2020, as previously reported	\$ -
Restatement:	
Implementation of GASB 84	151,415.21
Net Position July 1, 2020, as Restated	<u>\$ 151,415.21</u>

14. PENSION PLANPlan Information:

All employees, working more than 20 hours per week during the year, participate in the South Dakota Retirement System (SDRS), a cost sharing, multiple employer defined benefit pension plan administered by SDRS to provide retirement benefits for employees of the State of South Dakota and its political

NOTES TO THE FINANCIAL STATEMENTS
(Continued)

subdivisions. The SDRS provides retirement, disability, and survivor benefits. The right to receive retirement benefits vests after three years of credited service. Authority for establishing, administering and amending plan provisions are found in SDCL 3-12. The SDRS issues a publicly available financial report that includes financial statements and required supplementary information. That report may be obtained at <http://www.sdrs.sd.gov/publications.aspx> or by writing to the SDRS, P.O. Box 1098, Pierre, SD 57501-1098 or by calling (605) 773-3731.

Benefits Provided:

SDRS has three different classes of employees, Class A general members, Class B public safety and judicial members, and Class C Cement Plant Retirement Fund members.

Members that were hired before July 1, 2017, are Foundation members. Class A Foundation members and Class B Foundation members who retire after age 65 with three years of contributory service are entitled to an unreduced annual retirement benefit. An unreduced annual retirement benefit is also available after age 55 for Class A Foundation members where the sum of age and credited service is equal to or greater than 85 or after age 55 for Class B Foundation judicial members where the sum of age and credited service is equal to or greater than 80. Class B Foundation public safety members can retire with an unreduced annual retirement benefit after age 55 with three years of contributory service. An unreduced annual retirement benefit is also available after age 45 for Class B Foundation safety members where the sum of age and credited service is equal to or greater than 75. All Foundation retirement benefits that do not meet the above criteria may be payable at a reduced level.

Members that were hired on/after July 1, 2017, are Generational members. Class A Generational members and Class B Generational judicial members who retire after age 67 with three years of contributory service are entitled to an unreduced annual retirement benefit. Class B Generational public safety members can retire with an unreduced annual retirement benefit after age 57 with three years of contributory service. At retirement, married Generational members may elect a single-life benefit, a 60 percent joint and survivor benefit, or a 100 percent joint and survivor benefit. All Generational retirement benefits that do not meet the above criteria may be payable at a reduced level. Generational members will also have a variable retirement account (VRA) established, in which they will receive up to 1.5 percent of compensation funded by part of the employer contribution. VRAs will receive investment earnings based on investment returns.

Legislation enacted in 2017 established the current COLA process. At each valuation date:

- Baseline actuarial accrued liabilities will be calculated assuming the COLA is equal to the long-term inflation assumption of 2.25%.
- If the fair value of assets is greater or equal to the baseline actuarial accrued liabilities, the COLA will be:
 - The increase in the 3rd quarter CPI-W, no less than 0.5% and no greater than 3.5%.
- If the fair value of assets is less than the baseline actuarial accrued liabilities, the COLA will be:
 - The increase in the 3rd quarter CPI-W, no less than 0.5% and no greater than a restricted maximum such that, that if the restricted maximum is assumed for future COLAs, the fair value of assets will be greater or equal to the accrued liabilities.

All benefits except those depending on the Member's Accumulated Contributions are annually increased by the Cost-of-Living Adjustment.

Contributions:

Per SDCL 3-12, contribution requirements of the active employees and the participating employers are established and may be amended by the SDRS Board. Covered employees are required by state statute to

NOTES TO THE FINANCIAL STATEMENTS
(Continued)

contribute the following percentages of their salary to the plan; Class A Members, 6.0% of salary; Class B Judicial Members, 9.0% of salary; and Class B Public Safety Members, 8.0% of salary. State statute also requires the employer to contribute an amount equal to the employee's contribution. The School District's share of contributions to the SDRS for the fiscal years ended June 30, 2021, 2020, and 2019 were \$996,464.78, \$1,016,717.10, and \$945,530.58, respectively, equal to the required contributions each year.

Pension Liabilities (Assets), Pension Expense (Revenue), and Deferred Outflows of Resources and Deferred Inflows of Resources to Pensions:

At June 30, 2020, SDRS is 100.04% funded and accordingly has a net pension asset. The proportionate share of the components of the net pension asset of South Dakota Retirement System, for the School District as of the measurement period ending June 30, 2020 and reported by the School District as of June 30, 2021 are as follows:

Proportionate share of pension liability	\$ 94,920,104.65
Less proportionate share of net pension restricted for pension benefits	<u>\$ 94,953,638.88</u>
Proportionate share of net pension liability (asset)	<u>\$ (33,534.23)</u>

At June 30, 2021, the School District reported a liability (asset) of \$(33,534.23) for its proportionate share of the net pension liability (asset). The net pension liability (asset) was measured as of June 30, 2020 and the total pension liability (asset) used to calculate the net pension liability (asset) was based on a projection of the School District's share of contributions to the pension plan relative to the contributions of all participating entities. At June 30, 2020, the School District's proportion was 0.77214790%, which is an increase (decrease) of 0.0309188% from its proportion measured as of June 30, 2019.

For the year ended June 30, 2021, the School District recognized pension expense (reduction of pension expense) of \$1,565,867.03. At June 30, 2021, the School District reported deferred outflows of resources and deferred inflows of resources related to pensions from the following sources:

	<u>Deferred Outflows Of Resources</u>	<u>Deferred Inflows Of Resources</u>
Difference between expected and actual experience.	\$ 128,286.71	\$ 26,269.83
Changes in assumption.	\$ 1,080,164.11	\$ 4,356,362.59
Net Difference between projected and actual earnings on pension plan investments.	\$ 3,116,842.71	
Changes in proportion and difference between School district contributions and proportionate share of contributions.	\$ 19,221.99	\$ 154,125.65
School District contributions subsequent to the measurement date.	<u>\$ 996,464.78</u>	
TOTAL	<u>\$ 5,340,980.30</u>	<u>\$ 4,536,758.07</u>

See Independent Auditor's Report.

NOTES TO THE FINANCIAL STATEMENTS
(Continued)

\$996,464.78 reported as deferred outflow of resources related to pensions resulting from School District contributions subsequent to the measurement date will be recognized as a reduction of the net pension liability in the year ending June 30, 2022. Other amounts reported as deferred outflows of resources and deferred inflows of resources related to pensions will be recognized in pension expense (revenue) as follows:

Year Ended	
June 30:	
2022	\$ (462,087.81)
2023	(338,493.73)
2024	32,174.83
2025	576,164.16
TOTAL	<u>\$ (192,242.55)</u>

Actuarial Assumptions:

The total pension liability (asset) in the June 30, 2020 actuarial valuation was determined using the following actuarial assumptions, applied to all periods included in the measurement:

Inflation	2.25 percent
Salary Increases	6.50% at entry to 3.00% after 25 years of service
Discount Rate	6.50 percent net of plan investment expense
Future COLAs	1.41 percent

Mortality rates were based on 97% of the RP-2014 Mortality Table, adjusted to 2006 projected generationally with Scale MP-2016, white collar rates for females and total dataset rates for males. Mortality rates for disabled members were based on the RP-2014 Disabled Retiree Mortality Table, adjusted to 2006 and projected generationally with Scale MP-2016.

The actuarial assumptions used in the June 30, 2020 valuation were based on the results of an actuarial experience study for the period of July 1, 2011 to June 30, 2016.

Investment portfolio management is the statutory responsibility of the South Dakota Investment Council (SDIC), which may utilize the services of external money managers for management of a portion of the portfolio. SDIC is governed by the Prudent Man Rule (i.e., the council should use the same degree of care as a prudent man). Current SDIC investment policies dictate limits on the percentage of assets invested in various types of vehicles (equities, fixed income securities, real estate, cash, private equity, etc.). The long-term expected rate of return on pension plan investments was determined using a method in which best-estimate ranges of expected future real rates of return (expected returns, net of pension plan investment expense and inflation) are developed for each major asset class. These ranges are combined to produce the long-term expected rate of return by weighing the expected future real rates of return by the target asset allocation percentage and by adding expected inflation. Best estimates of real rates of return for each major asset class included in the pension plan's target asset allocation as of June 30, 2020 (see the discussion of the pension plan's investment policy) are summarized in the following table using geometric means:

NOTES TO THE FINANCIAL STATEMENTS
(Continued)

<u>Asset Class</u>	<u>Target Allocation</u>	<u>Long-Term Expected Real Rate of Return</u>
Global Equity	58.0%	5.1%
Fixed Income	30.0%	1.5%
Real Estate	10.0%	6.2%
Cash	2.0%	1.0%
Total	<u>100%</u>	

Discount Rate:

The discount rate used to measure the total pension liability (asset) was 6.50%. The projection of cash flows used to determine the discount rate assumed that plan member contributions will be made at the current contribution rate and that matching employer contributions will be made at rates equal to the member rate. Based on these assumptions, the pension plan's fiduciary net position was projected to be available to make all future benefit payments of current plan members. Therefore, the long-term expected rate of return on pension plan investments was applied to all periods of projected benefit payments to determine the total pension liability (asset).

Sensitivity of liability (asset) to changes in the discount rate:

The following presents the School District's proportionate share of net pension liability (asset) calculated using the discount rate of 6.50 percent as well as what the School District's proportionate share of the net pension liability (asset) would be if it were calculated using a discount rate that is 1-percentage point lower (5.50%) or 1-percentage point higher (7.50%) than the current rate:

	<u>1% Decrease</u>	<u>Current Discount Rate</u>	<u>1% Increase</u>
School District's proportionate share of the net pension liability (asset)	\$13,009,059.47	\$(33,534.23)	\$(10,702,118.99)

Pension Plan Fiduciary Net Position:

Detailed information about the plan's fiduciary net position is available in the separately issued SDRS financial report.

15. RISK MANAGEMENT

The School District is exposed to various risks of loss related to torts; theft of, damage to, and destruction of assets; errors and omissions; injuries to employees; and natural disasters. During the period ended June 30, 2021, the School District managed its risks as follows:

Employee Health Insurance:

The School District joined the South Dakota School District Benefits Fund. This is a public entity risk pool currently operating as a common risk management and insurance program for South Dakota local government entities. The School District pays a monthly premium to the pool to provide health insurance coverage for its employees. The pool purchases reinsurance coverage with the premiums it receives from the members. The coverage also includes a \$2,000,000 lifetime maximum payment per person.

NOTES TO THE FINANCIAL STATEMENTS
(Continued)

The School District does not carry additional health insurance coverage to pay claims in excess of this upper limit. Settled claims resulting from these risks have not exceeded the liability coverage during the past three years.

Liability Insurance:

The School District purchases liability insurance for risks related to torts; theft or damage to property; and errors and omissions of public officials from a commercial insurance carrier. Settled claims resulting from these risks have not exceeded the liability coverage during the past three years.

Workers' Compensation:

The School District participates, with several other educational units and related organizations in South Dakota, in the Associated School Boards of South Dakota Workers' Compensation Fund Pool which provided workers' compensation insurance coverage for participating members of the pool. The objective of the Fund is to formulate, develop, and administer on behalf of the member organizations, a program of workers' compensation coverage, to obtain lower costs for that coverage, and to develop a comprehensive loss control program. The School District's responsibility is to initiate and maintain a safety program to give its employees safe and sanitary working conditions and to promptly report to and cooperate with the Fund to resolve any worker's compensation claims. The School District pays an annual premium, to provide workers' compensation coverage for its employees, under a retrospectively rated policy and the premiums are accrued based on the ultimate cost of the experience to date of the Fund members. The School District may also be responsible for additional assessments in the event the pool is determined by its board of trustees to have inadequate reserves to satisfy current obligations or judgments. Additional assessments, if any, are to be determined on a prorated basis based upon each participant's percentage of contribution in relation to the total contributions to the pool of all participants for the year in which the shortfall occurs. The pool provides loss coverage to all participants through pool retained risk retention and through insurance coverage purchased by the pool in excess of the retained risk. The pool pays the first \$500,000 of any claim per individual. The pool has reinsurance which covers up to \$1,000,000 per individual per incident.

The School District does not carry additional insurance to cover claims in excess of the upper limit. Settled claims resulting from these risks have not exceeded the liability coverage during the past three years.

Unemployment Benefits:

The School District has elected to be self-insured and retain all risk for liabilities resulting from claims for unemployment benefits.

During the year ended June 30, 2021, twelve claims were filed for unemployment benefits. These claims resulted in the payment of benefits in the amount of \$9,844.01. At June 30, 2021, one additional claim had been filed and were outstanding. It is estimated, based upon historical trends that these claims will result in the future payment of unemployment benefits in the amount of approximately \$12,000.00. It is not anticipated that any additional claims for unemployment benefits will be filed in the next fiscal year.

16. SIGNIFICANT CONTINGENCIES – LITIGATION

At June 30, 2021, the School District was not involved in any significant litigation.

NOTES TO THE FINANCIAL STATEMENTS
(Continued)

17. SUBSEQUENT EVENTS

Management has evaluated whether any subsequent events have occurred through December 24, 2021, the date on which the financial statements were available to be issued.

See Independent Auditor's Report.

REQUIRED SUPPLEMENTARY INFORMATION
TODD COUNTY SCHOOL DISTRICT NO. 66-1
BUDGETARY COMPARISON SCHEDULE - BUDGETARY BASIS
GENERAL FUND
For the Year Ended June 30, 2021

	Budgeted Amounts		Actual Amounts	Variance with
	Original	Final	(Budgetary Basis)	Final Budget -
				Positive (Negative)
Revenues:				
Revenue from Local Sources:				
Taxes:				
Ad Valorem Taxes	360,000.00	360,000.00	378,040.91	18,040.91
Prior Years' Ad Valorem Taxes	12,000.00	12,000.00	19,280.40	7,280.40
Tax Deed Revenue	0.00	0.00	3,959.76	3,959.76
Utility Taxes	400,000.00	400,000.00	398,927.35	(1,072.65)
Penalties and Interest on Taxes	3,000.00	3,000.00	8,698.95	5,698.95
Earnings on Investments and Deposits	20,000.00	20,000.00	6,836.90	(13,163.10)
Cocurricular Activities:				
Admission	7,000.00	7,000.00	0.00	(7,000.00)
Other Revenue from Local Sources:				
Rentals	275,000.00	275,000.00	308,937.62	33,937.62
Charges for Services	20,000.00	20,000.00	26,690.13	6,690.13
Other	50,000.00	50,000.00	11,897.81	(38,102.19)
Revenue from Intermediate Sources:				
County Sources:				
County Apportionment	4,000.00	4,000.00	3,707.00	(293.00)
Other County Revenue	0.00	0.00	3,795.62	3,795.62
Revenue from State Sources:				
Grants-in-Aid:				
Unrestricted Grants-in-Aid	12,220,000.00	12,220,000.00	12,845,163.95	625,163.95
Restricted Grants-in-Aid	4,000.00	4,000.00	0.00	(4,000.00)
Revenue from Federal Sources:				
Grants-in-Aid:				
Unrestricted Grants-in-Aid Received from Federal Government Through the State	0.00	0.00	1,078,000.00	1,078,000.00
Restricted Grants-in-Aid Received Directly from Federal Government	434,919.00	434,919.00	434,919.00	0.00
Restricted Grants-in-Aid Received from Federal Government Through the State	7,615,202.00	9,766,905.00	8,787,821.00	(979,084.00)
Johnson O'Malley Funds	0.00	162,061.00	162,061.00	0.00
Total Revenue	21,425,121.00	23,738,885.00	24,478,737.40	739,852.40
Expenditures:				
Instruction:				
Regular Programs:				
Elementary	7,913,579.55	9,060,633.55	7,782,782.07	1,277,851.48
Middle/Junior High	1,896,671.50	1,896,671.50	1,578,316.51	318,354.99
High School	2,366,141.46	2,366,141.46	1,757,697.05	608,444.41
Other Regular Programs	318,376.50	681,352.07	324,485.14	356,866.93
Special Programs:				
Educationally Deprived	2,367,446.00	2,901,975.00	2,739,081.67	162,893.33

REQUIRED SUPPLEMENTARY INFORMATION
TODD COUNTY SCHOOL DISTRICT NO. 66-1
BUDGETARY COMPARISON SCHEDULE - BUDGETARY BASIS
GENERAL FUND
For the Year Ended June 30, 2021

	Budgeted Amounts		Actual Amounts	Variance with
	Original	Final	(Budgetary Basis)	Final Budget - Positive (Negative)
Expenditures (Cont.):				
Support Services:				
Students:				
Attendance and Social Work	822,625.75	832,595.75	712,731.07	119,864.68
Guidance	939,305.00	995,251.00	886,795.31	108,455.69
Health	110,669.00	129,869.00	89,265.21	40,603.79
Instructional Staff:				
Improvement of Instruction	1,147,421.50	1,499,868.50	1,076,945.50	422,923.00
Educational Media	595,446.50	595,446.50	422,418.15	173,028.35
General Administration:				
Board of Education	238,095.00	238,095.00	77,490.23	160,604.77
Executive Administration	508,432.75	533,432.75	431,177.92	102,254.83
School Administration:				
Office of the Principal	2,232,131.56	2,232,131.56	1,991,119.92	241,011.64
Business:				
Fiscal Services	587,030.35	587,030.35	452,780.15	134,250.20
Operation and Maintenance of Plant	5,120,400.55	5,217,172.55	3,598,891.46	1,618,281.09
Student Transportation	1,238,460.43	1,238,460.43	560,893.26	677,567.17
Food Services	75,000.00	75,000.00	0.00	75,000.00
Central:				
Planning	584,919.00	584,919.00	469,838.00	115,081.00
Community Services:				
Nonpublic School	229,957.00	229,957.00	143,925.63	86,031.37
Cocurricular Activities:				
Male Activities	220,694.50	220,694.50	15,457.98	205,236.52
Female Activities	172,962.10	172,962.10	12,612.29	160,349.81
Combined Activities	359,478.00	359,478.00	127,212.83	232,265.17
Nonprogrammed Charges:				
Payments to State - Unemployment	20,000.00	20,000.00	9,844.01	10,155.99
Contingency	690,000.00	690,000.00		
Amount Transferred		(25,000.00)		665,000.00
Total Expenditures	30,755,244.00	33,334,137.57	25,261,761.36	8,072,376.21
Excess of Revenue Over (Under)				
Expenditures	(9,330,123.00)	(9,595,252.57)	(783,023.96)	8,812,228.61
Other Financing Sources (Uses):				
Transfers In	8,608,000.00	8,608,000.00	1,645,126.35	(6,962,873.65)
Total Other Financing Sources (Uses)	8,608,000.00	8,608,000.00	1,645,126.35	(6,962,873.65)
Net Change in Fund Balances	(722,123.00)	(987,252.57)	862,102.39	1,849,354.96
Fund Balance - Beginning	3,042,938.13	3,042,938.13	3,042,938.13	0.00
FUND BALANCE - ENDING	2,320,815.13	2,055,685.56	3,905,040.52	1,849,354.96

REQUIRED SUPPLEMENTARY INFORMATION
TODD COUNTY SCHOOL DISTRICT NO. 66-1
BUDGETARY COMPARISON SCHEDULE - BUDGETARY BASIS
CAPITAL OUTLAY FUND
For the Year Ended June 30, 2021

	Budgeted Amounts		Actual Amounts	Variance with
	Original	Final	(Budgetary Basis)	Final Budget - Positive (Negative)
Revenues:				
Revenue from Local Sources:				
Taxes:				
Ad Valorem Taxes	450,000.00	450,000.00	526,141.58	76,141.58
Prior Years' Ad Valorem Taxes	10,000.00	10,000.00	15,564.57	5,564.57
Penalties and Interest on Taxes	1,000.00	1,000.00	3,358.77	2,358.77
Earnings on Investments and Deposits	400,000.00	400,000.00	43,924.68	(356,075.32)
Revenue from Intermediate Sources:				
County Sources:				
Utility Taxes	0.00	0.00	1,353.09	1,353.09
Total Revenue	861,000.00	861,000.00	590,342.69	(270,657.31)
Expenditures:				
Support Services:				
Business:				
Facilities Acquisition and Construction	4,755,000.00	4,755,000.00	2,384,853.09	2,370,146.91
Total Expenditures	4,755,000.00	4,755,000.00	2,384,853.09	2,370,146.91
Excess of Revenue Over (Under)				
Expenditures	(3,894,000.00)	(3,894,000.00)	(1,794,510.40)	2,099,489.60
Other Financing Sources (Uses):				
Transfers In	2,500,000.00	4,000,000.00	4,000,000.00	0.00
Sale of Surplus Property	0.00	0.00	28,936.80	28,936.80
Total Other Financing Sources (Uses)	2,500,000.00	4,000,000.00	4,028,936.80	28,936.80
Net Change in Fund Balances	(1,394,000.00)	106,000.00	2,234,426.40	2,128,426.40
Fund Balance - Beginning	23,402,642.12	23,402,642.12	23,402,642.12	0.00
FUND BALANCE - ENDING	22,008,642.12	23,508,642.12	25,637,068.52	2,128,426.40

REQUIRED SUPPLEMENTARY INFORMATION
TODD COUNTY SCHOOL DISTRICT NO. 66-1
BUDGETARY COMPARISON SCHEDULE - BUDGETARY BASIS
SPECIAL EDUCATION FUND
For the Year Ended June 30, 2021

	Budgeted Amounts		Actual Amounts	Variance with
	Original	Final	(Budgetary Basis)	Final Budget - Positive (Negative)
Revenues:				
Revenue from Local Sources:				
Taxes:				
Ad Valorem Taxes	260,000.00	260,000.00	337,798.71	77,798.71
Prior Years' Ad Valorem Taxes	2,000.00	2,000.00	9,171.62	7,171.62
Penalties and Interest on Taxes	1,000.00	1,000.00	1,762.38	762.38
Other Revenue from Local Sources:				
Charges for Services	3,000.00	3,000.00	2,802.00	(198.00)
Other	25,000.00	25,000.00	48,000.00	23,000.00
Revenue from Intermediate Sources:				
County Sources:				
Utility Taxes	0.00	0.00	874.03	874.03
Revenue from State Sources:				
Grants-in-Aid:				
Restricted Grants-in-Aid	2,000,000.00	2,000,000.00	2,335,052.00	335,052.00
Revenue from Federal Sources:				
Grants-in-Aid:				
Unrestricted Grants-in-Aid Received				
Directly from Federal Government	528,576.22	528,576.22	302,785.00	(225,791.22)
Restricted Grants-in-Aid Received	729,728.00	745,356.00	757,667.00	12,311.00
Total Revenue	3,549,304.22	3,564,932.22	3,795,912.74	230,980.52
Expenditures:				
Instruction:				
Special Programs:				
Programs for Special Education	3,288,232.75	3,300,960.75	2,577,056.68	723,904.07
Support Services:				
Students:				
Attendance and Social Work	146,611.00	151,611.00	77,251.81	74,359.19
Health	24,830.00	24,830.00	22,351.19	2,478.81
Psychological	166,000.00	166,000.00	124,187.95	41,812.05
Speech Pathology	519,058.00	523,758.00	504,535.46	19,222.54
Audiology Services	20,000.00	20,000.00	0.00	20,000.00
Student Therapy Services	223,880.50	243,880.50	193,921.11	49,959.39
Instructional Staff:				
Improvement of Instruction	40,000.00	40,000.00	4,255.66	35,744.34
Special Education:				
Administrative Costs	316,253.00	316,253.00	266,046.87	50,206.13
Transportation Costs	95,475.75	95,475.75	75,229.85	20,245.90
Total Expenditures	4,840,341.00	4,882,769.00	3,844,836.58	1,037,932.42

REQUIRED SUPPLEMENTARY INFORMATION
TODD COUNTY SCHOOL DISTRICT NO. 66-1
BUDGETARY COMPARISON SCHEDULE - BUDGETARY BASIS
SPECIAL EDUCATION FUND
For the Year Ended June 30, 2021

	Budgeted Amounts		Actual Amounts (Budgetary Basis)	Variance with Final Budget - Positive (Negative)
	Original	Final		
Excess of Revenue Over (Under) Expenditures	(1,291,036.78)	(1,317,836.78)	(48,923.84)	1,268,912.94
Other Financing Sources (Uses):				
Transfers In	1,000,000.00	1,000,000.00	0.00	(1,000,000.00)
Total Other Financing Sources (Uses)	1,000,000.00	1,000,000.00	0.00	(1,000,000.00)
Net Change in Fund Balances	(291,036.78)	(317,836.78)	(48,923.84)	268,912.94
Fund Balance - Beginning	488,437.73	488,437.73	488,437.73	0.00
FUND BALANCE - ENDING	197,400.95	170,600.95	439,513.89	268,912.94

NOTES TO THE REQUIRED SUPPLEMENTARY INFORMATION
June 30, 2021

Schedules of Budgetary Comparisons for the General Fund
and for each major Special Revenue Fund with a legally required budget.

Note 1. Budgets and Budgetary Accounting

The School District followed these procedures in establishing the budgetary data reflected in the financial statements:

1. Prior to the first regular meeting in May of each year the school board causes to be prepared a proposed budget for the next fiscal year according to the budgetary standards prescribed by the Auditor General.
2. The proposed budget is considered by the school board at the first regular meeting held in the month of May of each year.
3. The proposed budget is published for public review no later than July 15 each year.
4. Public hearings are held to solicit taxpayer input prior to the approval of the budget.
5. Before October 1 of each year, the school board must approve the budget for the ensuing fiscal year for each fund, except trust and agency funds.
6. After adoption by the school board, the operating budget is legally binding and actual expenditures of each fund cannot exceed the amounts budgeted, except as indicated by number 8.
7. A line item for contingencies may be included in the annual budget. Such a line item may not exceed 5 percent of the total school district budget and may be transferred by resolution of the school board to any other budget category, except for capital outlay, that is deemed insufficient during the year.
8. If it is determined during the year that sufficient amounts have not been budgeted, state statute allows adoption of supplemental budgets when moneys are available to increase legal spending authority.
9. Unexpended appropriations lapse at year-end unless encumbered by resolution of the school board.
10. Formal budgetary integration is employed as a management control device during the year for the General Fund and special revenue funds.
11. Budgets for the General Fund and special revenue funds are adopted on a basis consistent with generally accepted accounting principles (GAAP).

NOTES TO THE REQUIRED SUPPLEMENTARY INFORMATION
June 30, 2021

12. The following reconciles the USGAAP Basis fund balance to the Budgetary Basis fund balance:

	Year Ended 6/30/2021
General Fund:	
USGAAP Basis Fund Balance	\$ 24,310,076.80
(Deduct) Impact Aid Revenue	(16,570,025.96)
Impact Aid Beginning Balance	(14,398,526.67)
Impact Aid Transfer Out	10,563,516.35
Net Adjustment to GAAP Basis Fund Balance	<u>(20,405,036.28)</u>
Budgetary Basis Fund Balance	<u>\$ 3,905,040.52</u>

Note 2. GAAP/Budgetary Accounting Basis Differences

The financial statements prepared in conformity with USGAAP present capital outlay expenditure information in a separate category of expenditures. Under the budgetary basis of accounting, capital outlay expenditures are reported within the function to which they relate. For example, the purchase of a new school bus would be reported as a capital outlay expenditure on the Governmental Funds Statement of Revenues, Expenditures and Changes in Fund Balances, however in the Budgetary RSI Schedule, the purchase of a school bus would be reported as an expenditure of the Support Services-Business/Student Transportation function of government, along with all other current Student Transportation related expenditures.

REQUIRED SUPPLEMENTARY INFORMATIONSCHEDULE OF THE SCHOOL DISTRICT'S PROPORTIONATE
SHARE OF THE NET PENSION LIABILITY (ASSET)

South Dakota Retirement System

Last 7 Fiscal Years *

	2021	2020	2019	2018	2017	2016	2015
District's proportion of the net pension liability/asset	0.7721479%	0.7412291%	0.7401206%	0.6906662%	0.7427452%	0.7723844%	0.7630031%
District's proportionate share of net pension liability (asset)	\$ (33,534)	\$ (78,550)	\$ (17,251)	\$ (62,679)	\$ 2,508,920	\$ (3,275,903)	\$ (5,497,125)
District's covered-employee payroll	\$ 16,947,477	\$ 15,757,472	\$ 15,387,704	\$ 14,032,884	\$ 14,123,285	\$ 14,085,369	\$ 13,358,983
District's proportionate share of the net pension liability (asset) as a percentage of its covered-employee payroll	0.20%	0.50%	0.11%	0.45%	17.76%	23.26%	41.15%
Plan fiduciary net position as a percentage of the total pension liability (asset)	100.04%	100.09%	100.02%	100.10%	96.89%	104.10%	107.30%

* The amounts presented for each fiscal year were determined as of the measurement date of the collective net pension liability (asset) which is 06/30 of the previous year.

**Notes to Required Supplementary Information
for the Year Ended June 30, 2021**

Schedule of the Proportionate Share of the Net Pension Liability (Asset) and
Schedule of Pension Contributions.

Changes from Prior Valuation

The June 30, 2020 Actuarial Valuation reflects no changes in actuarial methods from the June 30, 2019 Actuarial Valuation. One change in actuarial assumptions and two plan provision changes are reflected and described below.

The details of the changes since the last valuation are as follows:

Benefit Provision Changes

Legislation enacted in 2020 established a Qualified Benefit Preservation Arrangement (QBPA) under Section 415(m) of the Internal Revenue Code (IRC). The QBPA is effective July 1, 2020 and pays a portion of SDRS benefits that are restricted by IRC Section 415(b). The total benefits paid from SDRS and the QBPA will be limited to the applicable 415(b) annual limit, unreduced for early commencement if Members retire prior to age 62 and actuarially increased for late retirement up to age 70 if Members retire after age 65. The Actuarial Valuation considers benefits payable from both SDRS and the QBPA.

Legislation enacted in 2020 also brought the assets and the liabilities of the South Dakota Department of Labor and Regulation Plan into SDRS effective July 1, 2020. With the exception of the accounting results presented in Section 6 of this report, all exhibits include the assets, liabilities, and member counts of the former Department of Labor and Regulation Plan Members.

Actuarial Assumption Changes

The SDRS COLA equals the percentage increase in the most recent third calendar quarter CPI-W over the prior year, no less than 0.5% and no greater than 3.5%. However, if the FVFR assuming the long-term COLA is equal to the baseline COLA assumption (currently 2.25%) is less than 100%, the maximum COLA payable will be limited to the increase that if assumed on a long-term basis, results in a FVFR equal to or exceeding 100%. That condition existed as of June 30, 2019 and exists again this year as of June 30, 2020. Future COLAs are assumed to equal the current restricted maximum COLA which was 1.88% as of June 30, 2019 and is 1.41% as of June 30, 2020.

The changes in actuarial assumptions due to the 1.41% restricted maximum COLA decreased the Actuarial Accrued Liability by \$595 million, or 4.6% of the Actuarial Accrued Liability based on the 1.88% restricted maximum COLA.

Actuarial assumptions are reviewed in depth periodically, with the next experience analysis anticipated before the June 30, 2022 Actuarial Valuation and any recommended changes anticipated to be first implemented in the June 30, 2022 Actuarial Valuation.

Actuarial Method Changes

No changes in actuarial methods were made since the prior valuation.

TODD COUNTY SCHOOL DISTRICT NO. 66-1
SCHEDULE OF EXPENDITURES OF FEDERAL AWARDS
For the Year Ended June 30, 2021

Federal Grantor/Pass-Through Grantor Program or Cluster Title	Federal CFDA Number	Pass-Through Entity Identifying Number	Expenditures FY 2021
US Department of Agriculture:			
Pass-Through the SD Department of Education:			
Child Nutrition Cluster:			
Noncash Assistance (Commodities):			
National School Lunch Program	10.555	20213SD310N1099	23,894.80
Total Child Nutrition Cluster			<u>23,894.80</u>
Total US Department of Agriculture			<u>23,894.80</u>
US Department of the Interior:			
Direct Federal Funding:			
Indian Education - Assistance to Schools - Johnson O'Malley (Note 3)	15.130		162,061.00
Total US Department of the Interior			<u>162,061.00</u>
US Department of Treasury - Pass-Through Programs From:			
SD Bureau of Finance and Management, COVID 19-Coronavirus Relief Fund (Note 4)	21.019		1,078,000.00
Total US Department of Treasury			<u>1,078,000.00</u>
General Services Administration:			
Pass-Through the SD Federal Property Agency: Donation of Federal Surplus Personal Property (Note 5)	39.003		16,304.96
Total General Services Administration			<u>16,304.96</u>
US Department of Education:			
Direct Federal Funding:			
Impact Aid (Title VIII) (Note 4)	84.041		18,747,671.81
Indian Education - Formula Grants to Local Ed. Agencies	84.060A		434,919.00
Pass-Through the SD Department of Education:			
Special Education Cluster:			
Special Education - Grants to States (IDEA, Part B, P.L. 102-119)	84.027	H027A200091	742,537.00
Special Education - Preschool Grants (P.L. 102-119)	84.173	H173A200091	15,130.00
Total Special Education Cluster			<u>757,667.00</u>
Title I Programs - Local Educational Agencies	84.010A	S010A200041	4,356,232.00
Vocational Education - Basic Grants to States	84.048	V048A200041	69,629.00
Education for Homeless Children and Youths	84.196A		
Rural Education	84.358		35,429.00
Improving Teacher Quality State Grants (Title II, Part A)	84.367A	S367A200039	444,767.00
Student Support and Academic Enrichment Program	84.424A	S424A200043	701,350.00
Elementary and Secondary School Emergency Relief Fund (Note 4)	84.425D		3,180,414.00
Total US Department of Education			<u>28,728,078.81</u>
GRAND TOTAL			<u>\$30,008,339.57</u>

Note 1: Basis of Presentation

The accompanying Schedule of Expenditures of Federal Awards (the "Schedule") includes the federal activity of the School District under programs of the federal government for the year ended June 30, 2021. The information in this Schedule is presented in accordance with requirements of Title 2 U.S. Code of Federal Regulations Part 200, Uniform Administrative Requirements, Cost Principles, and Audit Requirements for Federal Awards (Uniform Guidance). Because the Schedule presents only a selected portion of the operations of the School District, it is not intended to and does not present the financial position, changes in net position, or cash flows of the School District.

Note 2: Summary of Significant Accounting Policies

Expenditures reported on the Schedule are reported on the modified accrual basis of accounting. Such expenditures are recognized following the cost principles contained in the Uniform Guidance, wherein certain types expenditures are not allowable or are limited as to reimbursement. Negative amounts shown on the Schedule represent adjustments or credits made in the normal course of business to amounts reported as expenditures in prior years. The School District has not elected to use the 10 percent de minimis indirect cost rate as allowed under the Uniform Guidance.

TODD COUNTY SCHOOL DISTRICT NO. 66-1
SCHEDULE OF EXPENDITURES OF FEDERAL AWARDS
For the Year Ended June 30, 2021

Note 3: Federal Reimbursement

Federal Reimbursements are not based upon specific expenditures. Therefore, the amounts reported here represent cash received rather than federal expenditures.

Note 4: Major Federal Financial Assistance Program

This represents a Major Federal Financial Assistance Program.

Note 5: Federal Surplus Property

The amount reported represents 23.3% of the original acquisition cost of the federal surplus property received by the School District. (Original acquisition cost is provided by Federal Surplus Property. It is not what the school actually paid for the item.)