January, 2022

January 2022 Board Report

2021-2022 LCAP Goals

Goal 1: Provide high-quality instruction to increase student achievement and close performance gaps for all students.

Goal 2:Provide a positive school environment that fosters student engagement and connectedness.

Goal 3: Establish a culture of data-driven continuous improvement to assess and ensure positive student outcomes.

Attendance Report

2021-2022 **MONTHLY ATTENDANCE SUMMARY** Page 1

Month 5 - From 12/6/2021 Through 12/31/2021

Regular Program

Grade Level	A Tchg Days	B Enroll-ment Carried Fwd	C Gains	D Total Enroll-ment (B+C)	E Losses	F Ending Enroll-ment (D-E)	G Days Not Enroll	H Days Non-Apport Attend	I Actual Days (A*D)	J Total Apport Attend (A*D)-G-H	K Total A.D.A. (J/A)	L Percent Attend J/(I-G)	M Loss at End of Last School Day	N YEAR TO DATE Total Apport Attendance	O YEAR TO DATE Days Taught	P YEAR TO DATE Total ADA (N/O)
6 TOTAL	10	131	0	131	0	131	0	16	1310	1294	129.40	98.78%	0	7728	64	120.75
TOTAL 4-6	**10**	**131**	**0**	**131**	**0**	**131**	**0**	**16**	**1310**	**1294**	**129.40**	**98.78%**	**0**	**7728**	**64**	**120.75**
7 TOTAL	10	160	0	160	0	160	0	17	1600	1583	158.30	98.94%	0	9585	64	149.77
8 TOTAL	10	132	0	132	0	132	0	12	1320	1308	130.80	99.09%	0	7909	64	123.58
TOTAL 7-8	**10**	**292**	**0**	**292**	**0**	**292**	**0**	**29**	**2920**	**2891**	**289.10**	**99.01%**	**0**	**17494**	**64**	**273.34**
PROGRAM	10	423	0	423	0	423	0	45	4230	4185	418.50	98.94%	0	25222	64	394.09

2021-2022 **MONTHLY ATTENDANCE SUMMARY** Page 1

Month 6 - From 01/03/2022 Through 01/28/2022

Regular Program

Grade Level	Tchg Days	Staff Devel Days	Enroll-ment Carried Fwd	Gains	Total Enroll-ment	Losses	Ending Enroll-ment	Actual Days	Days Not Enroll	Days Absent	Total Actual Attend-ance	Total Apport Attend	Total A.D.A.	Pctg Appor	Pctg Actual	Loss After Last Day
6 TOTAL	19	0	129	4	133	2	131	2527	35	264	2228	2228	117.26	89.41	89.41	0
TOTAL 4-6	19	0	129	4	133	2	131	2527	35	264	2228	2228	117.26	89.41	89.41	0
7 TOTAL	19	0	159	2	161	0	161	3059	4	331	2724	2724	143.37	89.17	89.17	0
8 TOTAL	19	0	133	4	137	1	136	2603	17	265	2321	2321	122.16	89.75	89.75	0
TOTAL 7-8	19	0	292	6	298	1	297	5662	21	596	5045	5045	265.53	89.43	89.43	0
PROGRAM	19	0	421	10	431	3	428	8189	56	860	7273	7273	382.79	89.43	89.43	0

As of 1/13/2022, we are at 89.32% for attendance, a near ten-point decrease from last month. Omicron is hitting HSMS rather hard this month. Our monthly goal is 96%. In December, we rarely tested anyone for Covid. Our January numbers are looking dismal. On this day, 1/13, we have over 100 kids out of school. Fingers crossed, we'll be done with the coronavirus sometime soon. In the meantime, HSMS will continue to keep the school going, provided we have the staffing to do so. Monday, 1/10 was really sketchy.

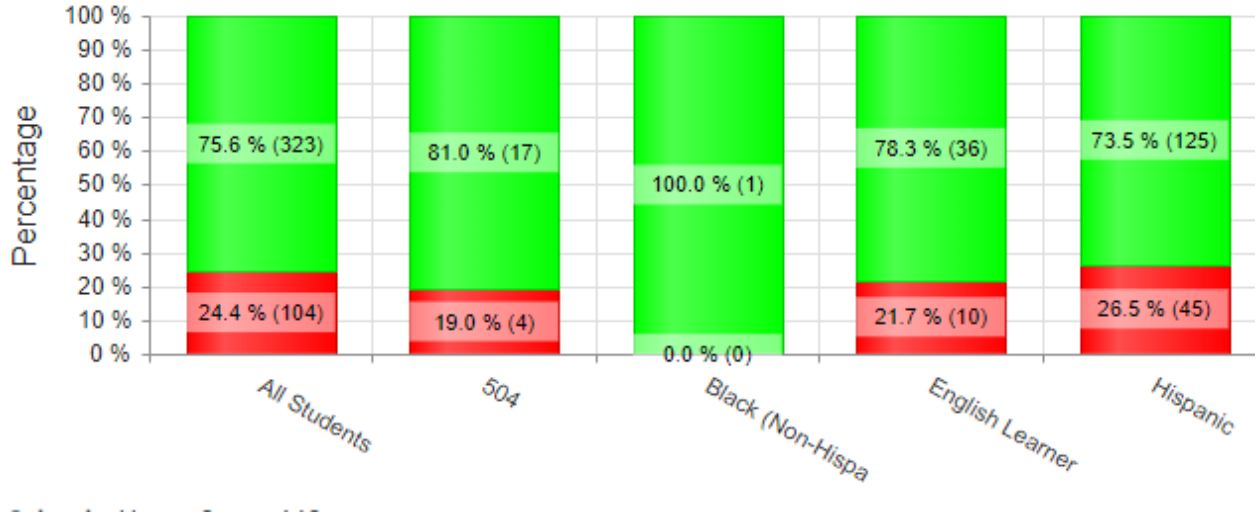

With all the recent absences, Chronic Absenteeism is growing again. In December, HSMS saw an over 5 point decrease. In a mere 11 days, the numbers have skyrocketed past November and December numbers. 104 of our students are considered chronically absent. Twenty-three of the Chronically Absent students are within a day or two of being off of this list.

Student-Led Conferences (SLC's)

HSMS was involved in some normalcy from the years past. We had parents on campus, going to classrooms, seeing how their children are doing in school. It was fantastic to see parents interacting with their children, and asking them questions about the education they are receiving at Home Street Middle School. Teachers were available to answer questions that arose. The parents I spoke with enjoyed the format and commented on how welcoming Home Street feels. Overall, the SLC's were a huge success.

The "Kuhl"-est 7th-grade Honors ELA Teacher

Mrs. Kuhl's Honors ELA students surprised her with really awesome T-shirts that most of the class wore on 12/6/2021. This was done to show solidarity with Mrs. Kuhl. The students really like how she always fights for what she believes is correct and in the best interest of her students. The front of the t-shirts is emblazoned with the moniker, "Honors ELA is Kuhl." The back of the shirts read "Stay Gold," a homage to one of Mrs. Kuhl's favorite novels, *The Outsiders*.

Covid-19 Screenings

HSMS has administered over 3,500 Covid-19 rapid tests. I was beginning to think we were running a health clinic, not a school. Prior to Christmas vacation, our county had seen a drop off in activity. Last year, our numbers spiked after Thanksgiving. However, we didn't see an infection between Thanksgiving and Christmas. The lack of infections was a needed relief, as it allowed students to learn, teachers to teach, counselors to counsel, and administrators to administer. I mentioned to Dr. Hughes how nice it is to not spend the first two hours of the day screening for Covid. It really felt normal, and provided a huge stress reliever. Fast forward to January, back in full testing mode.

Basketball at HSMS

Up and down the Owens Valley, schools are not participating in basketball this year, just like last year. The Bishop Paiute tribal league was also canceled this year. Crystal Martinez, HSMS AD, has come up with a unique plan in an attempt to get kids playing basketball and connected to HSMS. This year's program will be set up like AYSO to be played intramurally. During tryouts, students will be graded on ability, then spread equally among the teams in an effort to create parity amongst the teams. According to Ms. Martinez, the intramural program would last approximately 8 weeks. All games would be played on the HSMS blacktop.

***As of 1/14/2022, Basketball is being postponed.**

Federal Program Monitoring (FPM)

On December 3rd, HSMS was notified of the FPM findings. According to FPM, "The LEA is required to resolve each Federal Program Monitoring (FPM) finding within 45 calendar days which ends on 01/17/2022. Corrective actions made to resolve findings must be implemented at all sites in the LEA and the new procedures must be used in the future." FPM monitored HSMS in two program areas, Physical Education and English Language Learners. The Physical Education program took a hit mainly due to the Drill Team and Color Guard. According to the monitor, it is unclear if the DT/CG students are receiving 400 minutes in Physical Education every two weeks. According to FPM, HSMS had two findings in Physical Education that need to be addressed. Great News to report. HSMS has met all the goals for PE FPM. We fared worse in ELL findings. FPM discovered 12 findings for the district, with 6 findings related to HSMS. We are working to rectify all these findings as well.

Before and After School Tutoring

The Breakfast Club is going well. Ms. Batcheller has around 5-7 regular students that come and get support in a variety of ways, as well as getting an early morning breakfast. As our temps begin to dip for the next couple of months I expect more kids to utilize the program. Additionally, the amount of students using the Breakfast club increases around the grade reporting periods. In the afternoon we have TiAna Vargas' program operating M-F. She has a sizable group, daily. Her afterschool program hosts around 16 students. In that program, students get a healthy snack and tons of assistance in completing missing assignments. Mr. Willy and Ms. Hernandez, each operate after school homework groups as well. Willy has his doors open M-F, while Ms. Hernandez assists students on T-TH.

1st Semester Grading Comparison between 2020/2021

	A TTL/PCT		B TTL/PCT		C TTL/PCT		D TTL/PCT		F TTL/PCT		TTL GPA
2020	1338	41.8	599	18.7	427	13.4	447	14.0	337	10.5	**2.68**
2021	1398	46.8	620	20.8	406	13.6	289	9.7	139	4.7	**3.05**

What a difference a year makes, all though students are being quarantined. This chart shows why students need to learn in person.

iReady Diagnostic

The next few pages show the iReady diagnostic information. Although we are only showing data for approximately 75-80% of the students. The results are trending in the right direction, improvement across the board for all three grade levels! Kudos to the HSMS staff for making this growth happen.

Diagnostic Results

School	HOME STREET MIDDLE SCHOOL
Subject	Reading
Academic Year	2021 - 2022
Diagnostic	Winter Diag
Prior Diagnostic	Fall (Beginning of Year - November 15)
Placement Definition	Standard View

Students Assessed/Total: **315/431**

Overall Placement

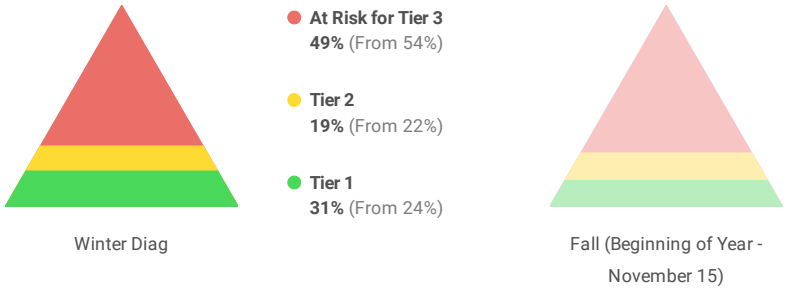

Placement By Domain

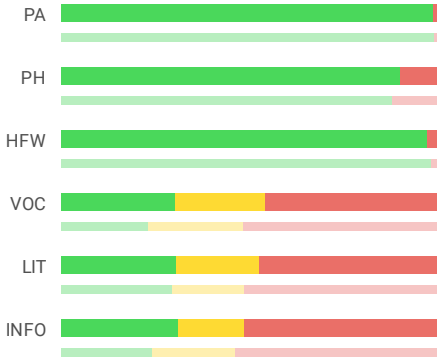

Switch Table View: Placement Summary

Show Results By: Grade

Showing 3 of 3

Grade		Overall Grade-Level Placement	Students Assessed/Total
Grade 6	Winter Diag	32% 22% 46%	104/133
	Fall (Beginning of Year - November 15)	23% 24% 53%	
Grade 7	Winter Diag	29% 14% 57%	108/161
	Fall (Beginning of Year - November 15)	25% 15% 60%	
Grade 8	Winter Diag	34% 22% 44%	103/137
	Fall (Beginning of Year - November 15)	25% 26% 49%	

© Curriculum Associates, LLC, All Rights Reserved. | **i-Ready.com**

Diagnostic Results

School	HOME STREET MIDDLE SCHOOL
Subject	Reading
Academic Year	2021 - 2022
Diagnostic	Winter Diag
Prior Diagnostic	Fall (Beginning of Year - November 15)

Overall Placement

Students Assessed/Total: **315/431**

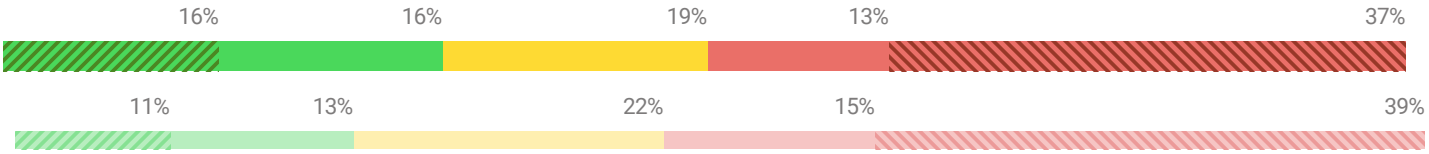

Mid or Above Grade Level	Early On Grade Level	One Grade Level Below	Two Grade Levels Below	Three or More Grade Levels Below
50 Students	**49 Students**	**61 Students**	**40 Students**	**115 Students**
(From 36 Students)	(From 41 Students)	(From 68 Students)	(From 47 Students)	(From 123 Students)

Placement by Domain

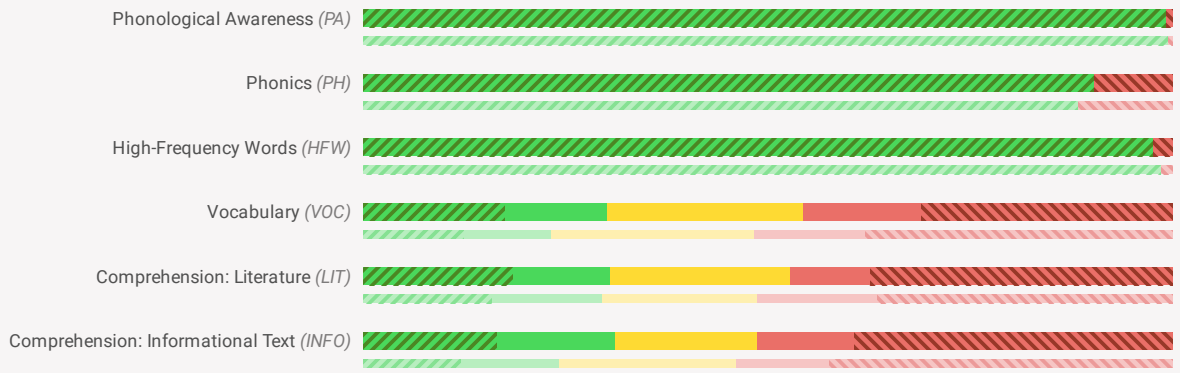

Switch Table View: Placement Summary

Show Results By: Grade

Showing 3 of 3

Grade		Overall Grade-Level Placement						Students Assessed/Total
Grade 6	Winter Diag		13%	18%	22%	13%	33%	104/133
	Fall (Beginning of Year - November 15)		13%	11%	24%	15%	38%	

© Curriculum Associates, LLC, All Rights Reserved. | **i-Ready.com**

Diagnostic Results

School	HOME STREET MIDDLE SCHOOL
Subject	Reading
Academic Year	2021 - 2022
Diagnostic	Winter Diag
Prior Diagnostic	Fall (Beginning of Year - November 15)

Grade		Overall Grade-Level Placement						Students Assessed/Total
Grade 7	Winter Diag		17%	12%	14%	19%	38%	108/161
	Fall (Beginning of Year - November 15)		13%	12%	15%	18%	43%	
Grade 8	Winter Diag		17%	17%	22%	5%	39%	103/137
	Fall (Beginning of Year - November 15)		9%	17%	26%	12%	37%	

© Curriculum Associates, LLC, All Rights Reserved. | **i-Ready.com**

Diagnostic Results

School	HOME STREET MIDDLE SCHOOL
Subject	Math
Academic Year	2021 - 2022
Diagnostic	Winter Diag
Prior Diagnostic	Fall (Beginning of Year - November 15)
Placement Definition	Standard View

Students Assessed/Total: **356/431**

Overall Placement

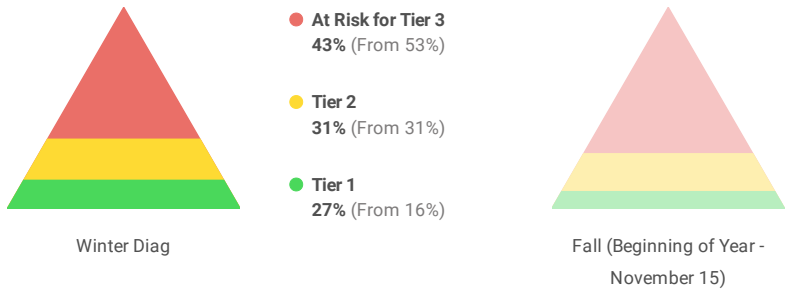

Placement By Domain

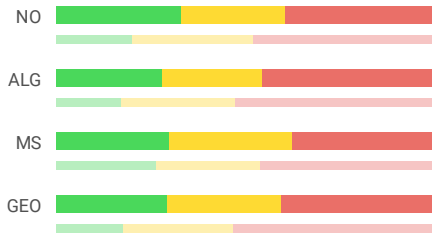

Switch Table View

Placement Summary

Show Results By

Grade

Showing 3 of 3

Grade		Overall Grade-Level Placement	Students Assessed/Total
Grade 6	Winter Diag	32% 32% 37%	114/133
	Fall (Beginning of Year - November 15)	18% 32% 49%	
Grade 7	Winter Diag	22% 35% 43%	135/161
	Fall (Beginning of Year - November 15)	16% 27% 58%	
Grade 8	Winter Diag	27% 24% 49%	107/137
	Fall (Beginning of Year - November 15)	14% 36% 50%	

© Curriculum Associates, LLC, All Rights Reserved. | **i-Ready.com**

Diagnostic Results

School	HOME STREET MIDDLE SCHOOL
Subject	Math
Academic Year	2021 - 2022
Diagnostic	Winter Diag
Prior Diagnostic	Fall (Beginning of Year - November 15)

Overall Placement

Students Assessed/Total: **356/431**

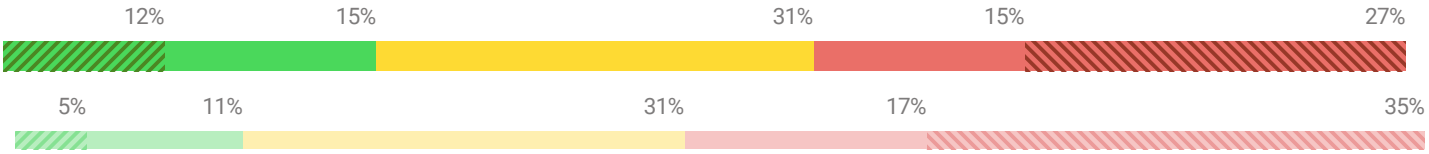

Mid or Above Grade Level	Early On Grade Level	One Grade Level Below	Two Grade Levels Below	Three or More Grade Levels Below
41 Students	**54 Students**	**109 Students**	**55 Students**	**97 Students**
(From 18 Students)	(From 39 Students)	(From 111 Students)	(From 62 Students)	(From 126 Students)

Placement by Domain

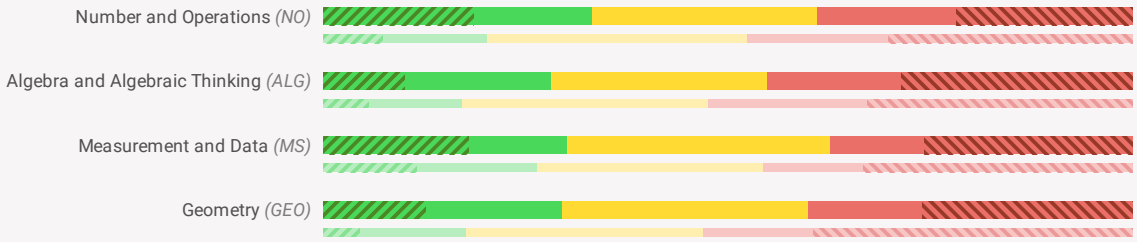

Switch Table View

Placement Summary

Show Results By

Grade

Showing 3 of 3

Grade		Overall Grade-Level Placement						Students Assessed/Total
Grade 6	Winter Diag		15%	17%	32%	14%	23%	114/133
	Fall (Beginning of Year - November 15)		7%	11%	32%	23%	26%	
Grade 7	Winter Diag		11%	11%	35%	18%	25%	135/161
	Fall (Beginning of Year - November 15)		5%	10%	27%	16%	42%	

© Curriculum Associates, LLC, All Rights Reserved. | **i-Ready.com**

Diagnostic Results

School	HOME STREET MIDDLE SCHOOL
Subject	Math
Academic Year	2021 - 2022
Diagnostic	Winter Diag
Prior Diagnostic	Fall (Beginning of Year - November 15)

Grade		Overall Grade-Level Placement						Students Assessed/Total
Grade 8	Winter Diag		8%	19%	24%	14%	35%	107/137
	Fall (Beginning of Year - November 15)		3%	11%	36%	14%	36%	

© Curriculum Associates, LLC, All Rights Reserved. | **i-Ready.com**