



Annual Report

Of the Arizona Superintendent of Public Instruction

Volume I

Fiscal Year 2021-2022

- ◆ Annual Financial Reports by District
- ◆ Annual Financial Reports by Charter

Tom Horne, Superintendent

January 2023

In compliance with ARS §15-255

Table of Contents

Volume I	Page
Superintendent of Public Instruction Letter	1
<u>General Statistical Information</u>	
State of Arizona General Fund Expenditures	3
Percent of Revenue by Year by Source	4
Maintenance and Operation Fund Expenditures by Year	5
Resident ADM History and Distribution	6
Distribution of School Districts by ADM and Size	7
State Summary of Number and Type of Public Schools	8
Arizona Online Instruction (AOI) Average Daily Membership (ADM)	9
State Summary by Grade of Pupil Enrollment - Districts Only	14
State Summary by Grade of Pupil Enrollment - Charters Only	15
<u>Arizona Department of Education - Financial</u>	
Financial Services State Funds	16
Financial Services Federal – Grants In Aid	18
Annual Financial Report of the County School Superintendents	22
Institutional and Residential Voucher Payment Summary by Disability Category	26
Arizona State Schools for the Deaf and Blind (ASDB) - Summary of Financial Data	27
Food Service Program Information.....	28
Arizona School Districts State Summary of Financial Data.....	41
Arizona Charter Schools State Summary of Financial Data.....	42
Current Expenditures and Per Pupil Expenditure Amounts - Definitions.....	43
Current Expenditures by Type of District and Charter Schools.....	47
Current Expenditures for Districts.....	I-1
Current Expenditures for Charter Schools.....	II-1
Expenditures by Fund for Districts.....	III-1
Expenditures by Project for Charter Schools.....	IV-1
 Volume II	
Section I – District Financial Information	
Arizona School District Financial and Statistical Data - Definitions.....	I-1
Arizona School District Summary of Financial Data by County ¹	I-6
Arizona School District State Totals	I-256
Index of School District, County, and State Summaries	I-257
Section II – Charter Financial Information	
Arizona Charter Financial and Statistical Data – Definitions.....	II-1
Arizona Charter Summary of Financial Data	II-4
Arizona Charter State Totals	II-436
Index of Charter State Summaries	II-437

¹Arizona School District Summary of County Totals is at the End of Each County Section.



Arizona Department of Education

Office of Superintendent Tom Horne

January 13, 2023

The Honorable Katie Hobbs
Governor of the State of Arizona
1700 West Washington Street
Phoenix, AZ 85007

Dear Governor Hobbs:

On behalf of the Arizona Department of Education, I am pleased to present to you, the Legislature, Arizona's public schools, and all Arizona citizens, the Superintendent's Annual Report for Fiscal Year 2021-2022, as required by 15-255, Arizona Revised Statutes.

On behalf of our team at the Arizona Department of Education, we look forward to partnering with you, the Legislature, the business community, and education leaders to ensure Arizona's education system achieves excellence.

Sincerely,

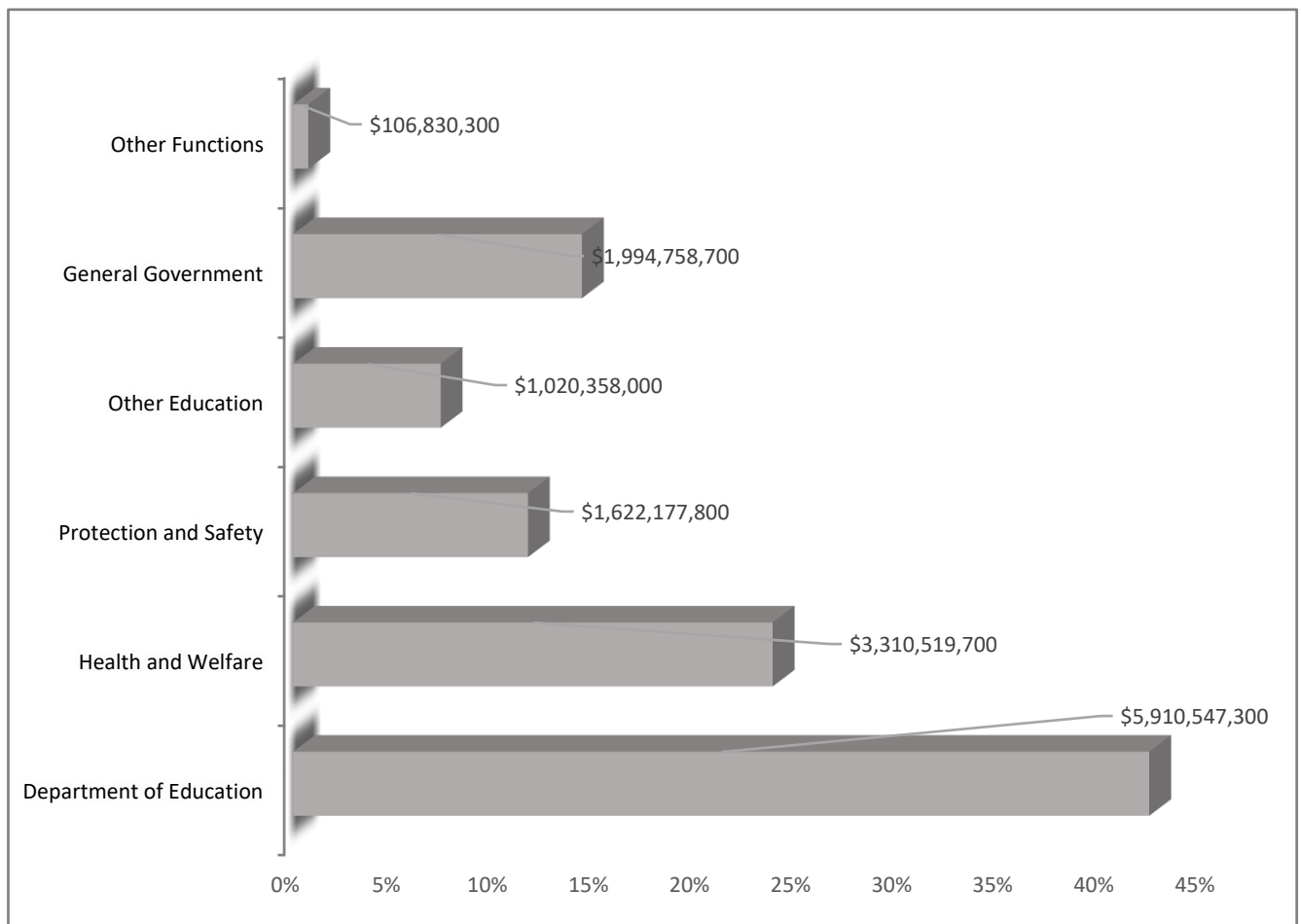
A handwritten signature in black ink that reads "Tom Horne".

Tom Horne
Superintendent of Public Instruction

State of Arizona General Fund Expenditures

The general fund appropriation for the State of Arizona in 2021-22 was \$13,965,191,800.¹ The total for all education, which includes the Board of Regents, community colleges, and universities, was \$6,930,905,300 or 49.63 percent of the total appropriation. The Department of Education was appropriated \$5,910,547,300 or 42.32 percent of the total appropriation. The following chart represents a summary of the general fund appropriation by governmental function. The majority of the amount of the general fund appropriation to the Department of Education is distributed to local school districts and charter schools in state equalization assistance and additional state aid.

2021-22 STATE GENERAL FUND SUMMARY OF APPROPRIATED FUNDS BY FUNCTION



¹ Office of the Joint Legislative Budget Committee, State of Arizona. General Fund Annual Expenditures for Each Agency Historical Spending. FY 1979-FY 2023 (8/5/2022). *General Fund Operating Budget Spending* annual report. Accessed 9/20/2022 at: <https://www.azjlbcc.gov/historical-comparisons/>

Percent of Revenue by Year by Source

Fiscal Year	Total Revenues	Percent Federal	Percent State	Percent County	Percent Intermediate	Percent Local
2011-12 Districts	\$8,222,060,909	14.64%	36.34%	3.24%	0.00%	45.78%
2011-12 Charters	\$958,116,004	8.45%	83.88%	0.00%	0.11%	7.56%
2011-12 Total	\$9,180,176,913	13.99%	41.30%	2.90%	0.01%	41.79%
2012-13 Districts	\$8,291,471,122	14.19%	36.89%	3.28%	0.00%	45.64%
2012-13 Charters	\$1,093,452,422	9.02%	83.32%	0.00%	0.07%	7.59%
2012-13 Total	\$9,384,923,544	13.59%	42.30%	2.89%	0.01%	41.21%
2013-14 Districts	\$8,414,128,757	13.14%	37.98%	3.25%	0.00%	45.63%
2013-14 Charters	\$1,207,165,199	7.63%	84.43%	0.00%	0.07%	7.87%
2013-14 Total	\$9,621,293,956	12.45%	43.81%	2.84%	0.01%	40.89%
2014-15 Districts	\$8,599,799,578	13.43%	37.92%	3.27%	0.00%	45.38%
2014-15 Charters	\$1,297,757,909	8.82%	83.41%	0.00%	0.08%	7.69%
2014-15 Total	\$9,897,557,487	12.83%	43.89%	2.84%	0.01%	40.44%
2015-16 Districts	\$8,831,579,351	13.55%	39.27%	3.24%	0.00%	43.94%
2015-16 Charters	\$1,445,941,003	7.28%	84.73%	0.00%	0.09%	7.90%
2015-16 Total	\$10,277,520,35	12.67%	45.67%	2.78%	0.01%	38.87%
2016-17 Districts	\$8,776,027,556	13.66%	39.28%	3.31%	0.00%	43.75%
2016-17 Charters	\$1,531,251,510	7.12%	84.66%	0.00%	0.15%	8.08%
2016-17 Total	\$10,307,279,06	12.69%	46.03%	2.82%	0.02%	38.45%
2017-18 Districts	\$9,087,662,180	13.15%	39.71%	3.18%	0.00%	43.95%
2017-18 Charters	\$1,650,130,918	7.14%	84.24%	0.00%	0.11%	8.51%
2017-18 Total	\$10,737,793,09	12.23%	46.56%	2.70%	0.02%	38.51%
2018-19 Districts	\$9,799,247,310	12.89%	42.15%	2.98%	0.00%	41.99%
2018-19 Charters	\$1,872,341,758	7.20%	84.28%	0.00%	0.04%	8.48%
2018-19 Total	\$11,671,589,06	11.97%	48.91%	2.50%	0.01%	36.62%
2019-20 Districts	\$10,245,693,55	12.19%	44.48%	3.03%	0.00%	40.30%
2019-20 Charters	\$1,994,852,340	7.29%	85.89%	0.00%	0.15%	6.67%
2019-20 Total	\$12,240,545,89	11.39%	51.23%	2.54%	0.02%	34.82%
2020-21 Districts	\$10,619,654,91	17.84%	40.27%	3.00%	0.00%	38.88%
2020-21 Charters	\$2,283,843,192	14.21%	80.42%	0.00%	0.02%	5.34%
2020-21 Total	\$12,903,498,10	17.20%	47.38%	2.47%	0.00%	32.95%
2021-22 Districts	\$12,024,584,80	19.63%	40.91%	2.72%	0.00%	36.75%
2021-22 Charters	\$2,537,186,502	15.14%	78.64%	0.00%	0.12%	6.10%
2021-22 Total	\$14,561,771,30	18.85%	47.48%	2.24%	0.02%	31.41%

Maintenance and Operation Fund Expenditures by Year

The \$8,289,201,890 total expenditures for Maintenance and Operation (M&O)* for FY 2022 represents a 6.3 % change over FY 2021 M&O expenditures.

Fiscal Year	M&O Expenditures*	Dollar Change	Percent Change
2012-13 Districts	\$5,221,462,476	\$58,183,348	1.1%
2012-13 Charters	\$925,913,717	\$110,361,376	13.5%
2012-13 Total	\$6,147,376,193	\$168,544,724	2.8%
2013-14 Districts	\$5,262,939,817	\$41,477,341	0.8%
2013-14 Charters	\$1,008,468,261	\$82,554,544	8.9%
2013-14 Total	\$6,271,408,078	\$124,031,885	2.0%
2014-15 Districts	\$5,337,019,742	\$74,079,925	1.4%
2014-15 Charters	\$1,073,951,698	\$65,483,437	6.5%
2014-15 Total	\$6,410,971,440	\$139,563,362	2.2%
2015-16 Districts	\$5,374,427,598	\$37,407,856	0.7%
2015-16 Charters	\$1,172,760,103	\$98,808,405	9.2%
2015-16 Total	\$6,547,187,701	\$136,216,261	2.1%
2016-17 Districts	\$5,668,979,645	\$294,552,047	5.5%
2016-17 Charters	\$1,290,150,277	\$117,390,174	10.0%
2016-17 Total	\$6,959,129,922	\$411,942,221	6.3%
2017-18 Districts	\$5,733,676,610	\$64,696,966	1.1%
2017-18 Charters	\$1,400,432,565	\$110,282,288	8.5%
2017-18 Total	\$7,134,109,175	\$174,979,254	2.5%
2018-19 Districts	\$6,124,329,305	\$390,652,695	6.8%
2018-19 Charters	\$1,525,642,155	\$125,209,590	8.9%
2018-19 Total	\$7,649,971,460	\$515,862,285	7.2%
2019-20 Districts	\$6,256,540,818	\$132,211,512	2.2%
2019-20 Charters	\$1,609,095,898	\$83,453,743	5.5%
2019-20 Total	\$7,865,636,716	\$215,665,255	2.8%
2020-21 Districts	\$6,156,476,916	-\$100,063,902	-1.6%
2020-21 Charters	\$1,642,443,152	\$33,347,254	2.1%
2020-21 Total	\$7,798,920,068	-\$66,716,648	-0.8%
2021-22 Districts	\$6,513,430,301	\$356,953,385	5.8%
2021-22 Charters	\$1,775,771,590	\$133,328,438	8.1%
2021-22 Total	\$8,289,201,890	\$490,281,823	6.3%

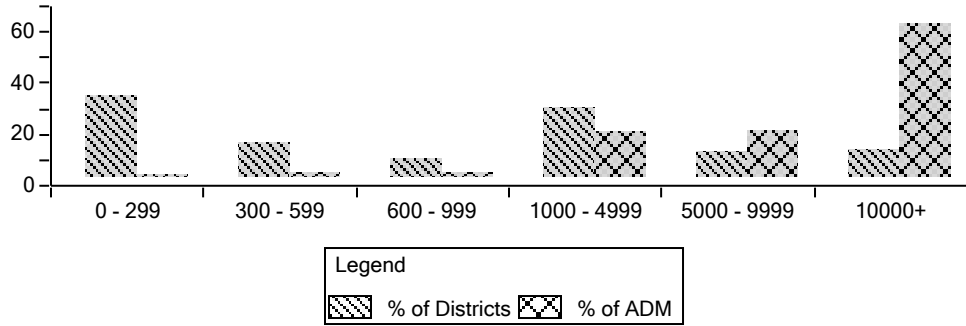
* Charter Schools are not required to distinguish expenditures for capital from those expenditures made for M&O purposes. District Total M&O Expenditures do not include capital purchases.

Resident ADM History and Distribution

Fiscal Year	Preschool Disabled ADM	Elementary ADM *	Secondary ADM	Total ADM *	Percent Change
2013-14 Districts	4,192	588,997	298,010	891,199	
2013-14 Charter Schools		106,292	43,370	149,662	
2013-14 Total	4,192	695,289	341,380	1,040,861	
2014-15 Districts	4,228	614,306	303,006	921,540	
2014-15 Charter Schools		116,688	44,448	161,136	
2014-15 Total	4,228	730,994	347,454	1,082,676	3.86%
2015-16 Districts	4,388	607,941	305,963	918,292	
2015-16 Charter Schools		118,323	46,028	164,351	
2015-16 Total	4,388	726,264	351,991	1,082,643	0.00%
2016-17 Districts	4,727	604,625	308,635	917,987	
2016-17 Charter Schools		128,618	51,051	179,669	
2016-17 Total	4,727	733,243	359,686	1,097,656	1.37%
2017-18 Districts	4,892	598,934	312,095	915,921	
2017-18 Charter Schools		133,147	53,556	186,703	
2017-18 Total	4,892	732,081	365,651	1,102,624	0.45%
2018-19 Districts	4,909	589,910	313,189	908,008	
2018-19 Charter Schools		142,421	56,616	199,037	
2018-19 Total	4,909	732,331	369,805	1,107,045	0.40%
2019-20 Districts	5,204	586,366	317,800	909,370	
2019-20 Charter Schools		144,729	57,904	202,633	
2019-20 Total	5,204	731,095	375,704	1,112,003	0.45%
2020-21 Districts	4,075	544,722	310,505	859,302	
2020-21 Charter Schools		160,716	60,045	220,761	
2020-21 Total	4,075	705,438	370,550	1,080,063	-2.96%
2021-22 Districts	4,189	550,072	323,455	877,716	
2021-22 Charter Schools		160,503	60,336	220,839	
2021-22 Total	4,189	710,575	383,791	1,098,555	1.68%

* Elementary ADM spans grades K - 8.

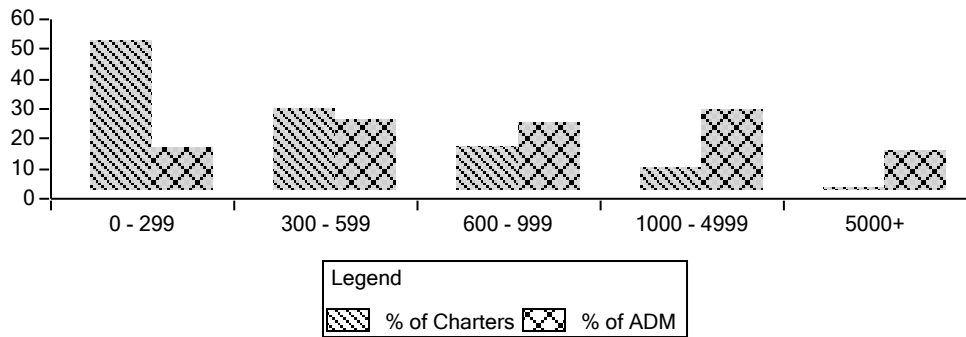
Distribution of School Districts by ADM and Size



Group	ADM	% of ADM	No. of Districts	% of Districts
0 - 299	7,976	0.9%	75	31.9%
300 - 599	13,163	1.5%	31	13.2%
600 - 999	13,514	1.5%	17	7.2%
1000 - 4999	156,593	17.8%	64	27.2%
5000 - 9999	159,806	18.2%	23	9.8%
10000+	526,665	60.0%	25	10.6%
Total	877,716	100.0%	235	100.0%

The total district fall enrollment for FY 2021-22 was 900,715. A breakdown of school district enrollment by racial and ethnic background is included on page 14.

Distribution of Charter Districts by ADM and Size



Group	ADM	% of ADM	No. of Districts	% of Districts
0 - 299	31,130	14.1%	215	49.8%
300 - 599	51,783	23.4%	118	27.3%
600 - 999	49,471	22.4%	63	14.6%
1000 - 4999	59,380	26.9%	32	7.4%
5000+	29,075	13.2%	4	0.9%
Total	220,839	100.0%	432	100.0%

The total charter fall enrollment for FY 2021-22 was 231,637. A breakdown of charter school enrollment by racial and ethnic background is included on page 15.

State Summary of Number and Type of Public Schools

County	TD*	Elementary		High School		Unified			Charter Schools			Accommodation					
		Districts	Schools	Districts	Schools	Districts	Elem. Schools	High Schools	Combined Schools	Charter Districts	Elem. Schools	High Schools	Combined Schools	Districts	Elem. Schools	High Schools	Combined Schools
Apache	0	4	4	0	0	7	23	9	3	0	0	0	0	0	0	0	0
Cochise	0	10	12	1	1	9	24	9	4	3	3	2	2	3	1	0	0
Cocoonino	1	1	1	0	0	6	22	8	4	10	7	0	3	0	3	1	1
Gila	0	3	4	0	0	5	11	5	3	2	1	0	1	0	0	0	1
Graham	1	2	2	0	0	4	11	7	2	2	2	0	0	0	0	0	0
Greenlee	0	1	1	0	0	2	3	2	0	0	0	0	0	0	0	0	0
La Paz	0	4	5	1	1	1	4	2	0	0	0	0	0	0	0	0	0
Maricopa	0	34	322	6	53	15	321	32	41	299	211	100	73	1	1	1	0
Mohave	0	7	15	1	3	5	22	5	3	8	8	3	2	0	0	0	0
Navajo	0	0	0	0	0	11	35	12	1	2	0	2	0	0	2	0	0
Pima	2	3	4	0	0	11	169	36	11	63	52	33	18	1	0	2	1
Pinal	0	8	25	2	5	8	35	8	9	14	10	3	3	1	1	1	0
Santa Cruz	0	3	3	1	1	2	12	3	1	5	5	1	0	0	0	0	0
Yavapai	1	10	15	1	2	9	26	8	6	19	15	3	4	0	2	0	0
Yuma	0	7	47	2	9	0	0	0	0	5	3	3	1	0	0	0	0
TOTAL	5	97	460	15	75	95	718	146	88	432	317	150	107	9	5	12	3

Total Elementary Schools = 1,500

Total High Schools = 383

Total Combined Schools = 198

Total Number of Schools/Sites = 2,081

The three Combined Schools columns represent schools that serve students in one or more grades in both Elementary School grades (PS, KG & 1-8) and High School grades (9-12).

The above table includes charter Arizona Online Instruction (AOI) schools and district AOI schools.

This list excludes 14 Career and Technical Education Districts (CTEDs). Additionally, 240 CTED sites are excluded. CTEDs operate satellite sites or programs on the campuses of their member districts as well as Centralized campuses throughout the CTED district.

* Total number of transporting districts

**Arizona Online Instruction Average Daily Membership (ADM)
School Year 2021 - 2022
A.R.S. §15-808 Arizona Online Instruction (AOI)**

District / Charter	AOI School	ADM by Grade						Total AOI Students	
		K - 8		9 - 12		K - 12			
		Full-Time	Part-Time	Full-Time	Part-Time	Full-Time	Part-Time		
Agua Fria Union High School District	Coldwater Academy	0.0	0.0	137.0	0.0	137.0	0.0	137.0	483
Alhambra Elementary District	Arizona K-8 Online Academy	219.1	28.9	0.0	0.0	219.1	28.9	248.0	473
Amphitheater Unified District	Amphi Academy Online	116.9	23.2	102.8	24.7	219.7	48.0	267.7	559
Antelope Union High School District	AUHS Online Academy	0.0	0.0	0.5	0.0	0.5	0.0	0.5	9
Bagdad Unified District	Sultan Virtual Academy	10.2	0.0	11.1	0.0	21.3	0.0	21.3	39
Balsz Elementary District	Balsz Online Academy (B.O.A.)	53.1	0.0	0.0	0.0	53.1	0.0	53.1	172
Benson Unified School District	Benson Digital Learning Center Online	18.4	0.0	27.3	0.2	45.7	0.2	45.8	91
Bisbee Unified District	Copper Credits	0.1	0.0	0.4	0.0	0.4	0.0	0.4	19
Blue Ridge Unified School District No. 32	Blue Ridge High School Online	0.0	0.0	0.7	0.3	0.7	0.3	0.9	30
Buckeye Elementary District	BESD Virtual	51.8	0.0	0.0	0.0	51.8	0.0	51.8	73
Buckeye Union High School District	BUHSD Institute of Online Learning	0.0	0.0	130.5	4.3	130.5	4.3	134.7	470
Camp Verde Unified District	Camp Verde Online	0.0	0.0	54.0	1.7	54.0	1.7	55.7	162
Cartwright Elementary District	Cartwright Virtual Academy	397.4	0.0	0.0	0.0	397.4	0.0	397.4	784
Casa Grande Elementary District	CGESD Online Learning Academy	222.3	10.5	0.0	0.0	222.3	10.5	232.8	380
Casa Grande Union High School District	Casa Grande Union High School District Online	0.0	0.0	125.7	3.5	125.7	3.5	129.2	256
Cave Creek Unified District	Cave Creek Academy of Excellence	15.4	6.9	13.8	9.9	29.2	16.9	46.0	88
Chandler Unified District #80	Chandler Online Academy	416.3	8.5	192.7	94.3	609.1	102.8	711.8	1,690
Chinle Unified District	Hozho Online Academy	566.5	0.0	201.4	0.0	767.9	0.0	767.9	1,348
Coconino County Accommodation School District	CCASD Online Instruction	0.0	0.0	9.5	3.1	9.5	3.1	12.6	63
Colorado River Union High School District	CRUHSD Academy	0.0	0.0	97.3	0.0	97.3	0.0	97.3	321
Coolidge Unified District	Coolidge Virtual Academy	46.3	0.0	52.9	0.0	99.2	0.0	99.2	328
Cottonwood-Oak Creek Elementary District	Verde Tech	7.2	0.0	7.1	0.0	14.3	0.0	14.3	59
Crane Elementary District	Crane iLearning Academy	51.7	0.6	0.0	0.0	51.7	0.6	52.3	193
Creighton Elementary District	Creighton Virtual Academy	157.9	0.0	0.0	0.0	157.9	0.0	157.9	295
Deer Valley Unified District	Aspire, Deer Valley's Online Academy	367.3	0.0	157.2	33.1	524.6	33.1	557.6	1,112
Dysart Unified District	Dysart iSchool	0.0	0.0	93.4	117.9	93.4	117.9	211.3	1,949
Flagstaff Unified District	Northern Arizona Distance Learning	27.4	0.0	37.7	4.5	65.1	4.5	69.6	230

A.R.S. §15-808 allows for the State Board of Education to select traditional public schools and the State Board for Charter Schools to sponsor charter schools to be online course providers or online schools. Included here are the fundable ADM generated for each of the Arizona Online Instruction (AOI) schools as well as the total number of students enrolled throughout the year. ADM and enrollment counts reported here are also included in other district and charter reports.

**Arizona Online Instruction Average Daily Membership (ADM)
School Year 2021 - 2022
A.R.S. §15-808 Arizona Online Instruction (AOI)**

District / Charter	AOI School	ADM by Grade						Total AOI Students	
		K - 8		9 - 12		K - 12			
		Full-Time	Part-Time	Full-Time	Part-Time	Full-Time	Part-Time		
Florence Unified School District	Florence Virtual Academy	130.5	0.0	134.5	0.0	265.0	0.0	265.0	479
Flowing Wells Unified District	Flowing Wells Digital Campus	1.3	0.0	42.1	0.7	43.4	0.7	44.2	375
Fountain Hills Unified District	Fountain Hills Virtual Academy	9.8	0.0	17.9	0.0	27.7	0.0	27.7	89
Fowler Elementary District	Fowler Elementary School District Virtual Academy	319.8	0.0	0.0	0.0	319.8	0.0	319.8	422
Gilbert Unified District	GPS Global Academy	263.4	6.2	112.8	77.1	376.2	83.3	459.5	1,789
Glendale Elementary District	Glendale Elementary Online (G.E.O.) Learning	289.1	0.0	0.0	0.0	289.1	0.0	289.1	412
Glendale Union High School District	Glendale Union Online	0.0	0.0	446.5	0.0	446.5	0.0	446.5	1,194
Globe Unified District	Tiger Knowledge Online (TKO)	24.7	0.0	15.9	0.0	40.6	0.0	40.6	109
Higley Unified School District	Higley Virtual Academy	84.4	0.0	71.6	28.7	156.0	28.7	184.8	416
Humboldt Unified District	Bradshaw Mountain Online Academy	0.0	0.0	23.9	0.4	23.9	0.4	24.3	183
Isaac Elementary District	Isaac Online Prep Academy	224.0	0.0	0.0	0.0	224.0	0.0	224.0	350
J O Combs Unified School District	Combs Online School for Success	38.0	0.0	50.0	0.0	88.0	0.0	88.0	283
Kingman Unified School District	Kingman Online Learning Academy (KOLA) Elementary School	21.1	0.0	0.0	0.0	21.1	0.0	21.1	77
Kingman Unified School District	Kingman Online Learning Academy (KOLA) High School	0.0	0.0	63.6	1.0	63.6	1.0	64.7	208
Kingman Unified School District	Kingman Online Learning Academy (KOLA) Middle School	37.8	0.2	0.0	0.0	37.8	0.2	38.0	127
Kyrene Elementary District	Kyrene Digital Academy	655.1	0.8	0.0	0.0	655.1	0.8	655.9	886
Lake Havasu Unified District	Havasunonline	14.7	0.0	65.5	0.0	80.2	0.0	80.2	247
Laveen Elementary District	Laveen Online Academy	140.8	0.0	0.0	0.0	140.8	0.0	140.8	206
Litchfield Elementary District	Digital Learning Academy	335.4	0.0	0.0	0.0	335.4	0.0	335.4	450
Littleton Elementary District	LES D Online Academy	151.9	0.0	0.0	0.0	151.9	0.0	151.9	275
Marana Unified District	Marana Distance Learning	17.0	11.2	19.8	29.0	36.7	40.3	77.0	303
Maricopa Unified School District	Maricopa Virtual Academy	224.5	0.0	151.8	0.0	376.3	0.0	376.3	560
Mesa Unified District	Mesa Distance Learning Program	42.2	2.6	92.1	99.0	134.4	101.6	236.0	868
Miami Unified District	Miami Virtual Program	565.6	0.8	122.5	0.0	688.2	0.8	688.9	933
Mingus Union High School District	Mingus Online Academy	0.0	0.0	46.4	12.9	46.4	12.9	59.3	539
Mohave Valley Elementary District	Mohave Valley Connections Academy	9.3	0.0	0.0	0.0	9.3	0.0	9.3	107

A.R.S. §15-808 allows for the State Board of Education to select traditional public schools and the State Board for Charter Schools to sponsor charter schools to be online course providers or online schools. Included here are the fundable ADM generated for each of the Arizona Online Instruction (AOI) schools as well as the total number of students enrolled throughout the year. ADM and enrollment counts reported here are also included in other district and charter reports.

**Arizona Online Instruction Average Daily Membership (ADM)
School Year 2021 - 2022
A.R.S. §15-808 Arizona Online Instruction (AOI)**

District / Charter	AOI School	ADM by Grade						Total AOI Students	
		K - 8		9 - 12		K - 12			
		Full-Time	Part-Time	Full-Time	Part-Time	Full-Time	Part-Time		
Nadaburg Unified School District	Nadaburg Online Virtual Academy	0.0	0.0	6.6	0.0	6.6	0.0	6.6	15
Nogales Unified District	NUSD Online	18.2	0.0	24.2	0.2	42.4	0.2	42.6	357
Page Unified District	Sage & Sand Academy	33.2	0.0	14.4	0.0	47.6	0.0	47.6	142
Paradise Valley Unified District	pVONLINE	107.2	0.8	142.3	13.8	249.5	14.6	264.1	705
Peach Springs Unified District	Music Mountain Academy	0.0	0.0	5.3	0.0	5.3	0.0	5.3	53
Peoria Unified School District	Peoria eCampus	194.7	0.0	80.0	32.6	274.6	32.6	307.2	1,015
Phoenix Elementary District	Phoenix #1 iAcademy	163.1	8.3	0.0	0.0	163.1	8.3	171.4	280
Phoenix Union High School District	PXU Digital Academy	0.0	0.0	779.2	14.4	779.2	14.4	793.5	2,093
Queen Creek Unified District	Queen Creek Virtual Academy	89.4	0.0	166.9	0.4	256.2	0.4	256.6	571
Riverside Elementary District	Riverside Elementary School District (RES D) STEM2 Online School	30.9	0.0	0.0	0.0	30.9	0.0	30.9	59
Roosevelt Elementary District	iAmRSDonline Academy	217.6	0.0	0.0	0.0	217.6	0.0	217.6	352
Round Valley Unified District	Round Valley AOI	7.2	0.8	11.0	0.0	18.2	0.8	19.0	95
Safford Unified District	Henry Dunkerson Pathways Academy	0.0	0.0	17.1	0.2	17.1	0.2	17.3	97
Sahuarita Unified District	Sahuarita Digital Pathways Academy	45.7	0.0	70.2	0.0	115.9	0.0	115.9	221
Sanders Unified District	Lichii' Deezh'ahi Learning Academy	1.0	0.0	2.8	0.0	3.8	0.0	3.8	57
Scottsdale Unified District	Scottsdale Online Learning	112.8	1.4	105.6	13.0	218.4	14.4	232.8	622
Sedona-Oak Creek JUSD #9	Red Rock Academy	2.1	0.0	2.7	0.0	4.7	0.0	4.7	39
Show Low Unified District	WMI ON LINE	2.9	0.1	33.3	0.9	36.2	1.0	37.2	161
Sierra Vista Unified District	SVUSD AOI	0.0	0.0	24.6	0.0	24.6	0.0	24.6	90
Sunnyside Unified District	Sunnyside Online Success Academy	90.2	0.0	60.9	2.9	151.1	2.9	154.0	739
Tempe School District	Tempe Elementary Online Community	199.1	0.2	0.0	0.0	199.1	0.2	199.3	348
Tempe Union High School District	TAPBI	0.0	0.0	45.5	105.6	45.5	105.6	151.1	1,677
Thatcher Unified District	Eagle Online Academy	2.6	0.0	9.5	0.0	12.1	0.0	12.1	43
Tolleson Elementary District	Tolleson Virtual Academy	101.0	0.0	0.0	0.0	101.0	0.0	101.0	159
Tucson Unified District	Catalina Online Learning Experience	8.8	0.2	49.1	1.5	57.9	1.8	59.6	829
Vail Unified District	Vail Innovation Center	32.4	2.3	30.4	2.8	62.8	5.2	68.0	727
Wickenburg Unified District	Wickenburg Virtual Academy	25.9	0.0	78.1	0.0	104.0	0.0	104.0	251

A.R.S. §15-808 allows for the State Board of Education to select traditional public schools and the State Board for Charter Schools to sponsor charter schools to be online course providers or online schools. Included here are the fundable ADM generated for each of the Arizona Online Instruction (AOI) schools as well as the total number of students enrolled throughout the year. ADM and enrollment counts reported here are also included in other district and charter reports.

**Arizona Online Instruction Average Daily Membership (ADM)
School Year 2021 - 2022
A.R.S. §15-808 Arizona Online Instruction (AOI)**

District / Charter	AOI School	ADM by Grade						Total AOI Students	
		K - 8		9 - 12		K - 12			
		Full-Time	Part-Time	Full-Time	Part-Time	Full-Time	Part-Time		
Yuma Elementary District	Yuma District One Digital Learning Academy	61.7	0.0	0.0	0.0	61.7	0.0	61.7	225
Yuma Union High School District	Yuma Online Distance Academy	0.0	0.0	44.2	9.6	44.2	9.6	53.8	199
	District School Totals	7,893.5	114.5	4,734.1	744.3	12,627.6	858.8	13,486.4	35,784
Academy of Mathematics and Science, Inc. Academy	Academy of Math and Science Advanced Virtual Academy	412.5	29.3	0.0	0.0	412.5	29.3	441.8	702
American Leadership Academy, Inc.	AMERICAN LEADERSHIP ACADEMY VIRTUAL	103.7	4.4	72.9	30.6	176.6	35.0	211.6	695
American Virtual Academy	Primavera - Online	1,122.5	22.5	4,097.7	841.9	5,220.2	864.4	6,084.5	17,090
Archway Classical Academy Trivium West	Great Hearts Online - Arizona	406.9	0.0	0.0	0.0	406.9	0.0	406.9	706
Arizona Agribusiness & Equine Center INC.	AAEC Online	0.0	0.0	31.4	0.0	31.4	0.0	31.4	88
Arizona Autism Charter Schools, Inc.	Arizona Autism Charter - Online High School	0.0	0.0	22.5	0.0	22.5	0.0	22.5	31
Arizona Autism Charter Schools, Inc.	Arizona Autism Charter School-Online K-8	54.5	0.0	0.0	0.0	54.5	0.0	54.5	98
Arizona Connections Academy Charter School, Inc.	Arizona Connections Academy	1,871.3	0.0	973.1	0.0	2,844.4	0.0	2,844.4	4,271
Arizona Education Solutions	Astravo Online Academy	732.3	56.9	0.0	0.0	732.3	56.9	789.3	1,444
Arizona Education Solutions	Astravo Online Academy	0.0	0.0	639.3	48.4	639.3	48.4	687.7	1,114
ASU Preparatory Academy Digital	ASU Preparatory Academy Digital	1,805.9	46.7	1,842.8	45.9	3,648.7	92.5	3,741.2	5,434
Blueprint Education	Hope High School Online	0.0	0.0	359.4	39.6	359.4	39.6	399.0	1,041
Carpe Diem Collegiate High School	Desert View Online School	0.0	0.0	6.0	0.0	6.0	0.0	6.0	8
Co-Learn Club, Inc.	Colearn Academy Arizona	163.6	0.0	11.3	0.0	174.8	0.0	174.8	235
Daisy Education Corporation dba Sonoran Science Academy	Sonoran Virtual Academy	93.8	0.0	20.5	0.0	114.4	0.0	114.4	213
Edkey, Inc. - Sequoia Choice Schools	Sequoia Choice School Arizona Distance Learning School	3,385.8	15.2	433.4	44.5	3,819.3	59.8	3,879.0	9,108
Educational Options Foundation	EdOptions HS Learning Center	0.0	0.0	435.0	34.3	435.0	34.3	469.3	1,205
Eduprize Schools, LLC	EDUPRIZE ONLINE INSTRUCTION	35.0	22.6	0.0	2.6	35.0	25.2	60.2	125
E-Institute Charter Schools, Inc.	ThrivePoint Online High School	0.0	0.0	197.3	1.1	197.3	1.1	198.5	810
Freedom Preparatory Academy	Freedom Prep Academy - Mesa	92.1	0.0	33.0	2.6	125.1	2.6	127.6	175
Humanities and Sciences Academy of the United States, Inc.	Humanities and Sciences Academy Arizona	0.0	0.0	1.0	1.6	1.0	1.6	2.6	5

A.R.S. §15-808 allows for the State Board of Education to select traditional public schools and the State Board for Charter Schools to sponsor charter schools to be online course providers or online schools. Included here are the fundable ADM generated for each of the Arizona Online Instruction (AOI) schools as well as the total number of students enrolled throughout the year. ADM and enrollment counts reported here are also included in other district and charter reports.

**Arizona Online Instruction Average Daily Membership (ADM)
School Year 2021 - 2022
A.R.S. §15-808 Arizona Online Instruction (AOI)**

District / Charter	AOI School	ADM by Grade								Total AOI Students
		K - 8		9 - 12		K - 12		Total K-12		
		Full-Time	Part-Time	Full-Time	Part-Time	Full-Time	Part-Time			
Intelli-School, Inc.	IntelliSchool Online	0.0	0.0	0.0	0.1	0.0	0.1	0.1	0.1	1
Kaizen Education Foundation dba Mission Heights Preparatory High School	Leona Connected High School	0.0	0.0	53.1	4.2	53.1	4.2	57.4	57.4	317
LEAD Charter Schools	Leading Edge Academy Online	92.1	0.3	102.5	0.9	194.6	1.2	195.8	195.8	360
Legacy Traditional School - Surprise	Legacy Online Academy	407.2	0.0	0.0	0.0	407.2	0.0	407.2	407.2	721
Leman Academy of Excellence, Inc.	Leman Virtual Academy	241.6	16.8	0.0	0.0	241.6	16.8	258.3	258.3	392
Liberty Traditional Charter School	Arizona Online Charter School	52.6	0.0	0.0	0.0	52.6	0.0	52.6	52.6	82
Ombudsman Educational Services, Ltd., a subsidiary of Educational Services	Ombudsman Online Academy	0.0	0.0	84.4	0.1	84.4	0.1	84.5	84.5	385
Online School of Arizona	Online School of Arizona	0.0	0.0	15.8	0.0	15.8	0.0	15.8	15.8	109
PAS Charter, Inc., dba Intelli-School	PAS Charter Online	0.0	0.0	0.0	0.5	0.0	0.5	0.5	0.5	4
Pathways In Education-Arizona, Inc.	Pathways in Education	0.0	0.0	185.1	1.3	185.1	1.3	186.3	186.3	257
Pillar Charter School	Pillar Academy Online	0.0	0.0	14.7	0.0	14.7	0.0	14.7	14.7	35
Pinnacle Education-Tempe, Inc.	Pinnacle Online High School	77.3	10.5	127.5	44.6	204.8	55.1	259.9	259.9	511
Pinnacle Education-WMCB, Inc.	Pinnacle Online - WMCB	0.0	0.0	96.7	20.4	96.7	20.4	117.1	117.1	183
Portable Practical Educational Preparation, Inc. (PPEP, Inc.)	Arizona Insight Academy	215.1	0.0	1,003.2	0.0	1,218.4	0.0	1,218.4	1,218.4	1,645
Portable Practical Educational Preparation, Inc. (PPEP, Inc.)	Arizona Virtual Academy	4,454.2	0.0	1,368.6	0.0	5,822.8	0.0	5,822.8	5,822.8	7,748
RSD Charter School, Inc.	RSD High School	0.0	0.0	12.6	0.0	12.6	0.0	12.6	12.6	57
SC Jensen Corporation, Inc. dba Intelli-School	SC Jensen Online	0.0	0.0	0.0	0.3	0.0	0.3	0.3	0.3	3
Self Development Charter School	Self Development Online Academy	50.1	0.0	0.0	0.0	50.1	0.0	50.1	50.1	82
Southern Arizona Community Academy, Inc.	SACA Online	0.0	0.0	7.0	0.0	7.0	0.0	7.0	7.0	42
Southgate Academy, Inc.	Southgate Academy Online School	3.0	0.0	4.7	0.0	7.7	0.0	7.7	7.7	66
The Charter Foundation, Inc.	AmeriSchools Academy Online Instruction	11.9	0.0	0.0	0.0	11.9	0.0	11.9	11.9	29
Valor Preparatory Academy, LLC	Valor Preparatory Academy	85.2	0.0	39.5	0.0	124.8	0.0	124.8	124.8	156
West Gilbert Charter Middle School, Inc.	Imagine Online Academy of Arizona	109.5	0.0	0.0	0.0	109.5	0.0	109.5	109.5	272
Charter School Totals		16,079.6	225.2	12,292.2	1,165.4	28,371.8	1,390.6	29,762.4	29,762.4	58,055
Grand Totals		23,973.2	339.7	17,026.3	1,909.7	40,999.5	2,249.4	43,248.9	43,248.9	93,839

A.R.S. §15-808 allows for the State Board of Education to select traditional public schools and the State Board for Charter Schools to sponsor charter schools to be online course providers or online schools. Included here are the fundable ADM generated for each of the Arizona Online Instruction (AOI) schools as well as the total number of students enrolled throughout the year. ADM and enrollment counts reported here are also included in other district and charter reports.

State Summary by Grade of Pupil Enrollment
Districts Only
FY 2021-2022 Race/Ethnicity ¹

	Asian	American Indian, Alaska Native	Black, African American	Hispanic, Latino ²	White	Native Hawaiian, Other Pacific Islander	Multi-Race Non-Hispanic ³	Total
PSD ⁴	499	424	749	7,598	6,535	40	715	16,560
Kindergarten	2,655	1,184	3,096	29,625	20,442	211	2,828	60,041
Grade One	2,778	1,273	3,116	29,507	20,137	203	2,605	59,619
Grade Two	2,831	1,349	3,445	30,933	21,219	225	2,579	62,581
Grade Three	2,964	1,396	3,450	30,689	21,536	263	2,543	62,841
Grade Four	2,978	1,383	3,407	30,582	22,025	205	2,612	63,192
Grade Five	3,127	1,335	3,504	31,149	22,508	261	2,492	64,376
Grade Six	3,129	1,286	3,629	31,787	22,545	230	2,532	65,138
Grade Seven	3,576	1,408	3,745	34,076	24,160	243	2,541	69,749
Grade Eight	3,663	1,585	4,030	36,232	25,009	286	2,670	73,475
Ungraded Elementary	13	17	32	211	139	1	16	429
Total Elementary	28,213	12,640	32,203	292,389	206,255	2,168	24,133	598,001
Grade Nine	3,940	2,041	4,366	39,978	28,400	295	2,913	81,933
Grade Ten	3,673	2,008	4,341	36,918	27,412	326	2,525	77,203
Grade Eleven	3,415	2,059	4,028	34,103	26,788	274	2,242	72,909
Grade Twelve	3,639	2,236	3,941	32,693	26,208	275	1,969	70,961
Total Secondary	14,667	8,344	16,676	143,692	108,808	1,170	9,649	303,006
Grand Total	42,880	20,984	48,879	436,081	315,063	3,338	33,782	901,007

Prior Year State Fall Enrollment
FY 2020-2021

Elementary	570,155
Secondary	290,360
Total	873,756

¹ Fiscal Year 2021-2022 is using state fall enrollment data provided by ADE's Accountability & Research unit.

² Fiscal Year 2021-2022 enrollment data lists Hispanic, Latino as its own category and not as an ethnic subset of a specific race.

³ Students reported with multiple races.

⁴ Preschool Children with Disabilities.

State Summary by Grade of Pupil Enrollment
Charters Only
FY 2021-2022 Race/Ethnicity ¹

	Asian	American Indian, Alaska Native	Black, African American	Hispanic, Latino ²	White	Native Hawaiian, Other Pacific Islander	Multi-Race Non-Hispanic ³	Total
PSD ⁴	-	-	-	-	-	-	-	-
Kindergarten	1,082	269	1,247	8,123	7,525	54	1,035	19,335
Grade One	1,147	263	1,355	8,039	7,652	67	1,003	19,526
Grade Two	1,151	268	1,331	8,198	7,673	66	995	19,682
Grade Three	1,205	252	1,299	7,905	7,558	64	1,009	19,292
Grade Four	1,236	280	1,254	7,591	7,460	64	956	18,841
Grade Five	1,249	310	1,256	7,570	7,373	121	880	18,759
Grade Six	1,264	313	1,284	7,613	7,507	61	876	18,918
Grade Seven	1,214	290	1,258	7,284	7,177	69	854	18,146
Grade Eight	1,138	318	1,146	7,346	7,234	63	793	18,038
Total Elementary	10,686	2,563	11,430	69,669	67,159	629	8,401	170,537
Grade Nine	670	402	721	5,107	5,192	54	529	12,675
Grade Ten	623	416	703	5,323	5,410	54	531	13,060
Grade Eleven	570	408	764	5,549	5,359	64	486	13,200
Grade Twelve	612	977	1,455	10,687	7,396	102	653	21,882
Total Secondary	2,475	2,203	3,643	26,666	23,357	274	2,199	60,817
Grand Total	13,161	4,766	15,073	96,335	90,516	903	10,600	231,354

Prior Year State Fall Enrollment
FY 2020-2021

Elementary	169,141
Secondary	61,125
Total	230,266

¹ Fiscal Year 2021-2022 is using state fall enrollment data provided by ADE's Accountability & Research unit.

² Fiscal Year 2021-2022 enrollment data lists Hispanic, Latino as its own category and not as an ethnic subset of a specific race.

³ Students reported with multiple races.

⁴ Preschool Children with Disabilities.

**FINANCIAL SERVICES
STATE FUNDS
STATEMENT OF REVENUES AND EXPENDITURES
JULY 1, 2021 - JUNE 30, 2022**

	State Appropriations and Proposition 301 Funds	Carryover Amount	Current Year's Appropriation & Refunds	Total Available	Personal Services	Employee Related
OFFICE OF THE SUPERINTENDENT						
1	Operating Lump Sum (OLS Functions)		8,509,099	8,509,099	4,167,761	1,488,984
2	Empowerment Scholarship (ESA100)		2,176,400	2,176,400	1,176,034	422,870
3	Professional Development Revolving Fund	46,818		46,818		
4	TOTAL OFFICE OF THE SUPERINTENDENT	46,818	10,685,499	10,732,317	5,343,795	1,911,854
Statutory Formula Programs						
5	Additional State Aid to Schools		460,630,300	460,630,300		
6	Basic State Aid		4,220,234,300	4,220,234,300		
7	Basic State Aid Deferred Payment		930,727,700	930,727,700		
8	Classroom Site Fund		977,025,600	977,025,600		
9	Instructional Improvement Fund		63,765,400	63,765,400		
10	Other State Aid to Districts		983,900	983,900		
11	Permanent State Common School Fund		309,832,400	309,832,400		
12	Results-Based Funding		68,600,000	68,600,000		
13	Special Education Fund		36,029,200	36,029,200	144,664	66,268
14	State Aid Supplement		75,000,000	75,000,000		
15	TOTAL STATUTORY FORMULA PROGRAMS	0	7,142,828,800	7,142,828,800	144,664	66,268
Non-Formula Programs						
16	Accountability and Achievement Testing		14,423,300	14,423,300	120,577	37,259
17	Adult Education		4,867,800	4,867,800	180,597	72,685
18	Alternative Teacher Development Program		500,000	500,000		
19	American Civics Education Pilot Program	482,412		482,412		
20	Arizona Structured English Immersion	2,316,292	4,960,400	7,276,692		
21	Arizona Industry Credentials Incentive Program	3,964,630	5,000,000	8,964,630		
22	Broadband Expansion	1,903,033		1,903,033		
23	College Credit by Examination Incentive Program		7,472,100	7,472,100		
24	College Credit by Examination Development	29,726	1,212,000	1,241,726		
25	College Placement Exam Fee Waiver		1,265,800	1,265,800		
26	Computer Science Pilot Program	2,990,275	1,000,000	3,990,275		
27	CTED Completion Grants		1,000,000	1,000,000		
28	CTED Soft Capital and Equipment		1,000,000	1,000,000		
29	Early Literacy		12,000,000	12,000,000		
30	Education Learning and Accountability Fund		5,315,400	5,315,400	540,435	189,158
31	English Learner Administration		6,516,900	6,516,900	682,138	226,614
32	Extraordinary Special Education Needs		5,000,000	5,000,000		
33	Geographic Literacy		100,000	100,000		
34	Gifted Assessment		850,000	850,000		
35	Jobs for Arizona Graduates		100,000	100,000		
36	School Safety Program	12,851,896	24,125,200	36,977,096	547,384	204,621
37	Student Level Data Access		350,000	350,000	51,843	16,316
38	State Block Grant for Vocational Education		11,593,400	11,593,400	1,375,012	547,694
39	Teacher Certification Fund		2,402,900	2,402,900	764,030	293,300
40	Teacher Professional Development Program	894,241	400,000	1,294,241		
41	Tribal College Dual Enrollment Program Fund		325,000	325,000		
42	TOTAL NON-FORMULA PROGRAMS	25,432,505	111,780,200	137,212,705	4,262,016	1,587,647
Other Funds						
43	AELAS School Finance Payment Systems	30,210	3,000,000	3,030,210	306,623	91,230
44	AZ Agricultural Youth Org Special Plate Fund	170,218		170,218		
45	Assistance for Education Donations	47,092		47,092	31,555	11,041
46	Education Donations	342,613	26,067	368,680		
47	Character Education Special Plate Fund	22,329		22,329		
48	Golden Rule Special Plate Fund	228,399		228,399		
49	TOTAL OTHER FUNDS	840,860	3,026,067	3,866,927	338,178	102,271
Proposition 301						
50	Achievement Testing	7,951,119	7,000,000	14,951,119	1,075,716	362,085
51	Additional School Days		150,380,500	150,380,500		
52	Character Education	242,784	200,000	442,784	10,145	3,855
53	Failing School Tutoring Fund	3,567,903		3,567,903		
54	School Safety	2,206,077	7,800,000	10,006,077		
55	TOTAL PROPOSITION 301	13,967,883	165,380,500	179,348,383	1,085,861	365,940
TOTAL STATE FUNDS						
		40,288,066	7,433,701,066	7,473,989,132	11,174,514	4,033,980

**FINANCIAL SERVICES
STATE FUNDS
STATEMENT OF REVENUES AND EXPENDITURES
JULY 1, 2021 - JUNE 30, 2022**

Professional and Outside Services	Travel In State	Travel Out State	Other Operating Expenses	Capital Equip. & Software	Assistance to Educational Institutions	Total Expenditures	Year-End Balance	Account Balance
514,781	8,860	7,622	721,012	13,446		6,922,467	1,586,632	1,586,632
5,972			541,560			2,146,436	29,964	29,964
46,818						46,818	0	0
567,571	8,860	7,622	1,262,572	13,446	0	9,115,721	1,616,596	1,616,596
					343,499,131	343,499,131	117,131,169	117,131,169
					4,009,178,892	4,009,178,892	211,055,408	211,055,408
					930,727,700	930,727,700	0	0
					958,605,315	958,605,315	18,420,285	18,420,285
					42,492,824	42,492,824	21,272,576	21,272,576
					126,011	126,011	857,889	857,889
					309,482,478	309,482,478	349,922	349,922
					65,340,362	65,340,362	3,259,638	3,259,638
			64,182		7,054,656	7,329,770	28,699,430	28,699,430
					75,000,000	75,000,000	0	0
0	0	0	64,182	0	6,741,507,369	6,741,782,483	401,046,317	401,046,317
14,225,600			11,153			14,394,589	28,711	28,711
11,360	807		32,138		4,515,392	4,812,978	54,822	54,822
500,000						500,000	0	0
205,993						205,993	276,419	276,419
					5,445,072	5,445,072	1,831,620	1,831,620
					2,330,195	2,330,195	6,634,434	6,634,434
			186,758		487,177	673,935	1,229,098	1,229,098
					6,260,100	6,260,100	1,212,000	1,212,000
						0	1,241,726	1,241,726
687,652						687,652	578,148	578,148
			225		282,321	282,546	3,707,729	3,707,729
					1,000,000	1,000,000	0	0
					1,000,000	1,000,000	0	0
					12,000,000	12,000,000	0	0
1,755			4,068,776			4,800,124	515,276	515,276
5,084,920	4,439	1,081	228,239			6,227,431	289,469	289,469
					1,599,172	1,599,172	3,400,828	3,400,828
100,000						100,000	0	0
340,630			25			340,655	509,345	509,345
100,000						100,000	0	0
345,002	663	575	44,614		17,620,097	18,762,955	18,214,141	18,214,141
			152,995			221,154	128,846	128,846
72,400	2,670	3,387	220,283		8,929,250	11,150,695	442,705	442,705
	662	5,481	286,026			1,349,499	1,053,401	1,053,401
-800					58,197	57,397	1,236,844	1,236,844
			124,546			124,546	200,454	200,454
21,674,512	9,242	10,523	5,355,777	0	61,526,972	94,426,688	42,786,017	42,786,017
123,813			1,346,136			1,867,802	1,162,408	1,162,408
169,718			500			170,218	0	0
	4,497					47,092	0	0
25,200			1,000		1,000	27,200	341,480	341,480
22,329						22,329	0	0
227,899			500			228,399	0	0
568,957	4,497	0	1,348,136	0	1,000	2,363,039	1,503,888	1,503,888
1,775,024	2,420	2,949	152,698			3,370,892	11,580,226	11,580,226
					135,423,833	135,423,833	14,956,667	14,956,667
					193,157	207,157	235,627	235,627
						0	3,567,903	3,567,903
					10,003,666	10,003,666	2,412	2,412
1,775,024	2,420	2,949	152,698	0	145,620,656	149,005,548	30,342,835	30,342,835
24,586,064	25,019	21,094	8,183,365	13,446	6,948,655,997	6,996,693,479	477,295,653	477,295,653

**FINANCIAL SERVICES
FEDERAL - GRANTS IN AID
STATEMENT OF GRANTS AND EXPENDITURES
JULY 1, 2021 - JUNE 30, 2022**

	FEDERAL FUNDS	CFDA #	Beginning Balance	Grants & Projects Awarded	Refunds & Misc. Revenue	Total Available	Personal Services	Employee Related
TITLE I - IMPROVING THE ACADEMIC ACHIEVEMENT OF THE DISADVANTAGED								
1	Improving Basic Programs (I-A)	84.010	197,924,629	355,430,155		553,354,784	1,794,368	628,668
2	Education of Migratory Children (I-C)	84.011	10,387,240	1,187,375		11,574,615	318,259	105,890
3	Prev & Intrvn for Neg/Delinq/At-Risk Youth (I-D)	84.013	1,115,088	639,512		1,754,600	2,863	1,016
4	Migrant Education Coordination Program (I-C)	84.144	46,615	59,242		105,857		
5	School Improvement Grants (I-A)	84.377	11,239,177			11,239,177		
6	TOTAL FOR TITLE I		220,712,748	357,316,284	0	578,029,033	2,115,490	735,574
TITLE II - PREPARING & TRAINING HIGH QUALITY TEACHERS & PRINCIPALS								
7	Improving Teacher Quality (II-A)	84.367	37,707,310	45,051,557		82,758,867	1,000,960	366,291
8	Comprehensive Literacy State Development Program	84.371	3,928,128	6,653,126		10,581,254	70,577	24,950
9	TOTAL TITLE II		41,635,438	51,704,683	0	93,340,121	1,071,537	391,241
TITLE III - LANGUAGE INSTRUCTION FOR LIMITED ENGLISH PROFICIENT & IMMIGRANT STUDENTS								
10	English Language Acquisition (III-A)	84.365	16,680,735	14,356,444		31,037,179	526,119	173,152
11	TOTAL TITLE III		16,680,735	14,356,444	0	31,037,179	526,119	173,152
TITLE IV - 21st CENTURY SCHOOLS								
12	21st Century Community Learning Ctrs (IV-B)	84.287	30,647,282	19,504,129		50,151,411	599,797	207,729
13	Student Support and Academic Enrichment Program	84.424	20,833,751	24,766,763		45,600,514	682,034	263,798
14	TOTAL TITLE IV		51,481,033	44,270,892	0	95,751,924	1,281,830	471,527
TITLE V - PROMOTING INFORMED PARENTAL CHOICE & INNOVATIVE PROGRAMS								
15	Charter Schools Incentive Grant (V-B)	84.282	26,132,517	13,406,243		39,538,760	369,819	132,755
16	TOTAL TITLE V		26,132,517	13,406,243	0	39,538,760	369,819	132,755
TITLE VI- FLEXIBILITY & ACCOUNTABILITY								
17	Rural Educ Inity: Rural & Low-Incme Schls (VI-B-2)	84.358	3,292,378	3,211,329		6,503,707	147,332	52,169
18	Grants for State Assessments (VI-A-1)	84.369	4,497,464	7,741,212		12,238,676	1,112,306	439,401
19	TOTAL TITLE VI		7,789,842	10,952,541	0	18,742,383	1,259,638	491,570
TITLE X - PART C- MCKINNEY HOMELESS EDUCATION								
20	Homeless Children & Youth	84.196	2,424,251	2,245,219		4,669,470	176,887	65,679
21	TOTAL TITLE X		2,424,251	2,245,219	0	4,669,470	176,887	65,679

**FINANCIAL SERVICES
FEDERAL - GRANTS IN AID
STATEMENT OF GRANTS AND EXPENDITURES
JULY 1, 2021 - JUNE 30, 2022**

Professional & Outside Services	Travel In State	Travel Out of State	Other Operating Expenses	Capital Equip. & Software	Assistance Ed. Insts. & Individuals	Total Expenditures	Reverted Funds	Account Balance	
391,805	28,244	2,280	509,365		314,339,891	317,694,621		235,660,163	1
193,497	3,766	18	142,117		5,951,107	6,714,654		4,859,961	2
103	18	1	890			4,892		1,749,708	3
56,000						56,000		49,857	4
					1,647,102	1,647,102		9,592,075	5
641,405	32,029	2,300	652,372	0	321,938,099	326,117,269	0	251,911,764	6
439,607	2,958	531	195,164		34,562,736	36,568,247		46,190,619	7
16,884	68	1,687	22,580		2,919,515	3,056,261		7,524,993	8
456,492	3,026	2,218	217,744	0	37,482,252	39,624,508	0	53,715,613	9
6,588	1,180	95	57,040		12,684,004	13,448,177		17,589,001	10
6,588	1,180	95	57,040	0	12,684,004	13,448,177	0	17,589,001	11
13,342	15,881	4,995	534,941		24,688,105	26,064,789		24,086,622	12
88,659	2,693	6,251	105,350		20,787,446	21,936,231		23,664,283	13
102,001	18,575	11,245	640,291	0	45,475,551	48,001,020	0	47,750,905	14
951	28,245	3,717	5,904,328		1,050	6,440,866	6,420,577	26,677,317	15
951	28,245	3,717	5,904,328	0	1,050	6,440,866	6,420,577	26,677,317	16
5,501	985	79	47,605		2,832,757	3,086,429		3,417,278	17
1,587	12,835	3,980	8,447,274			10,017,382		2,221,294	18
7,088	13,820	4,059	8,494,879	0	2,832,757	13,103,811	0	5,638,572	19
3,213	599	703	32,155		1,615,583	1,894,819		2,774,651	20
3,213	599	703	32,155	0	1,615,583	1,894,819	0	2,774,651	21

**FINANCIAL SERVICES
FEDERAL - GRANTS IN AID
STATEMENT OF GRANTS AND EXPENDITURES
JULY 1, 2021 - JUNE 30, 2022**

	FEDERAL FUNDS	CFDA #	Beginning Balance	Grants & Projects Awarded	Refunds & Misc. Revenue	Total Available	Personal Services	Employee Related
VOCATIONAL & ADULT EDUCATION								
1	Adult Education	84.002	16,208,528	15,554,531		31,763,059	978,361	388,990
2	Vocational Education Basic Grant	84.048	21,505,158	32,139,650		53,644,808	2,078,910	582,887
3	TOTAL VOCATIONAL & ADULT EDUCATION		37,713,686	47,694,181	0	85,407,867	3,057,271	971,877
SPECIAL EDUCATION AND REHABILITATION SERVICES								
4	IDEA-Children With Disabilities	84.027	127,698,036	140,202,986		267,901,022	5,698,906	2,243,798
5	Navajo Preschool Special Education	84.027	80,634	104,661		185,295		
6	Preschool Grant	84.173	6,765,572	5,759,378		12,524,950	239,943	89,511
7	Special Education-Program Improvement	84.323	1,490,704			1,490,704		
8	TOTAL SPECIAL EDUCATION		136,034,947	146,067,025	0	282,101,971	5,938,849	2,333,309
EDUCATION STABILIZATION FUND								
9	GEER FUNDS	84.424C	17,900,351		0	17,900,351		
10	Elementary and Secondary School Emergency Relief Fund	84.425D	1,167,581,168			1,167,581,168	867,541	237,840
11	Emergency Assistance for Non-Public Schools	84.425R	54,413,531			54,413,531	55,788	22,516
12	American Rescue Plan - Elementary and Secondary Schools E	84.425U	2,582,098,697			2,582,098,697	361,581	102,570
13	American Rescue Plan - Elementary and Secondary Schools E	84.425W	4,228,531	12,693,864		16,922,395		
14	TOTAL EDUCATION STABILIZATION FUND		3,808,321,927	12,693,864	0	3,821,015,791	1,284,910	362,926
CHILD AND ADULT NUTRITION								
15	CACFP Meal Service Training Program	10.534	4,925			4,925	1,594	769
16	State Administration	10.560	3,960,440	6,446,791		10,407,231	2,764,256	1,025,868
17	Child and Adult Care Food Program	10.558	486,312	2,644,301		3,130,613	130,941	49,428
18	CCFP-Agency Audits	10.558	320,728	56,424,244		56,744,972		
19	School Breakfast	10.553	157,793	148,500,201		148,657,994		
20	School Lunch Program	10.555	237,899	527,205,551		527,443,451		
21	CNP CARES Grant to States	10.555	5,482			5,482		
22	Special Milk	10.556	545,089	45,587		590,676		
23	Summer Food Program	10.559		5,191,776		5,191,776	249,397	96,656
24	Team Nutrition Programs	10.574		57,306		57,306	17,077	5,234
25	Farm to School Grant Program	10.575		31,057		31,057	14,751	3,336
26	Fresh Fruits & Vegetables	10.582		5,359,871		5,359,871	15,560	3,521
27	Child Nutrition School Food Equipment Grant	10.579		650,795		650,795		
28	Direct Certification Performance Award	10.589	106,536			106,536	472	186
30	TOTAL CHILD NUTRITION		5,825,206	752,557,479	0	758,382,685	3,194,047	1,184,999
OTHER FEDERAL FUNDS								
31	Troops to Teachers	12.620				0		
32	Indian Education-Johnson - O'Malley Program	15.130	1,774,615			1,774,615	26,029	10,698
33	National Center for Family Learning	84.310		17,759		17,759	13,136	3,364
34	TIES Center - Enhancing NCSC WIKI	84.326	18,822			18,822	8,405	4,143
35	National Center for Education Statistics	84.995	176,491	165,743		342,234		
36	Substance Abuse and Mental Health Services (DHS)	93.243	791,086	4,050,000		4,841,086	198,258	70,068
38	Head Start Program	93.600	143,776	87,500		231,276	35,835	10,417
39	DHHS Centers for Disease Control	93.981	388,794	798,333		1,187,127	138,557	47,590
44	CEEDAR	84.325	15,495			15,495		
45	TOTAL OTHER FEDERAL FUNDS		3,293,582	5,119,335	0	8,412,917	420,220	146,281
GRAND TOTAL FEDERAL FUNDS			4,358,045,912	1,458,384,190	0	5,816,430,102	20,696,617	7,460,891
OTHER FUNDS								
1	Interagency Service Agreements	2500	588,360	7,890,053		8,478,413	234,696	70,514
2	Internal Services (EDI K12 Account)	4209	2,022,734	3,219,751		5,242,485	979,998	370,412
3	Food Distribution Operations	4210	785,666	405,987		1,191,652	165,850	50,459
4	Production Revolving Fund	4211	944,482	537,922		1,482,405	247,588	121,810
5	Indirect Cost Allocation	9000	3,623,079	12,330,031		15,953,110	5,289,537	1,942,978
6	TOTAL OTHER FUNDS		7,964,321	24,383,744	0	32,348,065	6,917,669	2,556,172

**FINANCIAL SERVICES
FEDERAL - GRANTS IN AID
STATEMENT OF GRANTS AND EXPENDITURES
JULY 1, 2021 - JUNE 30, 2022**

Professional & Outside Services	Travel In State	Travel Out of State	Other Operating Expenses	Capital Equip. & Software	Assistance Ed. Insts. & Individuals	Total Expenditures	Reverted Funds	Account Balance
488,924	678	1,444	309,343		12,217,677	14,385,418		17,377,641
87	299,021	21,705	5,867,314		19,319,159	28,169,084		25,475,725
489,011	299,699	23,149	6,176,658	0	31,536,836	42,554,502	0	42,853,366
4,189,998	69,614	15,213	3,099,502		201,194,308	216,511,339	0	51,389,683
					168,437	168,437		16,858
231,647	1,716	1,186	268,359		4,719,004	5,551,365		6,973,585
242,214	413		5,034		215,215	462,877	0	1,027,827
4,663,860	71,742	16,399	3,372,896	0	206,296,964	222,694,018	0	59,407,953
2,419,218			1,659		6,901,538	9,322,416	8,590,669	-12,734
29,504,350	5,544	11,579	148,414		643,855,266	674,630,534		492,950,634
			1,698		14,341,551	14,421,554		39,991,977
2,554,297			7,335		251,044,707	254,070,490		2,328,028,207
					374,637	374,637		16,547,758
34,477,865	5,544	11,579	159,106	0	916,517,699	952,819,630	8,590,669	2,877,505,842
						2,363		2,562
56,354	31,205	10,683	1,707,432			5,595,798		4,811,434
50,638	293	1,091	80,943		63,904,967	64,218,300		-61,087,687
					4,071,259	4,071,259		52,673,713
					137,075,932	137,075,932		11,582,062
					38,068,978	38,068,978		489,374,472
					-115,636	-115,636		121,118
					497,310,313	497,310,313		-496,719,637
	156	65,766			18,048,504	18,460,480		-13,268,704
22,984			4,007			49,302		8,004
6,919			1,376			26,383		4,674
			987		3,197,910	3,217,978		2,141,892
					614,439	614,439		36,356
			45,444			46,102		60,433
136,894	31,655	77,541	1,840,190	0	762,176,666	768,641,991	0	-10,259,306
						0		0
	340	2,431	6,206		458,952	504,658		1,269,957
						16,501		1,258
						12,548		6,274
						0		342,234
267,261	879	3,107	23,497		1,188,325	1,751,397		3,089,689
0			5,461		81,116	132,829	33,416	65,031
284,786	600		86,801			558,334		628,793
			495			495		15,000
552,047	1,820	5,539	122,460	0	1,728,393	2,976,760	33,416	5,418,236
41,537,417	507,932	158,542	27,670,118	0	2,340,285,855	2,438,317,372	15,044,663	3,380,983,914
1,264,792	370		246,220		482,566	2,299,157		6,179,256
438,585	367	2,235	1,625,603			3,417,200		1,825,285
3,600			30,268			250,176		941,476
			426,827			796,225		686,179
358,528	11,793	12	1,755,376			9,358,224		6,594,886
2,065,505	12,530	2,247	4,084,293	0	482,566	16,120,983	0	16,227,082

Annual Financial Report of the County School Superintendents

	APACHE	COCHISE
I. COUNTY SCHOOL OFFICE ADMINISTRATION		
A. County Funds Appropriated	\$ 390,636	\$ 412,011
Expenditures:		
Salaries and Benefits	\$ 312,722	\$ 439,912
Supplies and Expenses	\$ 55,592	\$ 28,205
Capital Outlay	\$ 3,664	
Total Expenditures from County Funds for Administration	\$ 371,978	\$ 468,117
Balance of County Funds Reverted June 30, 2022	\$ 18,658	\$ (56,106)
B. Indirect Cost		
County School Office Admin Bal Fwd July 1, 2021	\$ 147,332	
Federal Receipts for County Office Administration	\$ 162,334	\$ 119,206
Total Funds Available for Indirect Cost	\$ 309,666	\$ 119,206
Expenditures:		
Salaries and Benefits		\$ 119,206
Supplies and Expenses	\$ 1,400	
Capital Outlay		
Total Expenditures from Indirect Cost	\$ 1,400	\$ 119,206
Balance at June 30, 2022	\$ 308,265	\$ -
II. COUNTY SCHOOL FUND		
Balance Forward July 1, 2021		\$ 11,962
Receipts (Pursuant to A.R.S. §15-1000)		\$ 5,617
Forest Reserve Funds		\$ 187,945
Other (Specify)		\$ 357
Transfers from Special County Reserve Fund		
Total Available		\$ 205,881
Total Expenditures		
Transfers Out		\$ 193,562
Total Expenditures and Transfers Out		\$ 193,562
Balance at June 30, 2022		\$ 12,319
III. SPECIAL COUNTY SCHOOL RESERVE FUND OPERATIONS		
Balance Forward July 1, 2021	\$ 1,023,915	\$ 338,193
Appropriation by Board of Supervisors (Pursuant to A.R.S. §15-1001)		\$ -
State Aid for Transportation		\$ -
District Service Program Fund (Pursuant to A.R.S. §15-365.A)	\$ 131,680	\$ 1,101
Small District Service Program Fund (Pursuant to A.R.S. §15-365)	\$ 57,764	\$ 13,698
County Jails Program	\$ 1	\$ 15,327
County Juvenile Detention Program		\$ -
Transfers In		
Other (Specify)		\$ 648
Total Available	\$ 1,213,360	\$ 368,967
Expenditures:		
Pupil Transportation (Pursuant to A.R.S. §15-1002)		
\$10 / Month per Pupil Payments (Pursuant to A.R.S. §15-826)		
Supp Paymnt: Maint 1 & 2 Room School Dist		
Small School Service Pgm (Pursuant to A.R.S. §15-1002.A.7)	\$ 33,922	\$ 46,251
County Jails Program	\$ 7,505	\$ 52,316
County Juvenile Detention Program		
Other (Specify)	\$ 214,595	
Total Expenditures	\$ 256,022	\$ 98,567
Transfers to Accomm Schools from Spec. Receipts		
Transfers to County School Fund		
Total Expenditures and Transfers	\$ 256,022	\$ 98,567
Balance at June 30, 2022	\$ 957,338	\$ 270,400

COCONINO	GILA	GRAHAM	GREENLEE	LA PAZ	MARICOPA
\$ 530,000		\$ 264,105	\$ 282,638	\$ 253,826	\$ 3,067,154
\$ 409,692	\$ 425,421	\$ 244,788	\$ 266,891	\$ 249,031	\$ 1,863,533
\$ 67,198	\$ 50,884	\$ 18,329	\$ 2,585	\$ 2,115	\$ 1,186,302
	\$ -			\$ 2,680	\$ -
\$ 476,891	\$ 476,305	\$ 263,117	\$ 269,476	\$ 253,826	\$ 3,049,835
\$ 53,109	\$ (476,305)	\$ 988	\$ 13,162	\$ -	\$ 17,319
\$ 416,977	\$ 77,161	\$ 35,591	\$ 49,050	\$ 249,020	\$ 868,535
\$ 48,048	\$ -	\$ 25,415	\$ 9,782	\$ 61,180	\$ 1,660,978
\$ 465,024	\$ 77,161	\$ 61,006	\$ 58,832	\$ 310,201	\$ 2,529,513
\$ 465,024	\$ -				\$ 701,834
\$ 2,210	\$ 6,713	\$ 9,572	\$ 18,367	\$ 4,484	\$ 46,796
	\$ -				\$ -
\$ 58,100	\$ 6,713	\$ 9,572	\$ 18,367	\$ 4,484	\$ 748,630
\$ 406,924	\$ 70,448	\$ 51,434	\$ 40,466	\$ 305,717	\$ 1,780,883
\$ 45,657	\$ -	\$ 5,660			\$ -
	\$ -	\$ 9,823			\$ -
\$ 115,000	\$ 263,381				\$ -
	\$ -				\$ -
	\$ -				\$ -
\$ 160,657	\$ 263,381	\$ 15,483	\$ -	\$ -	\$ -
\$ 101,411	\$ 263,135				\$ -
	\$ -				\$ -
\$ 101,411	\$ 263,135		\$ -	\$ -	\$ -
\$ 59,246	\$ 246	\$ 15,483	\$ -	\$ -	\$ -
\$ 169,799				\$ 364,599	\$ 1,857,795
	\$ -	\$ 941,264	\$ 1,000		\$ 2,048,020
	\$ -				\$ 9,811
\$ 184,978	\$ -	\$ 160,075			\$ -
\$ 74,158	\$ 436,805	\$ 94,416	\$ 281,842	\$ 61,180	\$ 109,657
	\$ 28,580	\$ 15,139	\$ 14,400	\$ 197	\$ -
	\$ 247,560			\$ 14,400	\$ 701,460
	\$ -				\$ -
\$ 4,700	\$ -				\$ -
\$ 433,634	\$ 712,945	\$ 1,210,894	\$ 297,242	\$ 440,377	\$ 4,726,742
	\$ -	\$ 925			\$ 13,707
	\$ -				\$ -
\$ 286,456	\$ -				\$ -
\$ 74,442	\$ 1,846	\$ 41,520		\$ 85,064	\$ 109,278
	\$ 1,583	\$ 10,741	\$ 3,886	\$ 48	\$ -
	\$ -				\$ 910,065
\$ 24,644	\$ -	\$ 125,844			\$ 2,048,020
\$ 385,542	\$ 3,429	\$ 178,105	\$ 4,811	\$ 85,112	\$ 3,081,070
	\$ -				\$ -
	\$ -				\$ -
\$ 385,542	\$ 3,429	\$ 178,105	\$ 4,811	\$ 85,112	\$ 3,081,070
\$ 48,092	\$ 709,515	\$ 1,032,789	\$ 292,431	\$ 355,265	\$ 1,645,672

Annual Financial Report of the County School Superintendents

	MOHAVE	NAVAJO
I. COUNTY SCHOOL OFFICE ADMINISTRATION		
A. County Funds Appropriated	\$ 421,435	\$ 382,095
Expenditures:		
Salaries and Benefits	\$ 290,994	\$ 332,456
Supplies and Expenses	\$ 130,441	\$ 7,296
Capital Outlay		
Total Expenditures from County Funds for Administration	\$ 421,435	\$ 339,752
Balance of County Funds Reverted June 30, 2022	\$ -	\$ 42,343
B. Indirect Cost		
County School Office Admin Bal Fwd July 1, 2021	\$ 118,887.00	\$ 97,615
Federal Receipts for County Office Administration	\$ 74,025	\$ 95,578
Total Funds Available for Indirect Cost	\$ 192,912	\$ 193,193
Expenditures:		
Salaries and Benefits	\$ 101,440	\$ 2,004
Supplies and Expenses	\$ 17,447	\$ 34,567
Capital Outlay		\$ -
Total Expenditures from Indirect Cost	\$ 118,887	\$ 36,572
Balance at June 30, 2022	\$ 74,025	\$ 156,622
II. COUNTY SCHOOL FUND		
Balance Forward July 1, 2021		\$ 124,298
Receipts (Pursuant to A.R.S. §15-1000)		\$ 56,466
Forest Reserve Funds		\$ -
Other (Specify)		\$ 474
Transfers from Special County Reserve Fund		\$ -
Total Available	\$ -	\$ 181,239
Total Expenditures		\$ 89,761
Transfers Out		\$ -
Total Expenditures and Transfers Out	\$ -	\$ 89,761
Balance at June 30, 2022	\$ -	\$ 91,478
III. SPECIAL COUNTY SCHOOL RESERVE FUND OPERATIONS		
Balance Forward July 1, 2021	\$ 122,474	\$ 364,529
Appropriation by Board of Supervisors (Pursuant to A.R.S. §15-1001)		\$ -
State Aid for Transportation		\$ 238,136
District Service Program Fund (Pursuant to A.R.S. §15-365.A)	\$ 60,000	\$ -
Small District Service Program Fund (Pursuant to A.R.S. §15-365)		\$ 46,044
County Jails Program	\$ 14,000	\$ 33,897
County Juvenile Detention Program	\$ 20,000	\$ -
Transfers In		\$ -
Other (Specify)		\$ 1,800
Total Available	\$ 216,474	\$ 684,406
Expenditures:		
Pupil Transportation (Pursuant to A.R.S. §15-1002)		\$ 67,870
\$10 / Month per Pupil Payments (Pursuant to A.R.S. §15-826)		\$ -
Supp Paymnt: Maint 1 & 2 Room School Dist		\$ -
Small School Service Pgm (Pursuant to A.R.S. §15-1002.A.7)	\$ 83,358	\$ 48,508
County Jails Program	\$ 14,000	\$ 20,236
County Juvenile Detention Program	\$ 20,000	\$ -
Other (Specify)		\$ -
Total Expenditures	\$ 117,358	\$ 136,614
Transfers to Accommodate Schools from Spec. Receipts		\$ -
Transfers to County School Fund		\$ -
Total Expenditures and Transfers	\$ 117,358	\$ 136,614
Balance at June 30, 2022	\$ 99,116	\$ 547,792

	PIMA	PINAL	SANTA CRUZ	YAVAPAI	YUMA	STATEWIDE TOTAL
\$	2,185,543	\$ 1,240,514	\$ 482,935	\$ 906,032	\$ 396,202	\$ 11,215,126
\$	1,585,640	\$ 1,003,796	\$ 418,889	\$ 861,995	\$ 359,583	\$ 9,065,344
\$	544,781	\$ 157,290	\$ 64,045	\$ 37,872	\$ 13,952	\$ 2,366,887
	\$ -	\$ -	\$ -	\$ -	\$ -	\$ 6,344
\$	2,130,421	\$ 1,161,086	\$ 482,935	\$ 899,867	\$ 373,535	\$ 11,438,577
\$	55,122	\$ 79,428	\$ -	\$ 6,165	\$ 22,667	\$ (223,451)
\$	103,159	\$ 399,965	\$ 10,227	\$ 169,513	\$ 591,029	\$ 3,334,062
\$	53,402	\$ 235,793	\$ 19,452	\$ 258,532	\$ 78,330	\$ 2,902,056
\$	156,561	\$ 635,758	\$ 29,679	\$ 428,045	\$ 669,359	\$ 6,236,117
\$	6,838	\$ -	\$ -	\$ -	\$ -	\$ 1,396,346
\$	68,621	\$ 153,413	\$ 24,783	\$ 80,736	\$ 53,608	\$ 522,718
	\$ -	\$ -	\$ -	\$ -	\$ -	\$ -
\$	75,459	\$ 153,413	\$ 24,783	\$ 80,736	\$ 53,608	\$ 1,509,931
\$	81,102	\$ 482,345	\$ 4,896	\$ 347,309	\$ 615,751	\$ 4,726,185
\$	3	\$ 395,173	\$ 281,434	\$ -	\$ -	\$ 864,187
\$	4,809	\$ 1,490	\$ 354,562	\$ -	\$ -	\$ 432,767
\$	58,165	\$ 143,786	\$ -	\$ -	\$ -	\$ 768,277
	\$ 1,459	\$ 962	\$ -	\$ -	\$ -	\$ 3,253
	\$ 13,919	\$ -	\$ -	\$ -	\$ -	\$ 13,919
\$	62,977	\$ 555,827	\$ 636,958	\$ -	\$ -	\$ 2,082,403
	\$ 276,605	\$ 281,370	\$ -	\$ -	\$ -	\$ 1,012,282
\$	62,974	\$ 7,500	\$ -	\$ -	\$ -	\$ 264,036
\$	62,974	\$ 276,605	\$ 288,870	\$ -	\$ -	\$ 1,276,318
\$	3	\$ 279,222	\$ 348,088	\$ -	\$ -	\$ 806,085
\$	138,867	\$ 1,681,956	\$ 523,631	\$ 270,466	\$ 358,591	\$ 7,214,816
	\$ 3,553,441	\$ -	\$ -	\$ -	\$ -	\$ 6,543,725
\$	138,708	\$ -	\$ -	\$ -	\$ -	\$ 386,654
\$	358,560	\$ -	\$ -	\$ 52,483	\$ -	\$ 948,877
\$	98,012	\$ 115,109	\$ 48,736	\$ 1,188,037	\$ 46,044	\$ 2,671,501
	\$ 97,245	\$ 18,493	\$ 16,363	\$ -	\$ -	\$ 253,643
	\$ 341,036	\$ 116,393	\$ 253,501	\$ -	\$ -	\$ 1,694,350
	\$ -	\$ 15,143	\$ 76,118	\$ 39,157	\$ -	\$ 130,418
	\$ 636,642	\$ -	\$ -	\$ -	\$ -	\$ 643,790
\$	734,148	\$ 6,425,430	\$ 722,396	\$ 1,804,485	\$ 496,275	\$ 20,487,774
\$	149,963	\$ -	\$ -	\$ -	\$ -	\$ 232,465
\$	-	\$ -	\$ -	\$ -	\$ -	\$ -
\$	-	\$ -	\$ -	\$ -	\$ -	\$ 286,456
\$	444,045	\$ 311,172	\$ -	\$ 1,156,290	\$ 46,044	\$ 2,481,740
\$	-	\$ 77,407	\$ 4,971	\$ 38,525	\$ -	\$ 231,219
\$	-	\$ 152,501	\$ 99,026	\$ 140,635	\$ 49,561	\$ 1,371,788
\$	-	\$ 476,076	\$ -	\$ -	\$ 57,849	\$ 2,947,028
\$	594,008	\$ 1,017,156	\$ 103,997	\$ 1,335,450	\$ 153,453	\$ 7,550,695
	\$ 3,539,756	\$ -	\$ -	\$ -	\$ -	\$ 3,539,756
	\$ 13,919	\$ -	\$ -	\$ -	\$ -	\$ 13,919
\$	594,008	\$ 4,570,831	\$ 103,997	\$ 1,335,450	\$ 153,453	\$ 11,104,370
\$	140,140	\$ 1,854,598	\$ 618,399	\$ 469,035	\$ 342,822	\$ 9,383,404

Institutional Voucher Payment Summary by Disability Category
Arizona State School for the Deaf and Blind (ASDB)

Special Educational Category	Daily Rate	Instructional Days	Calculated ADM	Amount Paid
Hearing Impairment	\$ 141.60	123,109	683.939	\$17,432,480.62
Multiple Disabilities	\$ 171.29	12,796	71.089	\$2,191,801.25
Multiple Disabilities - Severe Sensory Impairment	\$ 219.07	11,045	61.361	\$2,419,661.29
Orthopedic Impairment	\$ 190.44	1,816	10.089	\$345,831.78
Visual Impairment	\$ 142.46	32,815	182.306	\$4,674,693.64
Total		181,581	1,008.783	\$27,064,468.57

Residential Vouchers Payment Summary by Disability Category

Special Educational Category	Daily Rate	Instructional Days	Calculated ADM	Amount Paid
Autism	\$ 178.66	1,161	6.450	\$207,424.26
Autism	\$ 175.98	341	1.894	\$60,008.12
Developmental Delay	\$ 50.45	169	0.939	\$8,526.57
Emotional Disability	\$ 50.45	24,237	134.650	\$1,222,831.78
Emotional Disability - Private	\$ 147.54	2,800	15.556	\$413,098.56
Emotional Disability - Private	\$ 150.22	4,090	22.722	\$614,393.26
Hearing Impairment	\$ 148.97	2	0.011	\$297.95
Mild Intellectual Disability	\$ 50.45	1,191	6.617	\$60,089.64
Multiple Disabilities	\$ 175.98	8	0.044	\$1,407.82
Non Special Education	\$ 50.45	59,672	331.511	\$3,010,637.38
Other Health Impairment	\$ 50.45	9,586	53.256	\$483,643.42
Specific Learning Disability	\$ 50.45	9,073	50.406	\$457,760.98
Speech/Language Impairment	\$ 50.45	334	1.856	\$16,851.34
Total		112,664	625.911	\$6,556,971.08

ASDB Summary of Financial Data - FY2022
Arizona School for the Deaf and Blind (ASDB)

Fund/Program	Beginning Fund Balance	Adjs to Beginning Fund Balance	Revenues	Expenditures	Ending Fund Balance
Special Education				\$ 33,508,105	
Pupil Transportation				\$ 2,686,156	
Maintenance and Operation Total	\$ 2,990,154	\$ -	\$ 37,168,963	\$ 36,194,261	\$ 3,964,856
Telecommunication Fund	\$ 561,041	\$ -	\$ -	\$ -	\$ 561,041
Federal Projects	\$ 555,699	\$ -	\$ 3,864,243	\$ 3,033,029	\$ 1,386,913
Non Federal Grants Funds	\$ 545,056	\$ -	\$ 346,788	\$ 82,087	\$ 809,757
Classroom Site Funds	\$ 3,283,686	\$ -	\$ 3,701,407	\$ 2,113,540	\$ 4,871,553
Instructional Improvement	\$ 1,825	\$ -	\$ -	\$ -	\$ 1,825
Interagency Service Agreement	\$ -	\$ -	\$ -	\$ -	\$ -
Governor's Emergency Education Relief Fund	\$ -	\$ -	\$ 29,371	\$ 29,371	\$ -
Trust Fund	\$ 261,521	\$ -	\$ -	\$ 37,209	\$ 224,312
Regional Cooperative Fund	\$ 4,417,370	\$ -	\$ 18,567,363	\$ 14,279,178	\$ 8,705,555
Enterprise Fund	\$ 280,225	\$ -	\$ 87,127	\$ 52,185	\$ 315,167

Food Service Program Information

MEALS SERVED

	Breakfasts	Lunches	A La Carte and Snacks	Totals	Value of Donated Commodities	Food Services Expenditures Funds 001 and 610
--	------------	---------	--------------------------	--------	------------------------------------	---

Apache County

Districts

010224000	Chinle Unified District	284,738	394,495	28,086	707,319	\$181,356	\$56,339
010306000	Concho Elementary District	13,929	22,097	163	36,189	\$15,321	\$2,207
010220000	Ganado Unified School District	64,406	96,465	133	161,004	\$0	\$199,881
010323000	McNary Elementary District	5,075	13,109	6,797	24,981	\$0	\$0
010227000	Red Mesa Unified District	36,836	49,035	698	86,569	\$0	\$42,298
010210000	Round Valley Unified District	23,603	82,385	85,824	191,812	\$197,276	\$9,361
010218000	Sanders Unified District	50,688	81,520	0	132,208	\$0	\$20,285
010201000	St Johns Unified District	26,068	70,420	5,025	101,513	\$22,185	\$8,873
010309000	Vernon Elementary District	8,254	10,964	0	19,218	\$0	\$0
	District Totals	513,597	820,490	126,726	1,460,813	\$416,138	\$339,243

Apache County Totals 513,597 820,490 126,726 1,460,813 \$416,138 \$339,243

Cochise County

Districts

020453000	Ash Creek Elementary District	3,120	3,384	0	6,504	\$1,300	\$17,354
020209000	Benson Unified School District	46,132	127,754	0	173,886	\$46,358	\$3,488
020202000	Bisbee Unified District	29,997	50,294	0	80,291	\$12,166	\$23,471
020214000	Bowie Unified District	3,983	6,930	0	10,913	\$0	\$14,242
020326000	Cochise Elementary District	0	12,323	0	12,323	\$0	\$24,372
020227000	Douglas Unified District	116,277	377,983	44,857	539,117	\$198,233	\$45,040
020412000	Elfrida Elementary District	11,909	9,577	0	21,486	\$0	\$46,813
020100000	Fort Huachuca Accommodation Distr	0	99,566	7,326	106,892	\$0	\$69,441
020355000	McNeal Elementary District	7,115	7,251	0	14,366	\$3,003	\$15,090
020323000	Naco Elementary District	21,793	29,136	674	51,603	\$8,178	\$12,600
020349000	Palominas Elementary School Distric	41,591	91,230	279	133,100	\$13,251	\$19,642
020422000	Pearce Elementary District	18,315	16,830	0	35,145	\$0	\$1,854
020364000	Pomerene Elementary District	9,819	19,228	0	29,047	\$5,987	\$0
020218000	San Simon Unified District	10,753	11,759	0	22,512	\$164	\$57,654
020268000	Sierra Vista Unified District	328,877	412,599	97,184	838,660	\$198,233	\$82,037
020221000	St David Unified District	0	52,634	0	52,634	\$1,476	\$4,622
020201000	Tombstone Unified District	73,088	110,543	0	183,631	\$63,206	\$12,976
020522000	Valley Union High School District	1,690	3,647	0	5,337	\$0	\$12,227
020213000	Willcox Unified District	20,803	81,776	0	102,579	\$17,924	\$15,142
	District Totals	745,262	1,524,444	150,320	2,420,026	\$569,478	\$478,066

Charters

028750000	Center for Academic Success, Inc.	123,096	190,040	81,601	394,737	\$57,489	\$20,000
028701000	Cochise Community Development C	37,814	41,531	1,514	80,859	\$0	\$30,000
028751000	Omega Alpha Academy	37,023	45,409	0	82,432	\$0	\$127,233
	Charter Totals	197,933	276,980	83,115	558,028	\$57,489	\$177,233

Cochise County Totals 943,195 1,801,424 233,435 2,978,054 \$626,967 \$655,299

Food Service Program Information

MEALS SERVED

	Breakfasts	Lunches	A La Carte and Snacks	Totals	Value of Donated Commodities	Food Services Expenditures Funds 001 and 610
--	------------	---------	--------------------------	--------	------------------------------------	---

Coconino County

Districts

030201000	Flagstaff Unified District	415,307	839,565	377,184	1,632,056	\$0	\$87,287
030204000	Grand Canyon Unified District	14,166	26,083	0	40,249	\$3,684	\$132,068
030310000	Maine Consolidated School District	7,356	10,572	474	18,402	\$0	\$27,737
030208000	Page Unified School District #8	214,136	220,508	15,592	450,236	\$83,867	\$20,674
030215000	Tuba City Unified School District #15	104,013	179,477	14,263	297,753	\$72,223	\$50,970
030202000	Williams Unified District	25,734	45,488	0	71,222	\$23,775	\$6,956
District Totals		780,712	1,321,693	407,514	2,509,918	\$183,549	\$325,693

Coconino County Totals	780,712	1,321,693	407,514	2,509,918	\$183,549	\$325,693
-------------------------------	----------------	------------------	----------------	------------------	------------------	------------------

Gila County

Districts

040201000	Globe Unified District	90,559	148,869	13,939	253,367	\$126,374	\$26,920
040241000	Hayden-Winkelman Unified District	33,359	32,713	0	66,072	\$9,475	\$6,333
040240000	Miami Unified District	49,489	71,080	4,551	125,120	\$24,518	\$22,272
040210000	Payson Unified District	135,656	141,846	27,237	304,739	\$50,933	\$13,745
040312000	Pine Strawberry Elementary District	6,313	13,135	0	19,448	\$0	\$5,276
040220000	San Carlos Unified District	216,941	242,499	43,926	503,366	\$93,770	\$132,880
040333000	Tonto Basin Elementary District	7,679	11,118	2,411	21,208	\$7,324	\$33,107
District Totals		539,996	661,260	92,064	1,293,320	\$312,394	\$240,533

Charters

048701000	Destiny School, Inc.	12,040	24,615	1,571	38,226	\$0	\$52,499
Charter Totals		12,040	24,615	1,571	38,226	\$0	\$52,499

Gila County Totals	552,036	685,875	93,635	1,331,546	\$312,394	\$293,032
---------------------------	----------------	----------------	---------------	------------------	------------------	------------------

Graham County

Districts

050316000	Bonita Elementary District	6,748	8,723	0	15,471	\$0	\$17,514
050207000	Fort Thomas Unified District	45,248	55,625	3,810	104,683	\$18,352	\$154,188
050206000	Pima Unified District	25,621	72,326	0	97,947	\$0	\$0
050201000	Safford Unified District	117,505	318,243	22,954	458,702	\$0	\$0
050305000	Solomon Elementary District	16,477	27,881	0	44,358	\$0	\$46,167
050204000	Thatcher Unified District	16,901	91,530	0	108,431	\$49,668	\$189
District Totals		228,500	574,328	26,764	829,592	\$68,019	\$218,057

Charters

058703000	Discovery Plus Academy	26,136	11,075	432	37,643	\$3,704	\$1,597
Charter Totals		26,136	11,075	432	37,643	\$3,704	\$1,597

Graham County Totals	254,636	585,403	27,196	867,235	\$71,723	\$219,654
-----------------------------	----------------	----------------	---------------	----------------	-----------------	------------------

Food Service Program Information

MEALS SERVED

	Breakfasts	Lunches	A La Carte and Snacks	Totals	Value of Donated Commodities	Food Services Expenditures Funds 001 and 610
--	------------	---------	--------------------------	--------	------------------------------------	---

Greenlee County

Districts

060202000	Duncan Unified District	24,796	39,751	28	64,575	\$11,298	\$18,220
060218000	Morenci Unified District	0	120,520	15,512	136,032	\$0	\$13,564
District Totals		24,796	160,271	15,540	200,607	\$11,298	\$31,784

Greenlee County Totals	24,796	160,271	15,540	200,607	\$11,298	\$31,784
-------------------------------	---------------	----------------	---------------	----------------	-----------------	-----------------

La Paz County

Districts

150576000	Bicentennial Union High School Distri	8,507	15,272	2,669	26,448	\$5,225	\$43,221
150426000	Bouse Elementary District	6,126	6,427	0	12,553	\$0	\$8,543
150227000	Parker Unified School District	145,712	257,489	0	403,201	\$3,082	\$25,000
150404000	Quartzsite Elementary District	12,392	16,740	0	29,132	\$0	\$4,598
150430000	Salome Consolidated Elementary Dis	8,721	14,475	0	23,196	\$2,364	\$85,480
150419000	Wenden Elementary District	7,081	12,218	0	19,299	\$0	\$61,164
District Totals		188,539	322,621	2,669	513,829	\$10,671	\$228,005

La Paz County Totals	188,539	322,621	2,669	513,829	\$10,671	\$228,005
-----------------------------	----------------	----------------	--------------	----------------	-----------------	------------------

Food Service Program Information

MEALS SERVED

			A La Carte and Snacks	Totals	Value of Donated Commodities	Food Services Expenditures Funds 001 and 610
	Breakfasts	Lunches				

Maricopa County

Districts

	Breakfasts	Lunches	A La Carte and Snacks	Totals	Value of Donated Commodities	Food Services Expenditures Funds 001 and 610	
070516000	Agua Fria Union High School District	219,046	813,315	703,801	1,736,162	\$1,613	\$129,033
070363000	Aguila Elementary District	41,267	41,267	0	82,534	\$9,534	\$3,835
070468000	Alhambra Elementary District	1,039,549	1,472,887	477,067	2,989,503	\$712,835	\$235,993
070447000	Arlington Elementary District	35,323	34,399	0	69,722	\$0	\$4,000
078207000	ASU Preparatory Academy	2,471	24,429	0	26,900	\$9,832	\$744
078250000	ASU Preparatory Academy	7,577	36,047	0	43,624	\$16,179	\$778
078267000	ASU Preparatory Academy	5,230	10,548	0	15,778	\$6,017	\$9,275
078277000	ASU Preparatory Academy	3,087	15,034	0	18,121	\$6,659	\$9,867
078546000	ASU Preparatory Academy	16,279	50,577	0	66,856	\$24,606	\$765
078559000	ASU Preparatory Academy	7,523	15,486	0	23,009	\$8,443	\$9,309
070444000	Avondale Elementary District	424,071	787,790	66,711	1,278,572	\$431,989	\$84,059
070431000	Balsz Elementary District	409,754	405,492	12,544	827,790	\$202,180	\$372,166
070433000	Buckeye Elementary District	627,660	819,767	80,245	1,527,672	\$379,491	\$437,855
070501000	Buckeye Union High School District	200,887	511,291	107,273	819,451	\$158,667	\$62,662
070483000	Cartwright Elementary District	1,360,434	329,397	1,599,113	3,288,944	\$299,809	\$591,421
070293000	Cave Creek Unified District	103,600	415,960	130,564	650,124	\$0	\$40,426
070280000	Chandler Unified District #80	1,441,130	4,964,355	2,074,485	8,479,970	\$0	\$581,537
070414000	Creighton Elementary District	1,241,291	953,206	94,807	2,289,304	\$453,825	\$113,512
070297000	Deer Valley Unified District	1,265,242	3,310,487	359,044	4,934,773	\$1,174,817	\$77,437
070289000	Dysart Unified District	1,266,794	2,843,085	248,657	4,358,536	\$938,739	\$224,445
070298000	Fountain Hills Unified District	35,179	106,619	0	141,798	\$0	\$5,125
070445000	Fowler Elementary District	413,105	467,181	61,902	942,188	\$0	\$90,076
070224000	Gila Bend Unified District	51,169	54,824	1,910	107,903	\$10,244	\$0
070241000	Gilbert Unified District	1,192,485	4,129,128	45,129	5,366,742	\$1,076,459	\$313,500
070440000	Glendale Elementary District	822,213	1,386,214	13,628	2,222,055	\$521,432	\$248,806
070505000	Glendale Union High School District	460,397	1,859,174	38,558	2,358,129	\$336,532	\$234,300
070260000	Higley Unified School District	578,755	1,357,974	161,736	2,098,465	\$0	\$116,900
070405000	Isaac Elementary District	445,489	561,212	70,953	1,077,654	\$132,526	\$8,685
070428000	Kyrene Elementary District	1,228,634	1,715,503	37,993	2,982,130	\$164,181	\$197,145
070459000	Laveen Elementary District	603,917	1,100,848	22,766	1,727,531	\$538,786	\$140,655
070425000	Liberty Elementary District	214,029	495,113	102,380	811,522	\$152,702	\$44,573
070479000	Litchfield Elementary District	421,225	1,207,527	19,682	1,648,434	\$365,436	\$72,012
070465000	Littleton Elementary District	673,511	848,511	47,778	1,569,800	\$198,233	\$218,600
070438000	Madison Elementary District	249,900	782,469	165,823	1,198,192	\$311,396	\$156,581
070199000	Maricopa County Regional School Di	5,457	12,456	0	17,913	\$0	\$497
070204000	Mesa Unified District	2,715,697	6,413,883	448,059	9,577,639	\$2,601,650	\$941,270
070386000	Mobile Elementary District	0	0	0	0	\$0	\$19,677
070375000	Morristown Elementary District	14,298	23,528	3,229	41,055	\$7,701	\$2,999
070421000	Murphy Elementary District	204,996	254,070	0	459,066	\$0	\$35,629
070381000	Nadaburg Unified School District	76,218	102,994	42,500	221,712	\$6,026	\$6,793
070408000	Osborn Elementary District	236,958	334,419	38,779	610,156	\$170,986	\$46,787
070449000	Palo Verde Elementary District	49,273	53,455	547	103,275	\$17,218	\$16,416
070394000	Paloma School District	16,518	16,750	0	33,268	\$7,285	\$30,933
070269000	Paradise Valley Unified District	874,848	2,170,866	4,297	3,050,011	\$271,424	\$102,996
070492000	Pendergast Elementary District	917,357	1,285,280	49,949	2,252,586	\$531,183	\$85,303
070211000	Peoria Unified School District	1,298,242	4,329,372	107,573	5,735,187	\$1,280,569	\$389,840
070401000	Phoenix Elementary District	583,883	810,872	0	1,394,755	\$0	\$6,440
070510000	Phoenix Union High School District	622,462	2,237,564	45,816	2,905,842	\$822,158	\$234,049
070295000	Queen Creek Unified District	307,107	1,303,260	75,605	1,685,972	\$82,804	\$143,190

Food Service Program Information

MEALS SERVED

	Breakfasts	Lunches	A La Carte and Snacks	Totals	Value of Donated Commodities	Food Services Expenditures Funds 001 and 610
--	------------	---------	--------------------------	--------	------------------------------------	---

Maricopa County

Districts

070402000	Riverside Elementary District	118,622	147,223	28,498	294,343	\$68,789	\$15,870
070466000	Roosevelt Elementary District	653,074	1,295,679	194,531	2,143,284	\$335,732	\$94,789
070290000	Saddle Mountain Unified School Distr	322,443	396,541	32,635	751,619	\$76,759	\$16,530
070248000	Scottsdale Unified District	780,116	2,435,379	176,174	3,391,669	\$588,370	\$537,129
070371000	Sentinel Elementary District	4,917	5,524	0	10,441	\$2,537	\$40,209
070403000	Tempe School District	629,960	1,386,764	101,192	2,117,916	\$0	\$558,345
070513000	Tempe Union High School District	197,385	915,408	517,456	1,630,249	\$198,233	\$200,901
070417000	Tolleson Elementary District	483,728	1,115,646	591,947	2,191,321	\$0	\$82,047
070462000	Union Elementary District	171,381	288,364	5,694	465,439	\$0	\$61,486
070406000	Washington Elementary School Distri	2,326,006	2,937,500	266,498	5,530,004	\$1,404,342	\$453,871
070209000	Wickenburg Unified District	44,440	130,263	31,025	205,728	\$0	\$13,146
070407000	Wilson Elementary District	61,554	174,089	6,488	242,131	\$44,492	\$23,181
District Totals		30,825,163	64,504,265	9,513,042	104,842,470	\$17,161,419	\$8,996,401

Charters

078270000	Academy of Mathematics and Scienc	59,228	169,419	15,354	244,001	\$19,805	\$0
078701000	Acclaim Charter School	5,551	27,290	0	32,841	\$0	\$3,721
078967000	All Aboard Charter School	1,987	6,216	0	8,203	\$0	\$1,222
078950000	American Charter Schools Foundatio	3,104	14,078	0	17,182	\$3,541	\$15,213
078947000	American Charter Schools Foundatio	5,760	21,252	0	27,012	\$2,351	\$22,340
078948000	American Charter Schools Foundatio	1,527	7,076	0	8,603	\$2,528	\$11,964
078951000	American Charter Schools Foundatio	14,648	26,046	0	40,694	\$5,596	\$28,721
078983000	American Charter Schools Foundatio	7,385	24,503	0	31,888	\$5,431	\$41,160
078517000	American Charter Schools Foundatio	3,829	24,478	0	28,307	\$7,134	\$34,279
078953000	American Charter Schools Foundatio	10,941	30,471	0	41,412	\$7,698	\$32,212
078956000	American Charter Schools Foundatio	4,301	33,887	0	38,188	\$7,576	\$32,654
118722000	American Charter Schools Foundatio	5,344	13,343	0	18,687	\$0	\$10,763
078725000	American Leadership Academy, Inc.	202,432	1,102,257	219,371	1,524,060	\$29,867	\$2,531,506
078226000	Arizona Autism Charter Schools, Inc.	35,991	39,733	48,120	123,844	\$0	\$6,300
078988000	Ball Charter Schools (Dobson)	19,110	61,418	10,648	91,176	\$0	\$0
078987000	Ball Charter Schools (Hearn)	0	0	0	0	\$683	\$0
078282000	BASIS Charter Schools, Inc.	11,427	49,108	0	60,535	\$192,760	\$3,877
078972000	Bell Canyon Charter School, Inc	45,788	49,440	21,015	116,243	\$0	\$1,639
078565000	CAFA, Inc. dba Learning Foundation	8,017	13,788	0	21,805	\$0	\$9,605
078564000	CAFA, Inc. dba Learning Foundation	29,871	75,361	0	105,232	\$0	\$50,186
098749000	CAFA, Inc. dba Learning Foundation	22,270	26,006	0	48,276	\$0	\$7,009
078909000	Calibre Academy	76,672	50,038	0	126,710	\$0	\$47,597
078959000	Camelback Education, Inc	474	68,243	1,511	70,228	\$0	\$0
078524000	Career Success Schools	1,875	3,727	0	5,602	\$0	\$13,159
078218000	CASA Academy	16,332	19,808	0	36,140	\$0	\$0
078991000	Caurus Academy, Inc	0	25,416	0	25,416	\$0	\$7,787
078772000	Challenge School, Inc.	15,486	50,813	0	66,299	\$0	\$58,564
078549000	Choice Academies, Inc.	0	63,857	2,068	65,925	\$0	\$185,447
078995000	Cholla Academy	15,042	58,611	0	73,653	\$0	\$11,798
078530000	Concordia Charter School, Inc.	10,680	18,680	0	29,360	\$6,273	\$58,350
078994000	Cornerstone Charter School, Inc	7,899	12,512	0	20,411	\$4,693	\$22,052
078975000	Cortez Park Charter Middle School, I	30,505	27,811	0	58,316	\$0	\$0
078608000	CPLC Community Schools	4,965	6,330	0	11,295	\$0	\$0
078544000	Daisy Education Corporation dba Par	0	39,918	0	39,918	\$0	\$0

Food Service Program Information

MEALS SERVED

			A La Carte and Snacks		Value of Donated Commodities	Food Services Expenditures Funds 001 and 610
	Breakfasts	Lunches		Totals		

Maricopa County

Charters

Charter ID	Charter Name	Breakfasts	Lunches	A La Carte and Snacks	Totals	Value of Donated Commodities	Food Services Expenditures Funds 001 and 610
078577000	Daisy Education Corporation dba. So	0	22,914	0	22,914	\$0	\$0
078621000	Desert Heights Charter Schools	28,317	83,560	0	111,877	\$0	\$37,903
078202000	EAGLE College Prep Harmony, LLC	11,494	23,272	0	34,766	\$0	\$0
078222000	EAGLE College Prep Maryvale, LLC	23,915	54,407	0	78,322	\$0	\$0
078223000	EAGLE College Prep Mesa, LLC.	11,090	25,108	0	36,198	\$0	\$0
078541000	EAGLE South Mountain Charter, Inc.	15,548	52,603	0	68,151	\$0	\$0
078509000	East Mesa Charter Elementary Scho	45,998	93,118	108,347	247,463	\$19,631	\$0
078573000	Edison Project	0	18,661	0	18,661	\$0	\$2,281
078971000	Edkey, Inc. - Arizona Conservatory fo	8,160	22,915	0	31,075	\$0	(\$23,143)
078742000	Edkey, Inc. - Pathfinder Academy	8,676	107,769	0	116,445	\$0	(\$77,855)
078740000	Edkey, Inc. - Redwood Academy	8,160	22,915	0	31,075	\$0	(\$14,001)
078915000	Edkey, Inc. - Sequoia Charter School	22,488	83,044	0	105,532	\$0	\$38,958
078705000	Edkey, Inc. - Sequoia Choice School	8,686	33,566	0	42,252	\$0	(\$9,909)
078246000	Edkey, Inc. - Sequoia Pathway Acad	24,963	72,931	0	97,894	\$0	(\$65,836)
078744000	Edkey, Inc. - Sequoia School for the	6,534	9,898	0	16,432	\$0	\$2,292
078917000	Edkey, Inc. - Sequoia Village School	16,505	44,926	0	61,431	\$0	\$1,556
078717000	EduPreneurship, Inc.	6,909	6,909	6,909	20,727	\$0	\$2,549
078401000	Empower College Prep	68,952	126,211	0	195,163	\$0	\$0
078711000	Espiritu Community Development Co	454,644	459,917	0	914,561	\$28,445	\$60,525
078275000	Espiritu Schools	10,532	10,729	0	21,261	\$40,263	\$0
078254000	Ethos Academy - A Challenge Found	24,591	46,814	0	71,405	\$0	\$10,303
078901000	Excalibur Charter Schools, Inc.	45,529	41,586	0	87,115	\$809	\$0
078785000	Fit Kids, Inc. dba Champion Schools	157,619	193,224	5,135	355,978	\$0	\$0
078263000	Franklin Phonetic Primary School, In	0	0	0	0	\$59,217	\$0
078611000	Friendly House, Inc.	40,483	53,228	8,758	102,469	\$0	\$85,778
078585000	George Gervin Youth Center, Inc.	21,088	18,478	0	39,566	\$0	\$0
078594000	Happy Valley East	0	58,751	0	58,751	\$0	\$10,450
078998000	Happy Valley School, Inc.	80,054	123,288	0	203,342	\$0	\$12,159
078985000	Heritage Elementary School	139,962	104,499	59,117	303,578	\$0	\$0
078244000	Highland Prep	6,166	51,922	0	58,088	\$0	\$11,131
078204000	Hirsch Academy A Challenge Found	12,107	26,307	0	38,414	\$0	\$14,925
078535000	Imagine Avondale Elementary, Inc.	0	0	0	0	\$0	(\$275)
078553000	Imagine Avondale Middle, Inc.	0	0	0	0	\$0	\$77
078519000	Imagine Charter Elementary at Came	10,201	105,416	69,422	185,039	\$0	\$1,025
078520000	Imagine Charter Elementary at Deser	37,844	108,558	29,117	175,519	\$0	\$8,342
078536000	Imagine Coolidge Elementary, Inc.	73,400	97,449	15	170,864	\$0	\$2,749
078521000	Imagine Middle at East Mesa, Inc.	3,742	10,627	11,931	26,300	\$3,601	\$22,807
078522000	Imagine Middle at Surprise, Inc.	14,949	29,876	3	44,828	\$0	\$2,276
078547000	Imagine Prep Coolidge, Inc.	0	0	0	0	\$0	\$1,460
078537000	Imagine Prep Superstition, Inc.	17,587	62,309	0	79,896	\$0	\$0
078538000	Imagine Prep Surprise, Inc.	13,891	31,780	98	45,769	\$0	\$2,979
078210000	Incito Schools	7,866	23,761	0	31,627	\$0	\$29,778
078240000	Kaizen Education Foundation dba Ad	9,233	12,112	0	21,345	\$3,479	\$14,723
078230000	Kaizen Education Foundation dba Di	9,731	13,971	0	23,702	\$2,888	\$18,795
078718000	Kaizen Education Foundation dba El	6,884	57,588	0	64,472	\$8,134	\$44,643
078570000	Kaizen Education Foundation dba Gil	0	22,776	0	22,776	\$5,367	\$18,826
078580000	Kaizen Education Foundation dba Ha	7,722	20,940	0	28,662	\$0	\$21,160
078571000	Kaizen Education Foundation dba Lib	19,315	33,362	0	52,677	\$4,808	\$41,215
078949000	Kaizen Education Foundation dba M	28,605	30,024	0	58,629	\$8,288	\$39,017

Food Service Program Information

MEALS SERVED

	Breakfasts	Lunches	A La Carte and Snacks	Totals	Value of Donated Commodities	Food Services Expenditures Funds 001 and 610
--	------------	---------	--------------------------	--------	------------------------------------	---

Maricopa County

Charters

078576000	Kaizen Education Foundation dba Mi	15,626	47,089	0	62,715	\$3,707	\$42,123
078999000	Kaizen Education Foundation dba So	49,307	56,714	0	106,021	\$0	\$73,018
078765000	Kaizen Education Foundation dba So	20,739	23,780	0	44,519	\$4,473	\$32,237
078952000	Kaizen Education Foundation dba Su	3,085	14,532	0	17,617	\$5,035	\$25,000
078954000	Kaizen Education Foundation dba Te	2,452	3,420	0	5,872	\$243	\$0
078567000	Kaizen Education Foundation dba Vi	5,877	14,460	0	20,337	\$5,092	\$37,930
078946000	Kaizen Education Foundation dba Vi	0	0	0	0	\$1,427	\$0
078968000	LEAD Charter Schools	20,371	45,136	0	65,507	\$0	\$24,846
078416000	Legacy Traditional School - Avondale	24,721	126,641	0	151,362	\$0	\$0
078642000	Legacy Traditional School - Deer Vall	13,475	32,462	0	45,937	\$0	\$41,941
078413000	Legacy Traditional School - East Mes	30,408	124,236	0	154,644	\$0	\$0
108603000	Legacy Traditional School - East Tuc	10,868	28,065	0	38,933	\$0	\$58,554
078229000	Legacy Traditional School - Gilbert	19,971	105,698	0	125,669	\$0	\$0
078408000	Legacy Traditional School - Glendale	28,387	124,328	0	152,715	\$0	\$0
078635000	Legacy Traditional School - Goodyea	16,853	63,377	0	80,230	\$0	\$0
078215000	Legacy Traditional School - Laveen	15,804	119,512	0	135,316	\$0	\$0
078641000	Legacy Traditional School - Mesa	21,046	56,913	0	77,959	\$0	\$0
078409000	Legacy Traditional School - North Ch	22,721	93,059	0	115,780	\$0	\$0
078407000	Legacy Traditional School - Peoria	15,210	68,748	0	83,958	\$0	\$2,766
078415000	Legacy Traditional School - Phoenix	27,026	136,606	0	163,632	\$0	\$0
078274000	Legacy Traditional School - Surprise	44,652	199,142	0	243,794	\$0	\$0
078636000	Legacy Traditional School - West Sur	32,350	123,948	0	156,298	\$0	\$0
078784000	Liberty Traditional Charter School	22,568	68,212	11,834	102,614	\$0	\$42,274
078592000	Maryvale Preparatory Academy	22,389	111,434	0	133,823	\$7,427	\$0
078743000	MCCCD on behalf of Phoenix Colleg	6,209	23,106	0	29,315	\$0	\$0
078976000	Midtown Primary School	43,412	116,341	57,808	217,561	\$4,987	\$30,992
078791000	Milestones Charter School	117,058	209,020	16,614	342,692	\$673	\$43,330
078556000	Morrison Education Group, Inc.	13,812	65,282	4,841	83,935	\$0	\$0
078640000	Morrison Education Group, Inc.	8,771	35,491	3,882	48,144	\$0	\$0
078760000	New World Educational Center	18,596	20,093	0	38,689	\$4,463	\$25,709
078930000	Noah Webster Schools - Mesa	40,567	78,439	0	119,006	\$11,569	\$0
078261000	Noah Webster Schools-Pima	26,284	45,337	0	71,621	\$8,940	\$0
078907000	P.L.C. Charter Schools	64,998	66,199	0	131,197	\$69,286	\$0
078940000	Pan-American Elementary Charter	31,667	124,939	0	156,606	\$0	\$215
078912000	Paragon Management, Inc.	0	278,747	47,765	326,512	\$48,036	\$22,130
078792000	Pathfinder Charter School Foundatio	53,031	66,281	14,927	134,239	\$13,607	\$0
078238000	Pensar Academy	33,851	35,069	0	68,920	\$0	\$2,500
078693000	Phoenix International Academy	17,728	18,272	0	36,000	\$0	\$0
078939000	Premier Charter High School	1,262	12,135	0	13,397	\$1,914	\$0
078560000	Research Based Education Corporati	96	96	0	192	\$5,417	\$0
078688000	Sage Academy, Inc.	19,499	22,443	0	41,942	\$0	\$0
078656000	Salt River Pima-Maricopa Communit	62,728	65,500	10,125	138,353	\$30,607	\$0
078624000	Scholars Academy Sunnyslope	10,903	16,258	1,874	29,035	\$0	\$0
078256000	Self Development Academy-Phoenix	20,022	53,603	0	73,625	\$0	\$0
078914000	Skyline Schools, Inc.	143,983	170,944	11,257	326,184	\$0	\$0
078228000	Southwest Leadership Academy	17,149	35,732	19,373	72,254	\$0	\$37,610
078634000	STEP UP Schools, Inc.	5,484	8,162	0	13,646	\$0	\$6,490
078924000	Success School	34,483	126,548	13,676	174,707	\$0	\$50,000
078237000	Synergy Public School, Inc.	33,793	73,859	14,334	121,986	\$0	\$0

Food Service Program Information

MEALS SERVED

	Breakfasts	Lunches	A La Carte and Snacks	Totals	Value of Donated Commodities	Food Services Expenditures Funds 001 and 610
--	------------	---------	--------------------------	--------	------------------------------------	---

Maricopa County

Charters

078613000	The Boys & Girls Clubs of the Valley	7,885	30,400	0	38,285	\$190	\$8,842
078206000	The Paideia Academies, Inc	37,318	119,662	0	156,980	\$0	\$0
078411000	Think Through Academy	5,220	5,412	0	10,632	\$0	\$12,823
078935000	West Gilbert Charter Elementary Sch	32,872	118,256	35,330	186,458	\$0	\$0
078548000	West Valley Arts and Technology Ac	9,957	29,569	1,408	40,934	\$0	\$0
078221000	Western School of Science and Tech	45,592	54,778	0	100,370	\$0	\$5,200
Charter Totals		3,698,717	8,928,438	881,987	13,509,143	\$707,959	\$4,245,318

Maricopa County Totals 34,523,880 73,432,703 10,395,029 118,351,613 \$17,869,379 \$13,241,720

Mohave County

Districts

080415000	Bullhead City School District	237,925	259,413	39,634	536,972	\$152,366	\$46,780
080214000	Colorado City Unified District	42,546	48,951	405	91,902	\$0	\$16,445
080502000	Colorado River Union High School Di	48,536	130,917	12,242	191,695	\$26,618	\$75
080303000	Hackberry School District	3,427	5,648	0	9,075	\$0	\$22,163
080220000	Kingman Unified School District	174,754	566,749	7,513	749,016	\$0	\$2,562
080201000	Lake Havasu Unified District	141,057	445,365	38,700	625,122	\$245,530	\$59,859
080209000	Littlefield Unified District	27,662	53,140	0	80,802	\$0	\$16,891
080416000	Mohave Valley Elementary District	87,188	149,138	654	236,980	\$198,233	\$19,511
080306000	Owens School District No.6	2,326	2,249	0	4,575	\$0	\$37,939
080208000	Peach Springs Unified District	16,103	32,741	259	49,103	\$8,552	\$11,109
080412000	Topock Elementary District	13,440	13,391	153	26,984	\$0	\$0
080313000	Yucca Elementary District	3,415	4,558	0	7,973	\$3,109	\$35,925
District Totals		798,379	1,712,260	99,560	2,610,199	\$634,407	\$269,259

Charters

088758000	Mohave Accelerated Learning Center	15,078	94,093	34,641	143,812	\$5,724	\$369,812
088702000	Telesis Center for Learning, Inc.	8,018	23,262	5,390	36,670	\$0	\$31,559
Charter Totals		23,096	117,355	40,031	180,482	\$5,724	\$401,371

Mohave County Totals 821,475 1,829,615 139,591 2,790,681 \$640,131 \$670,630

Food Service Program Information

MEALS SERVED

	Breakfasts	Lunches	A La Carte and Snacks	Totals	Value of Donated Commodities	Food Services Expenditures Funds 001 and 610
--	------------	---------	--------------------------	--------	------------------------------------	---

Navajo County

Districts

090232000	Blue Ridge Unified School District No	127,088	283,123	117,443	527,654	\$116,993	\$41,347
090206000	Heber-Overgaard Unified District	27,812	38,871	4,081	70,764	\$0	\$5,650
090203000	Holbrook Unified District	127,058	193,481	28,474	349,013	\$0	\$39,766
090202000	Joseph City Unified District	63,325	46,071	0	109,396	\$8	\$10,315
090227000	Kayenta Unified School District #27	120,339	212,455	0	332,794	\$0	\$82,106
090204000	Pinon Unified District	51,931	97,047	4,257	153,235	\$112,128	\$51,104
090210000	Show Low Unified District	61,524	165,540	1,014	228,078	\$0	\$74,724
090205000	Snowflake Unified District	56,570	198,019	11,085	265,674	\$73,372	\$53,169
090220000	Whiteriver Unified District	145,015	252,016	5,136	402,167	\$128,458	\$49,000
090201000	Winslow Unified District	91,054	224,136	0	315,190	\$0	\$22,532
	District Totals	871,716	1,710,759	171,490	2,753,965	\$430,959	\$429,714

Charters

098745000	Career Development, Inc.	8,725	10,061	1,388	20,174	\$0	\$1,903
098746000	Shonto Governing Board of Educatio	24,854	34,160	1,874	60,888	\$0	\$32,706
	Charter Totals	33,579	44,221	3,262	81,062	\$0	\$34,609

Navajo County Totals	905,295	1,754,980	174,752	2,835,027	\$430,959	\$464,323
-----------------------------	----------------	------------------	----------------	------------------	------------------	------------------

Food Service Program Information

MEALS SERVED

			A La Carte and Snacks	Totals	Value of Donated Commodities	Food Services Expenditures Funds 001 and 610
	Breakfasts	Lunches				

Pima County

Districts

	Breakfasts	Lunches	A La Carte and Snacks	Totals	Value of Donated Commodities	Food Services Expenditures Funds 001 and 610	
100215000	Ajo Unified District	20,982	47,224	0	68,206	\$34,264	\$3,000
100351000	Altar Valley Elementary District	57,314	53,523	0	110,837	\$25,443	\$11,168
100210000	Amphitheater Unified District	509,415	1,194,861	69,244	1,773,520	\$464,174	\$231,931
100240000	Baboquivari Unified School District #	154,878	222,722	47,326	424,926	\$66,741	\$47,565
100216000	Catalina Foothills Unified District	87,218	513,229	53,914	654,361	\$128,306	\$29,508
100339000	Continental Elementary District	29,753	68,156	1,147	99,056	\$0	\$15,858
100208000	Flowing Wells Unified District	176,729	611,519	166,596	954,844	\$251,464	\$45,829
100206000	Marana Unified District	514,045	1,257,385	77,738	1,849,168	\$201,009	\$180,465
100811000	Pima County JTED	0	0	51,557	51,557	\$0	\$0
100230000	Sahuarita Unified District	250,531	713,443	59,238	1,023,212	\$215,661	\$66,428
100212000	Sunnyside Unified District	2,059,163	1,545,640	460,904	4,065,707	\$0	\$152,260
100213000	Tanque Verde Unified District	104,001	217,302	0	321,303	\$0	\$117,959
100201000	Tucson Unified District	1,062,487	4,137,239	11,824	5,211,550	\$1,107,953	\$481,449
100220000	Vail Unified District	488,142	1,502,023	5,182	1,995,347	\$301,476	\$93,474
	District Totals	5,514,658	12,084,266	1,004,670	18,603,594	\$2,796,490	\$1,476,894

Charters

108734000	Academy Del Sol, Inc.	54,010	105,282	0	159,292	\$0	\$30,000
078242000	Academy of Mathematics and Scienc	203,974	826,309	106,575	1,136,858	\$58,843	\$0
108713000	Academy of Mathematics and Scienc	0	76,112	9,711	85,823	\$9,841	\$0
108665000	Academy of Tucson, Inc.	0	58,416	0	58,416	\$0	\$0
108794000	American Charter Schools Foundatio	7,699	41,347	0	49,046	\$14,278	\$40,907
108785000	Aprender Tucson	6,726	33,307	6,397	46,430	\$0	\$0
108709000	Arizona Community Development Co	145,988	222,152	80,001	448,141	\$0	\$0
108720000	CITY Center for Collaborative Learni	5,436	18,509	0	23,945	\$0	\$28,655
108505000	CPLC Community Schools dba Hiaki	4,965	6,330	0	11,295	\$0	\$0
108793000	CPLC Community Schools dba Tolle	7,547	10,205	0	17,752	\$0	\$0
108666000	Daisy Education Corporation dba So	0	63,116	0	63,116	\$0	\$0
108502000	Daisy Education Corporation dba So	51,163	53,374	0	104,537	\$0	\$0
108503000	Daisy Education Corporation dba So	0	36,514	0	36,514	\$0	\$0
108504000	Daisy Education Corporation dba. So	0	11,000	0	11,000	\$0	\$0
108732000	Desert Sky Community School, Inc.	2,329	4,998	0	7,327	\$0	\$0
108506000	Ed Ahead	3,058	4,351	0	7,409	\$0	\$0
108789000	Griffin Foundation, Inc. The	6,719	16,912	0	23,631	\$93	\$141
108726000	Ha:san Educational Services	1,903	4,276	0	6,179	\$0	\$91,147
108735000	Institute for Transformative Educatio	1,170	3,413	0	4,583	\$0	\$470
108706000	Kaizen Education Foundation dba Sk	3,175	7,277	0	10,452	\$1,706	\$5,572
108414000	Legacy Traditional School - Northwes	24,564	122,059	0	146,623	\$0	\$0
108798000	Math and Science Success Academy	0	82,956	8,831	91,787	\$17,124	\$0
108707000	Nosotros, Inc	17,979	28,385	0	46,364	\$0	\$56,380
108507000	Pima Prevention Partnership	8,800	16,625	0	25,425	\$0	\$6,851
108799000	Pima Prevention Partnership dba Pi	5,252	8,475	0	13,727	\$0	\$0
108711000	Pima Prevention Partnership dba Pi	5,854	13,979	0	19,833	\$0	\$0
108744000	Portable Practical Educational Prepa	37,334	56,803	0	94,137	\$0	\$0
108778000	Presidio School	11,140	43,908	0	55,048	\$8,437	\$9,858
108779000	Southgate Academy, Inc.	140,418	157,952	10,341	308,711	\$0	\$328,213
108227000	StrengthBuilding Partners	2,910	4,220	0	7,130	\$0	\$0
108722000	The Charter Foundation, Inc.	9,747	43,534	0	53,281	\$0	\$0
108773000	Tucson Country Day School, Inc.	0	75,605	2,404	78,009	\$0	\$8,239

Food Service Program Information

MEALS SERVED

						Value of Donated Commodities	Food Services Expenditures Funds 001 and 610
	Breakfasts	Lunches	A La Carte and Snacks	Totals			

Pima County

Charters

108714000	Tucson International Academy, Inc.	25,850	61,276	0	87,126	\$0	\$2,676
Charter Totals		795,710	2,318,977	224,260	3,338,947	\$110,322	\$609,110

Pima County Totals	6,310,368	14,403,243	1,228,930	21,942,542	\$2,906,813	\$2,086,004
---------------------------	------------------	-------------------	------------------	-------------------	--------------------	--------------------

Pinal County

Districts

110243000	Apache Junction Unified District	235,307	343,282	16,736	595,325	\$4,914	\$117,117
110404000	Casa Grande Elementary District	575,545	1,029,023	33,855	1,638,423	\$198,233	\$3,143
110502000	Casa Grande Union High School Dist	98,817	344,583	157,330	600,730	\$0	\$47,314
110221000	Coolidge Unified District	134,890	169,644	0	304,534	\$0	\$56,813
110411000	Eloy Elementary District	73,356	84,901	0	158,257	\$195,517	\$20,566
110201000	Florence Unified School District	585,979	1,027,548	51,205	1,664,732	\$180,405	\$118,386
110244000	J O Combs Unified School District	166,794	510,772	46,629	724,195	\$198,233	\$79,716
110208000	Mammoth-San Manuel Unified Distric	16,997	45,093	1,783	63,873	\$27,033	\$20,297
110220000	Maricopa Unified School District	208,385	747,280	1,999	957,664	\$198,233	\$115,421
110100000	Mary C O'Brien Accommodation Dist	20,735	23,834	0	44,569	\$13,320	\$88,210
110302000	Oracle Elementary District	9,853	39,045	1,290	50,188	\$0	\$2,750
110433000	Picacho Elementary District	22,734	25,856	0	48,590	\$6,843	\$14,693
110203000	Ray Unified District	18,866	30,976	745	50,587	\$0	\$6,275
110405000	Red Rock Elementary District	40,321	49,297	0	89,618	\$501	\$5,277
110418000	Sacaton Elementary District	56,527	59,462	0	115,989	\$0	\$37,192
110540000	Santa Cruz Valley Union High School	11,181	33,052	0	44,233	\$10,885	\$90,797
110424000	Stanfield Elementary District	44,753	71,343	7,917	124,013	\$0	\$1,243
110215000	Superior Unified School District	12,637	43,333	0	55,970	\$0	\$31,181
110422000	Toltec School District	118,858	107,793	0	226,651	\$163,489	\$20,697
District Totals		2,452,535	4,786,117	319,489	7,558,141	\$1,197,604	\$877,087

Charters

118720000	A+ Charter Schools	6,859	17,144	0	24,003	\$0	\$13,175
118703000	American Charter Schools Foundatio	3,318	8,248	0	11,566	\$3,637	\$12,804
118721000	ARCHES Academy	2,069	5,629	0	7,698	\$0	\$0
118708000	Leading Edge Academy Maricopa	35,933	67,359	0	103,292	\$0	\$8,000
078101000	Leading Edge Academy Queen Cree	0	29,100	0	29,100	\$0	\$5,038
118718000	Legacy Traditional School - Casa Gr	35,387	156,751	0	192,138	\$0	\$0
118719000	Legacy Traditional School - Maricopa	18,981	122,222	0	141,203	\$0	\$0
118715000	Legacy Traditional School - Queen C	31,134	146,132	0	177,266	\$0	\$0
118717000	The Grande Innovation Academy	0	58,200	0	58,200	\$0	\$9,700
Charter Totals		133,681	610,785	0	744,466	\$3,637	\$48,717

Pinal County Totals	2,586,216	5,396,902	319,489	8,302,607	\$1,201,241	\$925,804
----------------------------	------------------	------------------	----------------	------------------	--------------------	------------------

Food Service Program Information

MEALS SERVED

			A La Carte and Snacks		Value of Donated Commodities	Food Services Expenditures Funds 001 and 610
Breakfasts	Lunches			Totals		

Santa Cruz County

Districts

120201000	Nogales Unified District	513,091	675,696	59,322	1,248,109	\$198,233	\$175,085
120520000	Patagonia Union High School District	16,587	21,835	1,567	39,989	\$14,673	\$15,478
120328000	Santa Cruz Elementary District	17,271	16,388	0	33,659	\$6,626	\$3,884
120235000	Santa Cruz Valley Unified District	164,070	481,475	23,322	668,867	\$0	\$54,256
120425000	Sonoita Elementary District	7,476	15,920	0	23,396	\$0	\$26,720
District Totals		718,495	1,211,314	84,211	2,014,020	\$219,532	\$275,423

Charters

128704000	Kaizen Education Foundation dba Co	8,434	29,399	0	37,833	\$5,298	\$21,860
128703000	Mexicayotl Academy, Inc.	8,854	26,439	1,060	36,353	\$0	\$2,137
Charter Totals		17,288	55,838	1,060	74,186	\$5,298	\$23,997

Santa Cruz County Totals	735,783	1,267,152	85,271	2,088,206	\$224,830	\$299,420
---------------------------------	----------------	------------------	---------------	------------------	------------------	------------------

Yavapai County

Districts

130231000	Ash Fork Joint Unified District	11,552	28,032	0	39,584	\$10,873	\$56,526
130220000	Bagdad Unified District	9,293	34,763	8,435	52,491	\$0	\$0
130326000	Beaver Creek Elementary District	27,648	36,040	0	63,688	\$9,104	\$11,813
130228000	Camp Verde Unified District	24,400	69,433	10,905	104,738	\$23,895	\$14,161
130350000	Canon Elementary District	9,251	16,281	0	25,532	\$0	\$35,207
130251000	Chino Valley Unified District	281,888	362,646	337,741	982,275	\$0	\$102,696
130403000	Clarkdale-Jerome Elementary District	16,987	38,328	0	55,315	\$2,258	\$4,765
130317000	Congress Elementary District	14,670	14,670	2,513	31,853	\$5,634	\$5,745
130406000	Cottonwood-Oak Creek Elementary	150,217	312,084	141,564	603,865	\$0	\$106,095
130222000	Humboldt Unified District	273,385	669,230	62,977	1,005,592	\$0	\$87,667
130323000	Kirkland Elementary District	9,006	10,000	4,583	23,589	\$2,566	\$12,064
130243000	Mayer Unified School District	30,454	60,190	12,050	102,694	\$16,534	\$7,044
130504000	Mingus Union High School District	64,568	96,161	0	160,729	\$5,664	\$7,294
130201000	Prescott Unified District	117,015	321,934	9,364	448,313	\$131,375	\$66,756
130209000	Sedona-Oak Creek JUSD #9	28,611	63,325	15,518	107,454	\$0	\$2,415
130240000	Seligman Unified District	9,965	17,834	10,899	38,698	\$5,810	\$33,839
130315000	Skull Valley Elementary District	0	4,454	0	4,454	\$2,719	\$40,753
130352000	Yarnell Elementary District	3,855	4,054	0	7,909	\$1,858	\$21,896
District Totals		1,082,765	2,159,459	616,549	3,858,773	\$218,291	\$616,735

Charters

138760000	Acorn Montessori Charter School	34,414	56,047	0	90,461	\$22,183	\$133,229
138705000	Edkey, Inc. - Sequoia Ranch School	6,712	16,821	0	23,533	\$0	\$24,856
138751000	Franklin Phonetic Primary School, In	0	0	0	0	\$138,427	\$0
078516000	Prescott Valley Charter School	43,848	54,375	7,065	105,288	\$0	\$43,000
Charter Totals		84,974	127,243	7,065	219,282	\$160,610	\$201,085

Yavapai County Totals	1,167,739	2,286,702	623,614	4,078,055	\$378,901	\$817,820
------------------------------	------------------	------------------	----------------	------------------	------------------	------------------

Food Service Program Information

MEALS SERVED

	Breakfasts	Lunches	A La Carte and Snacks	Totals	Value of Donated Commodities	Food Services Expenditures Funds 001 and 610
--	------------	---------	--------------------------	--------	------------------------------------	---

Yuma County

Districts

140550000	Antelope Union High School District	27,669	29,671	0	57,340	\$0	\$119,445
140413000	Crane Elementary District	393,371	1,047,716	38,834	1,479,921	\$315,571	\$129,046
140432000	Gadsden Elementary District	404,122	811,072	102,342	1,317,536	\$369,273	\$39,287
140416000	Hyder Elementary District	15,796	14,521	0	30,317	\$0	\$33,814
140417000	Mohawk Valley Elementary District	19,086	20,094	740	39,920	\$442	\$13,851
140411000	Somerton Elementary District	218,930	477,047	80	696,057	\$152,307	\$45,564
140424000	Wellton Elementary District	18,977	22,704	9,993	51,674	\$840	\$1,521
140401000	Yuma Elementary District	641,981	1,395,138	107,923	2,145,042	\$0	\$214,156
140570000	Yuma Union High School District	453,451	937,680	120,930	1,512,061	\$144,287	\$295,399
District Totals		2,193,383	4,755,643	380,842	7,329,868	\$982,721	\$892,083

Charters

148760000	Harvest Power Community Develop	84,895	220,436	29,698	335,029	\$52,195	\$50,000
148759000	Juniper Tree Academy	0	55,810	0	55,810	\$0	\$24,129
148758000	Yuma Private Industry Council, Inc.	5,099	5,824	0	10,923	\$0	\$19,131
Charter Totals		89,994	282,070	29,698	401,762	\$52,195	\$93,260

Yuma County Totals	2,283,377	5,037,713	410,540	7,731,630	\$1,034,916	\$985,344
---------------------------	------------------	------------------	----------------	------------------	--------------------	------------------

State Totals	52,591,644	111,106,787	14,283,931	177,982,362	\$26,319,911	\$21,583,774
---------------------	-------------------	--------------------	-------------------	--------------------	---------------------	---------------------

Arizona School District State Summary of Financial Data

Arizona

Finances by Fund	July 1, 2021 Balance	Revenues	Transfers	Expenditures		June 30, 2022 Balance
				Budget	Actual	
Maintenance & Operations (M&O)	\$1,058,027,643	\$6,632,068,621	(\$7,340,808)	\$7,377,412,789	\$6,513,430,301	\$1,169,325,155
Clism St-CSF & Ins Imp Funds-IIF	\$332,187,377	\$795,030,588	\$0	\$1,107,862,399	\$601,680,968	\$525,536,997
Unrestricted Capital Outlay	\$532,550,327	\$572,287,262	(\$8,719,266)	\$1,187,090,109	\$462,381,900	\$633,736,422
Emergency Deficiencies Correction	\$358,326	\$889	\$0	\$494,130	\$1,242,572	(\$883,357)
Building Renewal	(\$10,032,657)	\$103,312,552	(\$123)	\$247,624,393	\$130,205,086	(\$36,925,314)
New School Facilities	(\$9,854,789)	\$145,085,966	\$0	\$107,390,796	\$144,820,570	(\$9,589,393)
Adjacent Ways	\$75,466,823	\$36,489,913	\$0	\$91,220,446	\$32,195,929	\$79,760,807
Debt Service	\$313,963,110	\$825,908,932	\$1,628,741	\$2,371,643	\$878,223,161	\$263,277,622
School Plant	\$116,008,970	\$21,940,639	\$10,678,505	\$97,513,448	\$24,012,499	\$124,615,614
Federal Projects	\$275,431,127	\$1,729,279,969	(\$91,753,967)	\$3,930,559,182	\$1,774,535,269	\$138,421,860
State Projects	\$83,908,579	\$117,116,100	\$0	\$157,955,971	\$102,455,403	\$98,569,276
Food Services	\$142,775,126	\$647,571,760	(\$41,798,463)	\$545,966,573	\$463,488,879	\$285,059,544
Other	\$658,768,808	\$398,571,338	\$145,710,685	\$763,743,068	\$447,020,620	\$756,030,211
Bond Building	\$1,265,668,670	\$367,659	\$535,918,345	\$1,413,790,295	\$697,166,460	\$1,104,788,214
Deduction for Bond Principal	\$0	\$0	\$0	\$0	(\$655,079,783)	\$655,079,783
Total	\$4,835,227,440	\$12,025,032,186	\$544,323,650	\$17,030,995,242	\$11,617,779,835	\$5,786,803,441
Fiduciary & Internal Service Funds	\$395,820,834	\$476,707,635	\$29,679,089	\$570,639,090	\$492,777,190	\$409,430,368

Revenues Received By Source	Local	County	State	Federal	Total Rev
Maintenance & Operations (M&O)	\$2,866,535,066	\$297,064,793	\$3,467,305,046	\$1,163,715	\$6,632,068,621
Unrestricted Capital Outlay	\$253,300,833	\$29,540,055	\$289,446,375	\$0	\$572,287,262
Classroom Site & Ins Improv Funds-CSF & IIF	\$2,397,052	\$0	\$792,189,130	\$0	\$794,586,182
School Facilities	\$0	\$0	\$248,399,407	\$0	\$248,399,407
Adjacent Ways	\$36,489,913	\$0	\$0	\$0	\$36,489,913
Debt Service	\$821,656,841	\$0	\$0	\$4,249,116	\$825,905,957
Other: See Definitions for Description	\$438,431,857	\$0	\$121,436,146	\$2,354,979,461	\$2,914,847,464
Total By Source	\$4,418,811,561	\$326,604,848	\$4,918,776,104	\$2,360,392,292	\$12,024,584,805
Percentage Of Total Revenues	36.75%	2.72%	40.91%	19.63%	100.00%

Special Education Expenditures	Budget	Actual	Capital Assets as of 6/30/2022			
Total All Disability Classifications	\$1,127,448,991	\$1,017,489,140	Bonds Outstanding	\$5,652,087,015		
Gifted Education	\$54,461,745	\$51,296,595	Land & Improvements	\$2,904,631,372		
ELL Program (Incr. & Comp. Instr.)	\$41,683,813	\$36,929,717	Building & Improvements	\$19,271,322,526		
Remedial Education	\$803,982	\$956,574	Furniture, Equip, Vehicles	\$2,016,736,495		
VoTech Education (Non-CTED)	\$25,408,995	\$21,634,161	Construction in Progress	\$842,725,403		
Career Education	\$555,453	\$446,782				
Career Technical Education (CTED)	\$229,727,712	\$189,474,353				
Total	\$1,480,090,690	\$1,318,227,321				

Gifted Program Duplicated Counts															
KG	1	2	3	4	5	6	7	8	K-8	9	10	11	12	9-12	K-12
1,225	2,273	3,901	4,346	5,166	6,134	6,528	6,222	7,025	42,820	6,570	7,278	8,405	8,070	30,323	73,143

Avg Daily Membership	Total Resident	Attending Resident	Other Attending	Total Attending	Gifted Program Actual Expenditures		Tax Rates		Valuation	
19-20 Elem	591,682.992	590,129.509	4,245.091	594,374.600	K-8	\$36,919,916	Primary	2.2520	\$158,457,794,207	
19-20 HS	317,870.693	314,631.891	9,804.459	324,436.350	9-12	\$14,704,074	Secondary	0.7397	\$236,329,913,364	
19-20 Total	909,553.685	904,761.400	14,049.550	918,810.950			S.R.P. and/or GPLET		\$3,180,790,806	
20-21 Elem	548,671.285	547,399.334	3,067.338	550,466.672	Certified Staff	Certified FTE	Students Per Staff	Classified Staff	Classified FTE	Students Per Staff
20-21 HS	310,406.306	307,457.183	8,538.199	315,995.382	Admins	3,488.26	258.21	Managers	3,340.86	269.61
20-21 Total	859,077.591	854,856.517	11,605.537	866,462.054	Teachers	49,242.41	18.29	Teacher Aides	14,145.62	63.67
21-22 Elem	554,261.041	552,977.286	4,362.360	557,339.646	Others	5,909.57	152.42	Others	29,853.65	30.17
21-22 HS	323,454.719	320,578.537	10,111.109	330,689.646	Subtotal	58,640.24	15.36	Subtotal	47,340.13	19.03
21-22 Total	877,715.760	873,555.823	14,473.469	888,029.292	Total FTE	105,980.37		Total Students Per Staff	8.50	

Teacher Salary	Prior FY	Current FY	Change	Chg %	Superintendent's Salary	
Year End FTE	51,201.36	51,358.49	157.13	0.31%	Fall 2021 Enrollment	900,715
Year End Salary	\$2,942,271,146	\$3,078,798,370	\$136,527,224	4.64%	Number of Schools	1,836
Average Salary	\$57,465	\$59,947	\$2,482	4.32%		

Finances by Project	Revenues	Expenditures	
		Budget	Actual
General Projects	\$1,954,151,679	\$1,837,563,914	\$1,775,771,590
Federal Projects	\$349,589,107	\$297,346,818	\$310,995,261
State Projects	\$29,416,520	\$21,598,463	\$25,688,512
Classroom Site & Instruction Improvement Projects	\$198,534,902	\$180,368,453	\$189,732,367
Schoolwide Project Total	\$2,531,692,208	\$2,336,877,649	\$2,302,187,729

Revenues Received By Source	Local	Intermediate	State	Federal	Total Rev
Schoolwide Project	\$154,696,138	\$3,015,340	\$1,995,337,361	\$384,137,663	\$2,537,186,502
Percentage Of Total Revenues	6.10%	0.12%	78.64%	15.14%	100.00%

Capital Acquisitions		Special Education Expenditures	Budget	Actual
Land & Land Improvements	\$25,104,138	Total All Disability Classifications	\$130,927,047	\$133,595,351
Site Improvements	\$2,459,275	Gifted Education	\$745,137	\$1,138,944
Buildings & Building Improvements	\$79,481,886	ELL Program (Incr. Costs & Comp.)	\$69,310	\$90,159
Equipment	\$39,490,118	Remedial Education	\$172,900	\$73,899
Construction in Progress	\$56,227,128	VoTech Education	\$157,805	\$20,560
		Career Education	\$50,415	\$287
		Total	\$132,122,614	\$134,919,200

Capital Assets as of 6/30/2022	
Land & Land Improvements	\$387,366,092
Site Improvements	\$47,841,813
Buildings & Building Improvements	\$2,086,989,842
Equipment	\$279,857,919
Construction in Progress	\$112,034,322

Gifted Program Actual Expenditures	
K-8	\$1,237,623
9-12	\$104,589

Gifted Program Duplicated Counts															
KG	1	2	3	4	5	6	7	8	K-8	9	10	11	12	9-12	K-12
69	180	281	247	333	324	321	296	215	2,266	90	73	53	61	277	2,543

Teacher Salary	Prior FY	Current FY	Change	Chg %	Average Daily Membership	Total Attending
Year End FTE	12,323.50	12,482.00	158.50	1.29%	2019-2020 Elementary	139,928.310
Year End Salary	\$599,236,189	\$611,214,017	\$11,977,828	2.00%	2019-2020 High School	57,640.361
Average Salary	\$48,625	\$48,968	\$343	0.70%	2019-2020 Total	197,568.671
					2020-2021 Elementary	148,060.762
					2020-2021 High School	59,285.063
					2020-2021 Total	207,345.825
					2021-2022 Elementary	160,502.868
					2021-2022 High School	60,336.126
					2021-2022 Total	220,838.994

Fall 2021 Enrollment	231,637	Number of Schools	565
----------------------	---------	-------------------	-----

Current Expenditures and Per Pupil Expenditure Amounts - Definitions

Current expenditures by type of expenditure and total expenditures by fund for each school district and charter school were reported to the Arizona Department of Education on each district's or charter school's Annual Financial Report (AFR).

Please note that information on the Annual Financial Report (AFR) is not audited. The current expenditure figures and the expenditures by fund or project are reported separately on the AFR. Differences between current expenditures and total expenditures are due to differences in definition or differences in how various districts and charters account for expenditures.

The following pages present data on total and per pupil expenditures for school districts and for charters at the charter holder level. Two types of expenditures are listed: current expenditures by type of expenditure and total expenditures by fund or project.

Summary of Current Expenditures by Type of District

This summary page lists the types of districts and charter schools. The table provides the attending Average Daily Membership (ADM)¹ for each, and lists the total dollars expended by type of expenditure. The per student amounts were calculated by dividing the reported expenditure figures by the resident attending ADM, plus other attending ADM for the district or charter school as reported to the Arizona Department of Education.

Current Expenditures for District and Charter Schools (Sections I & II)

Expenditures by type are summarized for each district and charter from all funds or projects for elementary and secondary education to include, for example, Maintenance & Operations (M&O), Classroom Site Fund (CSF), Instructional Improvement Fund (IIF), and most federal and state projects. Excluded are expenditures for land and land improvements, buildings and building improvements, furniture, equipment, and vehicles. Also excluded are Internal Service Fund operations, Community School Fund operations, debt retirement, student activities, and nonpublic school programs (e.g., adult/continuing education, community college education, community services, and day care centers). Total reported expenditures, by category, are divided by total attending ADM. Current expenditures are reported under the following categories:

A. Classroom Instruction:

Regular and special education expenditures related to activities associated directly with the interaction between teachers and students, excluding classroom supplies.

B. Classroom Supplies:

All supply and textbook expenditures related to regular and special education classroom instruction, excluding library books.

C. Administration:

All expenditures pertaining to administering policy for the operation of the district or charter, the business operations of the district or charter, school level administration, and all other central support services.

¹ Resident ADM plus Other Attending ADM (all students residing in the district regardless of the student's district of attendance).

Current Expenditures and Per Pupil Expenditure Amounts - Definitions

D. Student Support Services:

Expenditures for services such as social work, guidance, health, psychological, speech pathology and audiology services designed to assess and improve the students' well-being and to supplement the teaching process.

E. Other Support Services and Operations:

Expenditures for instructional staff support, media services, and non-instructional services, such as food services, plant and maintenance support, transportation, and community services operations.

Expenditures by Fund for School Districts (Section III)

A. Maintenance & Operation, CSF & IIF Expenditures

1. Fund 001 – Maintenance & Operation (M&O)

Fund designated for administration, instruction, instruction support, and operations expenditures for regular education programs, special education programs, pupil transportation, desegregation, overrides, K3 reading program, and dropout prevention programs.

2. Funds 010 - Classroom Site Fund Total (CSF)

Expenditures of Classroom Site Funds, which districts receive as approved by the voters in 2000 as part of Proposition 301. Expenditures are recorded directly in one base fund, for teacher base salary increases, performance-based teacher compensation increases, and other maintenance and operation purposes as detailed in A.R.S. §15-977.

3. Fund 020 - Instructional Improvement Fund (IIF)

Expenditures of revenues generated by the Arizona Tribal-State Gaming Compacts, which districts receive as approved by the voters in 2002 with passage of Proposition 202. Pursuant to A.R.S. §15-979, these funds may be expended for teacher compensation increases and class size reduction; and, must be used for M&O purposes like dropout prevention programs and instructional improvement programs.

B. Capital Expenditures

Fund 610 - Unrestricted Capital Outlay

Capital expenditures for transactions relating to the acquisition by purchase, lease-purchase, or lease as prescribed by A.R.S. §15-903(C). Expenditures include land, buildings, improvements to land and buildings, furniture and equipment, pupil and non-pupil transportation vehicles, and instructional aids, which would include library books.

Current Expenditures and Per Pupil Expenditure Amounts - Definitions

C. Facilities Expenditures

1. Fund 686 – Emergency Deficiencies Correction

Capital expenditures from monies received from the School Facilities Board to correct emergency deficiencies, such as square footage and quality deficiencies. A.R.S. §15-2022

2. Fund 691 - Building Renewal Grant

Accounts for building renewal grant monies that districts may request from the School Facilities Board. These monies may be used for major renovations and repairs to buildings, upgrading systems and areas that will maintain or extend buildings' useful lives, and infrastructure costs. These monies may not be used for new construction, remodeling interior space for aesthetic or preferential reasons, exterior beautification, demolition, routine preventative maintenance, or any project in a building, or part of a building, that is being leased to another entity. A.R.S. §15-2032

3. Fund 695 - New School Facilities

Accounts for monies received from the School Facilities Board to be used for constructing new school facilities and purchasing land for new school sites as prescribed by A.R.S. §15-2041. Any surplus monies received from the School Facilities Board may be used only for capital purposes for the project up to 1 year after completion of the project. Any surplus monies remaining after 1 year must be returned to the School Facilities Board.

4. Fund 620 – Adjacent Ways

Expenditures related to special assessments to finance the improvement of public ways adjacent to school property, in accordance with A.R.S. §15-995.

5. Funds 700 & 720 - Debt Service

Payment of interest and principal on bonds (700) A.R.S. §15-1022, payment of impact aid revenue bond principal and interest payments (720) A.R.S. §15-2107.

D. State & Federal Project Expenditures

1. Funds 100 through 399 – Federal Projects

Expenditures from federally funded projects, such as Title I, Title IV, IDEA, E-Rate (A.R.S. §15-1261), and Impact Aid [(A.R.S. §15-905(R))].

2. Funds 400 through 499-State Projects

Expenditures from state funded projects, such as Early Childhood Block Grant, Gifted (A.R.S. §15-779.03), and Results-Based Funding (A.R.S. §15-249.08).

E. Other Expenditures

1. Fund 510 - Food Service

Expenditures for purpose of preparing and serving of meals and snacks related with school functions. A.R.S. §15-1154

Current Expenditures and Per Pupil Expenditure Amounts - Definitions

2. Fund 500 - School Plant
Expenditures made for maintenance and operation purposes, or certain capital items, with proceeds from the sale, lease, or condemnation of school property and used as specified in A.R.S. §15-1102.
3. Other Funds
May include expenditures from miscellaneous funds, such Auxiliary Operations, Gifts and Donations, and Extracurricular Activities Fees Tax Credit.

Expenditures by Project for Charter Schools (Section IV)

Charter schools are not required to distinguish expenditures for capital from those expenditures made for maintenance and operation purposes. The Charter School Annual Financial Report (AFR) presents condensed financial activity of the charter school for comparison purposes and must agree with the charter school's accounting records.

A. General Projects (Schoolwide Project)

Project 1000 - Includes all regular education and special education expenditures for salaries, employee benefits, purchased professional and technical services, property services, student transportation, supplies, and other miscellaneous.

B. Classroom Site Project (CSP) & Instructional Improvement Project (IIP)

1. Project 1010 – CSP

Expenditures of Classroom Site Project monies, which charters receive as approved by the voters in 2000 as part of Proposition 301. Expenditures are recorded directly in one base fund, for teacher base salary increases, performance-based teacher compensation increases, and other maintenance and operation purposes as detailed in A.R.S. §15-977.

2. Project 1020 – IIP

Expenditures of revenues generated by the Arizona Tribal-State Gaming Compacts, which charters receive as approved by the voters in 2002 with passage of Proposition 202. Pursuant to A.R.S. §15-979, these funds may be expended for teacher compensation increases and class size reduction, and must be used for M&O purposes, such as dropout prevention programs and instructional improvement programs.

C. State & Federal Projects

1. Projects 1100 through 1399 – Federal Projects

Expenditures from federally funded projects, such as Title I, Title IV, and IDEA.

2. Projects 1400 through 1499 – State Projects

Expenditures from state funded projects, such as Vocational Education, Early Childhood Block Grant, Gifted Education (A.R.S. §15-779.03), and Charter School Stimulus Fund (A.R.S. §15-188).

Summary of Current Expenditures by Type of District

District Type	Classroom Instruction	Classroom Supplies	Administration	Student Support Services	Other Support Services and Operations	Total Current Expenditures
Accommodation Districts (Based on attending ADM of 2,084.165)	\$14,838,629	\$651,543	\$4,290,155	\$2,796,986	\$6,615,167	\$29,192,480
Per Student Amounts:	\$7,120	\$313	\$2,058	\$1,342	\$3,174	\$14,007
Common Districts Not Within H.S. District (Based on attending ADM of 8,245.776)	\$48,143,682	\$2,329,302	\$13,900,587	\$5,331,710	\$25,260,287	\$94,965,567
Per Student Amounts:	\$5,839	\$282	\$1,686	\$647	\$3,063	\$11,517
Common Districts Within H.S. District (Based on attending ADM of 201,389.257)	\$1,144,478,501	\$67,427,785	\$271,136,834	\$198,911,278	\$614,041,151	\$2,295,995,550
Per Student Amounts:	\$5,683	\$335	\$1,346	\$988	\$3,049	\$11,401
High School Districts (Based on attending ADM of 102,332.133)	\$562,374,581	\$26,148,329	\$118,435,253	\$103,876,183	\$302,884,168	\$1,113,718,514
Per Student Amounts:	\$5,496	\$256	\$1,157	\$1,015	\$2,960	\$10,883
Career and Technical Education Districts (Based on attending ADM of 34,386.578)	\$105,056,124	\$3,343,109	\$19,354,247	\$5,435,229	\$16,407,690	\$149,596,399
Per Student Amounts:	\$3,055	\$97	\$563	\$158	\$477	\$4,350
Unified Districts (Based on attending ADM of 541,738.973)	\$3,229,900,998	\$163,119,951	\$582,757,174	\$531,036,901	\$1,485,633,461	\$5,992,448,484
Per Student Amounts:	\$5,962	\$301	\$1,076	\$980	\$2,742	\$11,062
Charter Schools (Based on attending ADM of 219,853.311)	\$1,022,007,645	\$85,595,432	\$450,608,370	\$125,417,750	\$403,888,811	\$2,087,518,007
Per Student Amounts:	\$4,649	\$389	\$2,050	\$570	\$1,837	\$9,495

For each type of district or charter school, the table provides the attending average daily membership (ADM), the total of the current expenditure figures reported, and the calculated per student amounts. The total current expenditure amounts are from the 2022 Annual Financial Report (AFR) of the school district or charter school. The per student amounts were calculated by dividing the reported current expenditure figures of the district or charter by the total resident ADM, plus other attending ADM for the district or charter type, as reported to the Arizona Department of Education (ADE).

Current Expenditures for Districts

Apache County

		Classroom Instruction	Classroom Supplies	Administration	Student Support Services	Other Support Services	Total Current Expenditures
Alpine Elementary District	010307000	\$808,591	\$22,763	\$235,163	\$72,794	\$191,198	\$1,330,509
Total ADM:	52.195	\$15,492	\$436	\$4,505	\$1,395	\$3,663	\$25,491
Chinle Unified District	010224000	\$27,221,873	\$1,732,230	\$6,703,992	\$5,050,169	\$18,895,821	\$59,604,085
Total ADM:	3,005.639	\$9,057	\$576	\$2,230	\$1,680	\$6,287	\$19,831
Concho Elementary District	010306000	\$1,859,987	\$42,568	\$455,659	\$170,882	\$1,396,922	\$3,926,018
Total ADM:	246.873	\$7,534	\$172	\$1,846	\$692	\$5,658	\$15,903
Ganado Unified School District	010220000	\$7,477,603	\$410,749	\$3,147,520	\$1,367,280	\$5,699,241	\$18,102,393
Total ADM:	1,071.798	\$6,977	\$383	\$2,937	\$1,276	\$5,317	\$16,890
Mcnary Elementary District	010323000	\$0	\$0	\$0	\$0	\$0	\$0
Total ADM:	141.862	\$0	\$0	\$0	\$0	\$0	\$0
Red Mesa Unified District	010227000	\$3,963,492	\$253,377	\$1,883,017	\$1,210,355	\$4,139,624	\$11,449,865
Total ADM:	435.807	\$9,095	\$581	\$4,321	\$2,777	\$9,499	\$26,273
Round Valley Unified District	010210000	\$7,748,215	\$727,522	\$1,929,034	\$1,298,924	\$3,662,802	\$15,366,497
Total ADM:	1,316.672	\$5,885	\$553	\$1,465	\$987	\$2,782	\$11,671
Sanders Unified District	010218000	\$4,844,842	\$235,620	\$1,998,766	\$1,172,953	\$4,604,087	\$12,856,268
Total ADM:	586.441	\$8,261	\$402	\$3,408	\$2,000	\$7,851	\$21,923
St Johns Unified District	010201000	\$3,670,684	\$285,364	\$1,117,639	\$728,796	\$2,892,334	\$8,694,817
Total ADM:	893.619	\$4,108	\$319	\$1,251	\$816	\$3,237	\$9,730
Vernon Elementary District	010309000	\$1,303,858	\$33,393	\$455,817	\$102,076	\$617,920	\$2,513,064
Total ADM:	158.524	\$8,225	\$211	\$2,875	\$644	\$3,898	\$15,853
Window Rock Unified District	010208000	\$0	\$0	\$0	\$0	\$0	\$0
Total ADM:	1,626.945	\$0	\$0	\$0	\$0	\$0	\$0
Apache Totals		\$58,899,145	\$3,743,586	\$17,926,607	\$11,174,229	\$42,099,949	\$133,843,516
Total ADM:	9,536.375	\$6,176	\$393	\$1,880	\$1,172	\$4,415	\$14,035

Current Expenditures for Districts		Classroom Instruction	Classroom Supplies	Administration	Student Support Services	Other Support Services	Total Current Expenditures
Cochise County							
Apache Elementary District	020342000	\$93,985	\$1,756	\$88,212	\$763	\$57,342	\$242,058
Total ADM:	6.270	Per ADM Amounts:	\$280	\$14,069	\$122	\$9,145	\$38,606
Ash Creek Elementary District	020453000	\$228,783	\$42,692	\$201,189	\$44,561	\$275,111	\$792,336
Total ADM:	26.940	Per ADM Amounts:	\$1,585	\$7,468	\$1,654	\$10,212	\$29,411
Benson Unified School District	020209000	\$6,931,351	\$235,360	\$1,533,952	\$1,081,540	\$3,467,482	\$13,249,685
Total ADM:	1,249.100	Per ADM Amounts:	\$188	\$1,228	\$866	\$2,776	\$10,607
Bisbee Unified District	020202000	\$4,088,475	\$388,777	\$1,025,726	\$362,290	\$2,228,300	\$8,093,568
Total ADM:	640.311	Per ADM Amounts:	\$607	\$1,602	\$566	\$3,480	\$12,640
Bowie Unified District	020214000	\$643,735	\$112,195	\$434,036	\$39,883	\$469,005	\$1,698,854
Total ADM:	64.262	Per ADM Amounts:	\$1,746	\$6,754	\$621	\$7,298	\$26,436
Cochise County Accommodation School District	020101000	\$0	\$0	\$6,266	\$3,680	\$0	\$9,946
Total ADM:	388.216	Per ADM Amounts:	\$0	\$16	\$9	\$0	\$26
Cochise Elementary District	020326000	\$1,135,999	\$10,370	\$249,811	\$39,492	\$490,445	\$1,926,117
Total ADM:	81.090	Per ADM Amounts:	\$14,009	\$3,081	\$487	\$6,048	\$23,753
Cochise Technology District	020801000	\$3,829,881	\$28,584	\$478,247	\$95,546	\$700	\$4,432,958
Total ADM:	965.809	Per ADM Amounts:	\$30	\$495	\$99	\$1	\$4,590
Double Adobe Elementary District	020345000	\$390,356	\$13,468	\$96,782	\$55,913	\$83,099	\$639,618
Total ADM:	40.950	Per ADM Amounts:	\$329	\$2,363	\$1,365	\$2,029	\$15,619
Douglas Unified District	020227000	\$22,578,029	\$1,386,359	\$4,693,984	\$2,988,227	\$9,610,637	\$41,257,236
Total ADM:	3,699.781	Per ADM Amounts:	\$6,103	\$1,269	\$808	\$2,598	\$11,151
Elfrida Elementary District	020412000	\$695,705	\$29,841	\$122,488	\$45,827	\$290,350	\$1,184,211
Total ADM:	96.143	Per ADM Amounts:	\$7,236	\$1,274	\$477	\$3,020	\$12,317
Fort Huachuca Accommodation District	020100000	\$5,676,113	\$390,726	\$1,441,248	\$1,142,270	\$2,931,482	\$11,581,839
Total ADM:	805.155	Per ADM Amounts:	\$7,050	\$485	\$1,419	\$3,641	\$14,385
McNeal Elementary District	020355000	\$425,818	\$34,846	\$124,878	\$58,809	\$0	\$644,351
Total ADM:	58.852	Per ADM Amounts:	\$7,235	\$592	\$999	\$0	\$10,949
Naco Elementary District	020323000	\$57,873	\$16,142	\$407,094	\$266	\$458,220	\$939,595
Total ADM:	408.431	Per ADM Amounts:	\$142	\$997	\$1	\$1,122	\$2,300
Palomas Elementary School District 49	020349000	\$4,586,430	\$159,265	\$1,238,657	\$486,519	\$2,797,212	\$9,268,083
Total ADM:	1,096.524	Per ADM Amounts:	\$4,183	\$1,130	\$444	\$2,551	\$8,452

Current Expenditures for Districts

Cochise County

		Classroom Instruction	Classroom Supplies	Administration	Student Support Services	Other Support Services	Total Current Expenditures
Pearce Elementary District	020422000	\$771,613	\$39,389	\$251,782	\$48,254	\$465,846	\$1,576,885
Total ADM:	130.490	\$5,913	\$302	\$1,930	\$370	\$3,570	\$12,084
Pomerene Elementary District	020364000	\$906,078	\$31,494	\$145,943	\$80,086	\$218,567	\$1,382,168
Total ADM:	135.388	\$6,692	\$233	\$1,078	\$592	\$1,614	\$10,209
San Simon Unified District	020218000	\$1,022,609	\$168,397	\$345,924	\$128,634	\$747,446	\$2,413,010
Total ADM:	107.333	\$9,527	\$1,569	\$3,223	\$1,198	\$6,964	\$22,482
Sierra Vista Unified District	020268000	\$22,787,950	\$1,755,200	\$5,643,624	\$3,655,427	\$11,908,045	\$45,750,246
Total ADM:	4,619.548	\$4,933	\$380	\$1,222	\$791	\$2,578	\$9,904
St David Unified District	020221000	\$1,833,087	\$69,463	\$539,900	\$438,391	\$1,068,530	\$3,949,371
Total ADM:	376.503	\$4,869	\$184	\$1,434	\$1,164	\$2,838	\$10,490
Tombstone Unified District	020201000	\$5,104,206	\$213,177	\$1,170,866	\$972,823	\$3,712,701	\$11,173,773
Total ADM:	841.420	\$6,066	\$253	\$1,392	\$1,156	\$4,412	\$13,280
Valley Union High School District	020522000	\$1,059,133	\$70,623	\$363,903	\$88,140	\$540,494	\$2,122,293
Total ADM:	104.449	\$10,140	\$676	\$3,484	\$844	\$5,175	\$20,319
Willcox Unified District	020213000	\$5,789,736	\$147,572	\$1,424,437	\$770,950	\$2,198,741	\$10,331,436
Total ADM:	1,005.560	\$5,758	\$147	\$1,417	\$767	\$2,187	\$10,274
Cochise Totals		\$90,636,945	\$5,345,696	\$22,028,949	\$12,628,292	\$44,019,755	\$174,659,637
Total ADM:	16,948.525	\$5,348	\$315	\$1,300	\$745	\$2,597	\$10,305

Current Expenditures for Districts		Classroom Instruction	Classroom Supplies	Administration	Student Support Services	Other Support Services	Total Current Expenditures
Coconino County							
Chevelon Butte School District	030305000	\$0	\$0	\$0	\$0	\$0	\$0
Total ADM:	Per ADM Amounts:	\$0	\$0	\$0	\$0	\$0	\$0
Coconino Association for Vocation Industry and	030801000	\$1,987,273	\$33,291	\$299,889	\$170,826	\$45,541	\$2,536,820
Total ADM:	Per ADM Amounts:	\$3,258	\$55	\$492	\$280	\$75	\$4,159
Coconino County Accommodation School District	030199000	\$1,082,438	\$48,176	\$787,319	\$322,711	\$452,730	\$2,693,374
Total ADM:	Per ADM Amounts:	\$10,834	\$482	\$7,880	\$3,230	\$4,531	\$26,958
Flagstaff Unified District	030201000	\$47,144,950	\$810,745	\$10,072,868	\$10,045,252	\$33,199,957	\$101,273,772
Total ADM:	Per ADM Amounts:	\$5,454	\$94	\$1,165	\$1,162	\$3,841	\$11,716
Fredonia-Mocasin Unified District	030206000	\$0	\$0	\$0	\$0	\$0	\$0
Total ADM:	Per ADM Amounts:	\$0	\$0	\$0	\$0	\$0	\$0
Grand Canyon Unified District	030204000	\$2,123,960	\$55,888	\$973,141	\$483,237	\$1,827,057	\$5,463,283
Total ADM:	Per ADM Amounts:	\$8,354	\$220	\$3,828	\$1,901	\$7,186	\$21,489
Maine Consolidated School District	030310000	\$1,538,240	\$42,165	\$272,910	\$154,192	\$675,387	\$2,682,894
Total ADM:	Per ADM Amounts:	\$11,698	\$321	\$2,075	\$1,173	\$5,136	\$20,403
Page Unified District	030208000	\$12,586,926	\$485,230	\$3,159,124	\$3,525,723	\$11,457,180	\$31,214,183
Total ADM:	Per ADM Amounts:	\$5,395	\$208	\$1,354	\$1,511	\$4,911	\$13,380
Tuba City Unified School District #15	030215000	\$10,138,947	\$743,140	\$2,832,249	\$1,880,549	\$8,237,271	\$23,832,156
Total ADM:	Per ADM Amounts:	\$6,975	\$511	\$1,949	\$1,294	\$5,667	\$16,396
Williams Unified District	030202000	\$3,917,209	\$193,477	\$1,159,758	\$441,484	\$1,577,614	\$7,289,542
Total ADM:	Per ADM Amounts:	\$6,131	\$303	\$1,815	\$691	\$2,469	\$11,410
Coconino Totals		\$80,519,943	\$2,412,112	\$19,557,258	\$17,023,974	\$57,472,737	\$176,986,024
Total ADM:	Per ADM Amounts:	\$5,607	\$168	\$1,362	\$1,185	\$4,002	\$12,324

Current Expenditures for Districts

Gila County

		Classroom Instruction	Classroom Supplies	Administration	Student Support Services	Other Support Services	Total Current Expenditures
Gila County Regional School District	040149000	\$191,328	\$12,430	\$75,870	\$5,975	\$15,759	\$301,362
Total ADM:	7,299	\$26,213	\$1,703	\$10,395	\$819	\$2,159	\$41,288
Globe Unified District	040201000	\$7,102,571	\$948,792	\$2,191,107	\$721,328	\$4,826,626	\$15,790,424
Total ADM:	1,510,178	\$4,703	\$628	\$1,451	\$478	\$3,196	\$10,456
Hayden-Winkelman Unified District	040241000	\$2,289,512	\$84,326	\$518,515	\$206,428	\$1,585,142	\$4,683,923
Total ADM:	277,915	\$8,238	\$303	\$1,866	\$743	\$5,704	\$16,854
Miami Unified District	040240000	\$8,209,684	\$355,074	\$1,509,601	\$681,312	\$2,711,943	\$13,467,614
Total ADM:	1,566,085	\$5,242	\$227	\$964	\$435	\$1,732	\$8,600
Payson Unified District	040210000	\$10,909,114	\$1,081,581	\$2,300,081	\$2,405,385	\$6,808,036	\$23,504,197
Total ADM:	2,219,920	\$4,914	\$487	\$1,036	\$1,084	\$3,067	\$10,588
Pine Strawberry Elementary District	040312000	\$2,100,585	\$95,570	\$534,172	\$82,778	\$757,123	\$3,570,228
Total ADM:	133,266	\$15,762	\$717	\$4,008	\$621	\$5,681	\$26,790
San Carlos Unified District	040220000	\$8,633,757	\$775,617	\$3,471,328	\$2,402,649	\$8,744,806	\$24,028,157
Total ADM:	1,297,921	\$6,652	\$598	\$2,675	\$1,851	\$6,738	\$18,513
Tonto Basin Elementary District	040333000	\$723,795	\$33,429	\$453,587	\$36,802	\$423,127	\$1,670,739
Total ADM:	108,775	\$6,654	\$307	\$4,170	\$338	\$3,890	\$15,360
Young Elementary District	040305000	\$0	\$0	\$0	\$0	\$0	\$0
Total ADM:	47,435	\$0	\$0	\$0	\$0	\$0	\$0
Gila Totals		\$40,160,346	\$3,386,819	\$11,054,261	\$6,542,657	\$25,872,562	\$87,016,644
Total ADM:	7,168,794	\$5,602	\$472	\$1,542	\$913	\$3,609	\$12,138

Current Expenditures for Districts		Classroom Instruction	Classroom Supplies	Administration	Student Support Services	Other Support Services	Total Current Expenditures
Graham County							
Bonita Elementary District	050316000	\$1,163,062	\$19,170	\$348,646	\$36,946	\$358,003	\$1,925,827
Total ADM:	91.756	Per ADM Amounts: \$12,676	\$209	\$3,800	\$403	\$3,902	\$20,989
Fort Thomas Unified District	050207000	\$6,126,073	\$237,181	\$3,483,539	\$758,172	\$2,725,367	\$13,330,332
Total ADM:	592.308	Per ADM Amounts: \$10,343	\$400	\$5,881	\$1,280	\$4,601	\$22,506
Gila Institute for Technology	050802000	\$393,518	\$57,973	\$376,862	\$73,678	\$81,893	\$983,924
Total ADM:	441.915	Per ADM Amounts: \$890	\$131	\$853	\$167	\$185	\$2,227
Klondyke Elementary District	050309000	\$0	\$0	\$0	\$0	\$0	\$0
Total ADM:	0.000	Per ADM Amounts:					
Pima Unified District	050206000	\$7,012,840	\$247,168	\$1,053,729	\$615,696	\$1,764,281	\$10,693,714
Total ADM:	1,030.057	Per ADM Amounts: \$6,808	\$240	\$1,023	\$598	\$1,713	\$10,382
Safford Unified District	050201000	\$15,729,788	\$1,178,081	\$3,060,574	\$1,447,284	\$5,620,852	\$27,036,579
Total ADM:	2,764.284	Per ADM Amounts: \$5,690	\$426	\$1,107	\$524	\$2,033	\$9,781
Solomon Elementary District	050305000	\$1,777,301	\$108,762	\$502,512	\$56,647	\$662,761	\$3,107,983
Total ADM:	234.992	Per ADM Amounts: \$7,563	\$463	\$2,138	\$241	\$2,820	\$13,226
Thatcher Unified District	050204000	\$7,321,778	\$1,261,009	\$1,688,129	\$605,018	\$3,223,419	\$14,099,353
Total ADM:	1,787.504	Per ADM Amounts: \$4,096	\$705	\$944	\$338	\$1,803	\$7,888
Graham Totals		\$39,524,360	\$3,109,344	\$10,513,991	\$3,593,441	\$14,436,576	\$71,177,712
Total ADM:	6,942.816	Per ADM Amounts: \$5,693	\$448	\$1,514	\$518	\$2,079	\$10,252

Current Expenditures for Districts

Greenlee County

		Classroom Instruction	Classroom Supplies	Administration	Student Support Services	Other Support Services	Total Current Expenditures
Blue Elementary District	060322000	\$87,449	\$867	\$26,257	\$0	\$5,415	\$119,988
Total ADM:	14,237	\$6,142	\$61	\$1,844	\$0	\$380	\$8,428
Duncan Unified District	060202000	\$2,037,640	\$74,676	\$959,569	\$176,881	\$1,296,679	\$4,545,445
Total ADM:	363,617	\$5,604	\$205	\$2,639	\$486	\$3,566	\$12,501
Morenci Unified District	060218000	\$3,872,577	\$510,172	\$1,231,195	\$298,960	\$2,195,372	\$8,108,275
Total ADM:	1,272,312	\$3,044	\$401	\$968	\$235	\$1,725	\$6,373
Greenlee Totals		\$5,997,666	\$585,715	\$2,217,021	\$475,841	\$3,497,466	\$12,773,708
Total ADM:	1,650,166	\$3,635	\$355	\$1,344	\$288	\$2,119	\$7,741

Current Expenditures for Districts		Classroom Instruction	Classroom Supplies	Administration	Student Support Services	Other Support Services	Total Current Expenditures
La Paz County							
Bicentennial Union High School District	150576000	\$1,091,157	\$22,139	\$421,365	\$123,427	\$645,480	\$2,303,568
Total ADM:	133.935	\$8,147	\$165	\$3,146	\$922	\$4,819	\$17,199
Bouse Elementary District	150426000	\$404,033	\$11,491	\$262,561	\$57,643	\$279,418	\$1,015,146
Total ADM:	47.704	\$8,470	\$241	\$5,504	\$1,208	\$5,857	\$21,280
Parker Unified School District	150227000	\$11,012,487	\$577,201	\$2,399,122	\$1,870,979	\$5,894,410	\$21,754,199
Total ADM:	1,758.384	\$6,263	\$328	\$1,364	\$1,064	\$3,352	\$12,372
Quartzsite Elementary District	150404000	\$796,537	\$191,822	\$422,184	\$102,315	\$594,755	\$2,107,613
Total ADM:	135.599	\$5,874	\$1,415	\$3,113	\$755	\$4,386	\$15,543
Salome Consolidated Elementary District	150430000	\$891,739	\$6,662	\$336,037	\$143,300	\$658,315	\$2,036,053
Total ADM:	102.625	\$8,689	\$65	\$3,274	\$1,396	\$6,415	\$19,840
Wenden Elementary District	150419000	\$338,444	\$15,992	\$353,623	\$2,956	\$343,322	\$1,054,337
Total ADM:	75.660	\$4,473	\$211	\$4,674	\$39	\$4,538	\$13,935
La Paz Totals		\$14,534,397	\$825,307	\$4,194,892	\$2,300,620	\$8,415,700	\$30,270,916
Total ADM:	2,253.907	\$6,449	\$366	\$1,861	\$1,021	\$3,734	\$13,430

Current Expenditures for Districts

Maricopa County

	Classroom Instruction	Classroom Supplies	Administration	Student Support Services	Other Support Services	Total Current Expenditures
Agua Fria Union High School District						
070516000	\$45,639,056	\$2,476,792	\$9,419,370	\$10,246,486	\$23,753,419	\$91,535,123
Per ADM Amounts:	\$5,062	\$275	\$1,045	\$1,137	\$2,635	\$10,153
Agua Elementary District						
070363000	\$1,047,636	\$56,047	\$272,114	\$67,307	\$467,659	\$1,910,763
Per ADM Amounts:	\$6,169	\$330	\$1,602	\$396	\$2,754	\$11,252
Alhambra Elementary District						
070468000	\$57,115,032	\$4,494,275	\$10,307,681	\$13,203,364	\$34,122,528	\$119,242,880
Per ADM Amounts:	\$5,923	\$466	\$1,069	\$1,369	\$3,539	\$12,366
Arlington Elementary District						
070447000	\$1,650,259	\$38,077	\$406,790	\$102,716	\$1,018,676	\$3,216,518
Per ADM Amounts:	\$6,204	\$143	\$1,529	\$386	\$3,830	\$12,092
Avondale Elementary District						
070444000	\$26,544,109	\$2,604,590	\$6,035,324	\$4,442,296	\$14,543,131	\$54,169,450
Per ADM Amounts:	\$4,861	\$477	\$1,105	\$814	\$2,663	\$9,921
Balsz Elementary District						
070431000	\$14,499,354	\$1,204,339	\$3,750,625	\$2,150,636	\$11,062,916	\$32,667,870
Per ADM Amounts:	\$6,867	\$570	\$1,776	\$1,019	\$5,240	\$15,472
Buckeye Elementary District						
070433000	\$20,945,954	\$935,462	\$6,318,719	\$4,817,017	\$14,376,017	\$47,393,169
Per ADM Amounts:	\$3,912	\$175	\$1,180	\$900	\$2,685	\$8,851
Buckeye Union High School District						
070501000	\$23,222,290	\$571,650	\$4,878,809	\$3,764,061	\$15,450,463	\$47,887,273
Per ADM Amounts:	\$4,646	\$114	\$976	\$753	\$3,091	\$9,581
Cartwright Elementary District						
070483000	\$87,876,165	\$3,072,337	\$22,224,079	\$13,278,004	\$47,073,355	\$173,523,940
Per ADM Amounts:	\$6,252	\$219	\$1,581	\$945	\$3,349	\$12,346
Cave Creek Unified District						
070293000	\$21,249,917	\$722,978	\$5,040,038	\$3,776,654	\$10,415,544	\$41,205,131
Per ADM Amounts:	\$4,522	\$154	\$1,073	\$804	\$2,217	\$8,769
Chandler Unified District #80						
070280000	\$371,220,673	\$13,885,150	\$40,159,494	\$34,699,745	\$114,331,784	\$574,296,846
Per ADM Amounts:	\$8,693	\$325	\$940	\$813	\$2,677	\$13,449
Creighton Elementary District						
070414000	\$25,742,144	\$2,805,869	\$6,012,277	\$6,005,308	\$17,738,115	\$58,303,713
Per ADM Amounts:	\$5,193	\$566	\$1,213	\$1,211	\$3,578	\$11,761
Deer Valley Unified District						
070297000	\$190,483,547	\$6,262,896	\$33,073,383	\$24,599,144	\$60,763,845	\$315,182,815
Per ADM Amounts:	\$6,017	\$198	\$1,045	\$777	\$1,919	\$9,956
Dysart Unified District						
070289000	\$126,390,900	\$5,973,528	\$19,379,796	\$22,695,890	\$54,976,449	\$229,416,563
Per ADM Amounts:	\$5,644	\$267	\$865	\$1,014	\$2,455	\$10,245
East Valley Institute of Technology						
070801000	\$42,603,467	\$794,418	\$4,218,337	\$1,646,562	\$5,047,772	\$54,310,556
Per ADM Amounts:	\$4,311	\$80	\$427	\$167	\$511	\$5,495

Current Expenditures for Districts		Classroom Instruction	Classroom Supplies	Administration	Student Support Services	Other Support Services	Total Current Expenditures
Maricopa County							
Fountain Hills Unified District	070298000	\$5,893,665	\$540,072	\$1,866,532	\$1,438,167	\$3,810,427	\$13,548,863
Total ADM:	1,210.222	\$4,870	\$446	\$1,542	\$1,188	\$3,149	\$11,195
Fowler Elementary District	070445000	\$2,555,705	\$2,257,884	\$4,671,050	\$3,671,380	\$8,146,445	\$39,302,464
Total ADM:	3,511.563	\$5,854	\$643	\$1,330	\$1,046	\$2,320	\$11,192
Gila Bend Unified District	070224000	\$2,009,024	\$115,936	\$1,483,054	\$722,733	\$1,706,194	\$6,036,941
Total ADM:	454.407	\$4,421	\$255	\$3,264	\$1,590	\$3,755	\$13,285
Gilbert Unified District	070241000	\$174,747,287	\$3,328,738	\$25,427,594	\$30,673,468	\$60,775,961	\$294,953,048
Total ADM:	32,056.242	\$5,451	\$104	\$793	\$957	\$1,896	\$9,201
Glendale Elementary District	070440000	\$44,428,516	\$2,151,852	\$11,673,282	\$8,793,843	\$26,757,153	\$93,804,646
Total ADM:	9,366.801	\$4,743	\$230	\$1,246	\$939	\$2,857	\$10,015
Glendale Union High School District	070505000	\$104,174,263	\$4,257,061	\$18,089,026	\$16,252,520	\$45,752,733	\$188,525,603
Total ADM:	16,436.557	\$6,338	\$259	\$1,101	\$989	\$2,784	\$11,470
Higley Unified School District	070260000	\$58,955,988	\$2,216,273	\$11,728,978	\$7,174,822	\$27,375,356	\$107,451,417
Total ADM:	12,727.581	\$4,632	\$174	\$922	\$564	\$2,151	\$8,442
Isaac Elementary District	070405000	\$36,011,959	\$4,610,378	\$10,791,727	\$6,958,400	\$18,434,619	\$76,807,083
Total ADM:	4,836.307	\$7,446	\$953	\$2,231	\$1,439	\$3,812	\$15,881
Kyrene Elementary District	070428000	\$88,042,633	\$2,976,419	\$30,264,078	\$12,782,552	\$35,832,450	\$169,898,132
Total ADM:	14,280.945	\$6,165	\$208	\$2,119	\$895	\$2,509	\$11,897
Laveen Elementary District	070459000	\$36,201,486	\$1,711,883	\$6,049,153	\$4,735,220	\$19,481,136	\$68,178,878
Total ADM:	7,038.913	\$5,143	\$243	\$859	\$673	\$2,768	\$9,686
Liberty Elementary District	070425000	\$19,574,728	\$903,125	\$4,083,566	\$2,288,365	\$8,167,534	\$35,017,318
Total ADM:	4,054.436	\$4,828	\$223	\$1,007	\$564	\$2,014	\$8,637
Litchfield Elementary District	070479000	\$53,086,580	\$2,430,254	\$8,213,389	\$8,654,559	\$20,009,950	\$92,394,732
Total ADM:	10,139.136	\$5,236	\$240	\$810	\$854	\$1,974	\$9,113
Littleton Elementary District	070465000	\$26,802,375	\$1,538,313	\$5,615,362	\$5,101,125	\$14,066,275	\$53,123,450
Total ADM:	5,339.924	\$5,019	\$288	\$1,052	\$955	\$2,634	\$9,948
Madison Elementary District	070438000	\$25,505,936	\$2,651,353	\$6,555,793	\$5,200,473	\$14,489,349	\$54,402,904
Total ADM:	5,330.301	\$4,785	\$497	\$1,230	\$976	\$2,718	\$10,206
Maricopa County Regional School District	070199000	\$2,383,173	\$59,258	\$407,060	\$466,051	\$1,210,381	\$4,525,923
Total ADM:	136.245	\$17,492	\$435	\$2,988	\$3,421	\$8,884	\$33,219

Current Expenditures for Districts

Maricopa County

		Classroom Instruction	Classroom Supplies	Administration	Student Support Services	Other Support Services	Total Current Expenditures
Mesa Unified District	070204000	\$325,406,511	\$35,788,223	\$51,077,770	\$63,716,724	\$165,848,143	\$641,837,370
Total ADM:	55,327.322	\$5,881	\$647	\$923	\$1,152	\$2,998	\$11,601
Mobile Elementary District	070386000	\$368,270	\$53,891	\$215,960	\$11,605	\$378,739	\$1,028,465
Total ADM:	20,947	\$17,581	\$2,573	\$10,310	\$554	\$18,081	\$49,098
Morristown Elementary District	070375000	\$1,066,972	\$41,891	\$487,368	\$125,444	\$432,824	\$2,154,499
Total ADM:	159,136	\$6,705	\$263	\$3,063	\$788	\$2,720	\$13,539
Murphy Elementary District	070421000	\$5,014,793	\$2,18,571	\$2,854,351	\$1,521,243	\$3,696,052	\$13,305,010
Total ADM:	1,180,960	\$4,246	\$185	\$2,417	\$1,288	\$3,130	\$11,266
Nadaburg Unified School District	070381000	\$4,689,581	\$636,296	\$1,404,722	\$850,661	\$3,098,032	\$10,679,292
Total ADM:	1,039,328	\$4,512	\$612	\$1,352	\$818	\$2,981	\$10,275
Osborn Elementary District	070408000	\$15,131,398	\$686,608	\$3,225,647	\$2,781,669	\$9,209,226	\$31,034,548
Total ADM:	2,396,106	\$6,315	\$287	\$1,346	\$1,161	\$3,843	\$12,952
Palo Verde Elementary District	070449000	\$2,981,756	\$175,739	\$673,258	\$431,191	\$1,270,236	\$5,532,180
Total ADM:	420,769	\$7,086	\$418	\$1,600	\$1,025	\$3,019	\$13,148
Paloma School District	070394000	\$1,042,507	\$64,388	\$338,087	\$184,619	\$760,160	\$2,389,761
Total ADM:	100,465	\$10,377	\$641	\$3,365	\$1,838	\$7,566	\$23,787
Paradise Valley Unified District	070269000	\$175,239,696	\$10,559,280	\$24,461,403	\$35,224,339	\$71,059,958	\$316,544,676
Total ADM:	27,443.373	\$6,386	\$385	\$891	\$1,284	\$2,589	\$11,534
Pendergast Elementary District	070492000	\$39,867,208	\$2,410,243	\$7,714,212	\$4,948,602	\$21,019,569	\$75,959,834
Total ADM:	7,571.164	\$5,266	\$318	\$1,019	\$654	\$2,776	\$10,033
Peoria Unified School District	070211000	\$184,591,091	\$1,540,798	\$34,246,918	\$35,560,266	\$71,846,334	\$327,785,407
Total ADM:	34,868.834	\$5,294	\$44	\$982	\$1,020	\$2,060	\$9,401
Phoenix Elementary District	070401000	\$38,452,042	\$2,998,663	\$15,347,278	\$9,729,105	\$22,854,280	\$89,381,368
Total ADM:	4,997.618	\$7,694	\$600	\$3,071	\$1,947	\$4,573	\$17,885
Phoenix Union High School District	070510000	\$166,751,834	\$7,809,353	\$34,363,018	\$33,884,920	\$90,055,620	\$332,864,745
Total ADM:	27,474.366	\$6,069	\$284	\$1,251	\$1,233	\$3,278	\$12,115
Queen Creek Unified District	070295000	\$57,548,294	\$2,532,436	\$15,516,982	\$8,599,134	\$26,829,909	\$111,026,755
Total ADM:	11,804.534	\$4,875	\$215	\$1,314	\$728	\$2,273	\$9,405
Riverside Elementary District	070402000	\$3,183,979	\$266,574	\$2,715,564	\$549,508	\$3,109,040	\$9,824,665
Total ADM:	779.612	\$4,084	\$342	\$3,483	\$705	\$3,988	\$12,602

Current Expenditures for Districts		Classroom Instruction	Classroom Supplies	Administration	Student Support Services	Other Support Services	Total Current Expenditures
Maricopa County							
Roosevelt Elementary District	070466000	\$43,927,359	\$2,237,272	\$11,354,754	\$11,498,627	\$27,914,079	\$96,932,091
Total ADM:	6,948.831	\$6,322	\$322	\$1,634	\$1,655	\$4,017	\$13,949
Saddle Mountain Unified School District	070290000	\$13,109,899	\$424,809	\$2,436,805	\$1,913,771	\$7,007,776	\$24,893,060
Total ADM:	2,760.866	\$4,748	\$154	\$883	\$693	\$2,538	\$9,016
Scottsdale Unified District	070248000	\$106,828,312	\$4,110,528	\$20,132,009	\$23,040,143	\$42,099,339	\$196,210,331
Total ADM:	20,460.984	\$5,221	\$201	\$984	\$1,126	\$2,058	\$9,589
Sentinel Elementary District	070371000	\$721,092	\$28,970	\$178,111	\$65,257	\$716,831	\$1,710,261
Total ADM:	35.005	\$20,600	\$828	\$5,088	\$1,864	\$20,478	\$48,858
Tempe School District	070403000	\$70,712,514	\$339,819	\$11,173,176	\$11,862,584	\$31,821,723	\$125,909,816
Total ADM:	10,294.745	\$6,869	\$33	\$1,085	\$1,152	\$3,091	\$12,230
Tempe Union High School District	070513000	\$61,995,601	\$1,503,094	\$13,780,729	\$10,684,635	\$33,579,303	\$121,543,362
Total ADM:	12,596.123	\$4,922	\$119	\$1,094	\$848	\$2,666	\$9,649
Tolleson Elementary District	070417000	\$14,279,536	\$609,488	\$3,291,567	\$2,408,448	\$8,963,047	\$29,552,086
Total ADM:	2,636.090	\$5,417	\$231	\$1,249	\$914	\$3,400	\$11,211
Tolleson Union High School District	070514000	\$63,957,565	\$5,364,376	\$14,368,049	\$11,342,049	\$33,178,128	\$128,210,167
Total ADM:	13,180.286	\$4,853	\$407	\$1,090	\$861	\$2,517	\$9,727
Union Elementary District	070462000	\$7,609,848	\$502,627	\$2,222,054	\$1,792,246	\$4,740,881	\$16,867,656
Total ADM:	1,619.785	\$4,698	\$310	\$1,372	\$1,106	\$2,927	\$10,414
Washington Elementary School District	070406000	\$116,623,734	\$9,458,728	\$16,514,794	\$19,346,874	\$54,324,040	\$216,268,170
Total ADM:	18,735.128	\$6,225	\$505	\$881	\$1,033	\$2,900	\$11,543
West-MEC - Western Maricopa Education Center	070802000	\$19,104,882	\$800,830	\$6,300,975	\$1,806,697	\$6,313,528	\$34,326,912
Total ADM:	10,738.253	\$1,779	\$75	\$587	\$168	\$588	\$3,197
Wickenburg Unified District	070209000	\$6,288,803	\$383,048	\$2,452,519	\$889,608	\$4,590,207	\$14,604,185
Total ADM:	1,325.455	\$4,745	\$289	\$1,850	\$671	\$3,463	\$11,018
Wilson Elementary District	070407000	\$6,970,285	\$488,603	\$1,903,352	\$877,999	\$3,546,482	\$13,786,721
Total ADM:	1,003.387	\$6,947	\$487	\$1,897	\$875	\$3,535	\$13,740
Maricopa Totals		\$3,308,069,182	\$169,682,353	\$619,167,911	\$556,056,837	\$1,481,421,122	\$6,134,397,405
Total ADM:	572,205.178	\$5,781	\$297	\$1,082	\$972	\$2,589	\$10,721

Current Expenditures for Districts

Mohave County

	Classroom Instruction	Classroom Supplies	Administration	Student Support Services	Other Support Services	Total Current Expenditures
Bullhead City School District	\$11,473,886	\$811,448	\$3,261,883	\$1,288,569	\$7,332,337	\$24,168,123
Total ADM:	2,254.144					
Per ADM Amounts:	\$5,090	\$360	\$1,447	\$572	\$3,253	\$10,722
Colorado City Unified District	\$4,921,748	\$233,158	\$597,118	\$377,059	\$2,130,970	\$8,260,053
Total ADM:	695.012					
Per ADM Amounts:	\$7,082	\$335	\$859	\$543	\$3,066	\$11,885
Colorado River Union High School District	\$7,781,895	\$288,709	\$2,157,903	\$1,252,015	\$6,505,158	\$17,985,680
Total ADM:	1,768.190					
Per ADM Amounts:	\$4,401	\$163	\$1,220	\$708	\$3,679	\$10,172
Hackberry School District	\$404,333	\$15,002	\$290,739	\$39,970	\$350,297	\$1,100,342
Total ADM:	61.782					
Per ADM Amounts:	\$6,545	\$243	\$4,706	\$647	\$5,670	\$17,810
Kingman Unified School District	\$30,511,055	\$1,253,502	\$7,182,369	\$7,139,763	\$17,831,632	\$63,918,321
Total ADM:	6,625.879					
Per ADM Amounts:	\$4,605	\$189	\$1,084	\$1,078	\$2,691	\$9,647
Lake Havasu Unified District	\$24,053,252	\$1,217,692	\$4,699,563	\$3,219,510	\$11,367,214	\$44,557,231
Total ADM:	5,149.170					
Per ADM Amounts:	\$4,671	\$236	\$913	\$625	\$2,208	\$8,653
Littlefield Unified District	\$2,223,427	\$76,747	\$596,334	\$237,864	\$1,157,893	\$4,292,265
Total ADM:	351.379					
Per ADM Amounts:	\$6,328	\$218	\$1,697	\$677	\$3,295	\$12,215
Mohave Valley Elementary District	\$5,871,860	\$168,729	\$1,573,036	\$765,947	\$4,257,599	\$12,637,171
Total ADM:	1,057.317					
Per ADM Amounts:	\$5,554	\$160	\$1,488	\$724	\$4,027	\$11,952
Owens School District No.6	\$190,754	\$5,343	\$65,145	\$15,375	\$140,812	\$417,429
Total ADM:	31.333					
Per ADM Amounts:	\$6,088	\$171	\$2,079	\$491	\$4,494	\$13,322
Peach Springs Unified District	\$1,937,850	\$28,278	\$1,309,913	\$475,601	\$2,003,650	\$5,755,292
Total ADM:	175.558					
Per ADM Amounts:	\$11,038	\$161	\$7,461	\$2,709	\$11,413	\$32,783
Topock Elementary District	\$810,503	\$91,528	\$507,459	\$95,195	\$398,292	\$1,902,977
Total ADM:	100.313					
Per ADM Amounts:	\$8,080	\$912	\$5,059	\$949	\$3,970	\$18,970
Valentine Elementary District	\$655,321	\$26,433	\$237,643	\$15,637	\$226,671	\$1,161,705
Total ADM:	93.236					
Per ADM Amounts:	\$7,029	\$284	\$2,549	\$168	\$2,431	\$12,460
Western Arizona Vocational District #50	\$31,571	\$0	\$5,530	\$11,462	\$5,999	\$54,562
Total ADM:	1,062.078					
Per ADM Amounts:	\$30	\$0	\$5	\$11	\$6	\$51
Yucca Elementary District	\$257,548	\$27,057	\$116,442	\$8,834	\$134,061	\$543,942
Total ADM:	43.167					
Per ADM Amounts:	\$5,966	\$627	\$2,697	\$205	\$3,106	\$12,601
Mohave Totals						
Total ADM:	19,468.558					
Per ADM Amounts:	\$91,125,003	\$4,243,626	\$22,601,078	\$14,942,801	\$53,842,584	\$186,755,093
Total ADM:	\$4,681	\$218	\$1,161	\$768	\$2,766	\$9,593

Current Expenditures for Districts		Classroom Instruction	Classroom Supplies	Administration	Student Support Services	Other Support Services	Total Current Expenditures
Navajo County							
Blue Ridge Unified School District No. 32	090232000	\$9,732,755	\$1,044,847	\$2,104,491	\$1,482,819	\$6,123,012	\$20,487,924
Total ADM:	Per ADM Amounts:	\$5,527	\$593	\$1,195	\$842	\$3,477	\$11,634
Cedar Unified District	090225000	\$1,345,366	\$134,476	\$735,658	\$168,298	\$1,456,871	\$3,840,669
Total ADM:	Per ADM Amounts:	\$11,563	\$1,156	\$6,323	\$1,446	\$12,521	\$33,010
Heber-Overgaard Unified District	090206000	\$2,875,562	\$129,825	\$780,484	\$285,893	\$1,650,170	\$5,721,934
Total ADM:	Per ADM Amounts:	\$6,243	\$282	\$1,695	\$621	\$3,583	\$12,424
Holbrook Unified District	090203000	\$12,532,519	\$681,611	\$2,202,933	\$2,050,441	\$6,388,788	\$23,856,292
Total ADM:	Per ADM Amounts:	\$7,168	\$390	\$1,260	\$1,173	\$3,654	\$13,644
Joseph City Unified District	090202000	\$2,675,782	\$176,879	\$803,723	\$573,862	\$2,150,632	\$6,380,878
Total ADM:	Per ADM Amounts:	\$6,142	\$406	\$1,845	\$1,317	\$4,936	\$14,646
Kayenta Unified School District #27	090227000	\$12,198,423	\$903,056	\$4,134,954	\$2,726,155	\$11,495,616	\$31,458,204
Total ADM:	Per ADM Amounts:	\$7,719	\$571	\$2,617	\$1,725	\$7,275	\$19,907
Navajo County Accommodation District #99	090199000	\$166,412	\$13,213	\$102,899	\$24,567	\$97,170	\$404,261
Total ADM:	Per ADM Amounts:	\$10,309	\$818	\$6,374	\$1,522	\$6,019	\$25,042
Northeast Arizona Technological Institute of	090836000	\$1,678,676	\$54,576	\$588,660	\$121,986	\$286,259	\$2,730,157
Total ADM:	Per ADM Amounts:	\$4,237	\$138	\$1,486	\$308	\$723	\$6,891
Northern Arizona Vocational Institute of Technology	090835000	\$3,659,552	\$34,601	\$425,784	\$163,026	\$178,056	\$4,461,019
Total ADM:	Per ADM Amounts:	\$4,199	\$40	\$489	\$187	\$204	\$5,119
Pinon Unified District	090204000	\$8,357,414	\$636,512	\$3,119,824	\$1,503,570	\$8,540,680	\$22,158,000
Total ADM:	Per ADM Amounts:	\$9,176	\$699	\$3,425	\$1,651	\$9,377	\$24,329
Show Low Unified District	090210000	\$11,105,435	\$364,548	\$2,375,393	\$1,651,653	\$5,184,674	\$20,681,703
Total ADM:	Per ADM Amounts:	\$4,547	\$149	\$973	\$676	\$2,123	\$8,468
Snowflake Unified District	090205000	\$11,494,314	\$1,236,255	\$2,037,284	\$1,886,571	\$4,674,558	\$21,328,982
Total ADM:	Per ADM Amounts:	\$4,417	\$475	\$783	\$725	\$1,796	\$8,196
Whiteriver Unified District	090220000	\$14,964,531	\$763,791	\$2,711,428	\$2,317,376	\$9,919,472	\$30,676,598
Total ADM:	Per ADM Amounts:	\$6,938	\$354	\$1,257	\$1,074	\$4,599	\$14,223
Winslow Unified District	090201000	\$9,816,399	\$675,579	\$2,031,861	\$1,050,610	\$6,307,978	\$19,882,427
Total ADM:	Per ADM Amounts:	\$5,527	\$380	\$1,144	\$592	\$3,552	\$11,195
Navajo Totals		\$102,603,140	\$6,849,769	\$24,155,376	\$16,006,827	\$64,453,936	\$214,069,048
Total ADM:	Per ADM Amounts:	\$5,940	\$397	\$1,398	\$927	\$3,731	\$12,392

Current Expenditures for Districts

Pima County

		Classroom Instruction	Classroom Supplies	Administration	Student Support Services	Other Support Services	Total Current Expenditures
Ajo Unified District	100215000	\$1,805,768	\$7,369	\$790,245	\$323,353	\$1,022,603	\$3,949,338
Total ADM:	399.293	\$4,522	\$18	\$1,979	\$810	\$2,561	\$9,891
Altar Valley Elementary District	100351000	\$2,635,914	\$56,983	\$893,589	\$531,439	\$2,248,748	\$6,366,673
Total ADM:	771.854	\$3,415	\$74	\$1,158	\$689	\$2,913	\$8,249
Amphitheater Unified District	100210000	\$69,866,807	\$4,972,325	\$11,859,337	\$11,582,602	\$37,830,018	\$136,111,089
Total ADM:	11,813.963	\$5,914	\$421	\$1,004	\$980	\$3,202	\$11,521
Baboquivari Unified School District #40	100240000	\$6,186,448	\$101,109	\$3,520,505	\$1,682,446	\$9,237,049	\$20,727,557
Total ADM:	970.976	\$6,371	\$104	\$3,626	\$1,733	\$9,513	\$21,347
Catalina Foothills Unified District	100216000	\$24,196,787	\$1,855,087	\$4,950,011	\$3,211,430	\$12,268,047	\$46,481,362
Total ADM:	5,041.263	\$4,800	\$368	\$982	\$637	\$2,434	\$9,220
Continental Elementary District	100339000	\$5,880,201	\$63,077	\$1,023,506	\$713,054	\$1,640,110	\$9,319,948
Total ADM:	853.616	\$6,889	\$74	\$1,199	\$835	\$1,921	\$10,918
Empire Elementary District	100337000	\$321,974	\$0	\$0	\$0	\$5,254	\$327,228
Total ADM:	15.672	\$20,545	\$0	\$0	\$0	\$335	\$20,880
Flowing Wells Unified District	100208000	\$27,665,924	\$1,184,394	\$4,885,265	\$4,740,547	\$12,275,116	\$50,751,246
Total ADM:	5,078.106	\$5,448	\$233	\$962	\$934	\$2,417	\$9,994
Marana Unified District	100206000	\$67,697,203	\$2,487,959	\$10,707,412	\$10,770,185	\$31,949,750	\$123,612,509
Total ADM:	12,018.797	\$5,633	\$207	\$891	\$896	\$2,658	\$10,285
Pima County Accommodation School District	100100000	\$2,207,390	\$8,963	\$315,827	\$197,748	\$67,946	\$2,797,874
Total ADM:	360.486	\$6,123	\$25	\$876	\$549	\$188	\$7,761
Pima County JTED	100811000	\$19,435,772	\$611,407	\$3,733,809	\$1,087,769	\$2,228,648	\$27,097,405
Total ADM:	5,621.899	\$3,457	\$109	\$664	\$193	\$396	\$4,820
Redington Elementary District	100344000	\$83,536	\$0	\$0	\$0	\$31,494	\$115,030
Total ADM:	8.450	\$9,886	\$0	\$0	\$0	\$3,727	\$13,613
Sahuarita Unified District	100230000	\$29,960,411	\$1,459,528	\$5,552,739	\$4,666,624	\$13,200,633	\$54,839,935
Total ADM:	6,051.067	\$4,951	\$241	\$918	\$771	\$2,182	\$9,063
San Fernando Elementary District	100335000	\$218,427	\$31,187	\$120,983	\$2,997	\$149,216	\$522,811
Total ADM:	21.762	\$10,037	\$1,433	\$5,559	\$138	\$6,857	\$24,024
Sunnyside Unified District	100212000	\$76,003,427	\$1,788,099	\$17,773,305	\$16,272,695	\$42,175,562	\$154,013,088
Total ADM:	13,795.920	\$5,509	\$130	\$1,288	\$1,180	\$3,057	\$11,164

Current Expenditures for Districts		Classroom Instruction	Classroom Supplies	Administration	Student Support Services	Other Support Services	Total Current Expenditures
Pima County							
Tanque Verde Unified District	100213000	\$10,502,956	\$1,086,040	\$2,632,904	\$1,806,685	\$4,122,976	\$20,151,561
Total ADM:	2,109.515	\$4,979	\$515	\$1,248	\$856	\$1,954	\$9,553
Tucson Unified District	100201000	\$266,306,543	\$16,464,121	\$46,450,110	\$46,378,476	\$141,960,496	\$517,559,746
Total ADM:	39,390.082	\$6,761	\$418	\$1,179	\$1,177	\$3,604	\$13,139
Vail Unified District	100220000	\$66,692,423	\$1,557,888	\$15,109,675	\$11,051,302	\$36,258,076	\$130,669,364
Total ADM:	13,492.975	\$4,943	\$115	\$1,120	\$819	\$2,687	\$9,684
Pima Totals		\$677,667,912	\$33,735,536	\$130,319,222	\$115,019,352	\$348,671,742	\$1,305,413,764
Total ADM:	117,815.696	\$5,752	\$286	\$1,106	\$976	\$2,959	\$11,080

Current Expenditures for Districts

Pinal County

	Classroom Instruction	Classroom Supplies	Administration	Student Support Services	Other Support Services	Total Current Expenditures
Apache Junction Unified District	110243000	\$719,528	\$3,401,422	\$2,674,590	\$8,277,469	\$30,491,831
Total ADM:	2,950.145	\$5,226	\$1,153	\$907	\$2,806	\$10,336
Casa Grande Elementary District	110404000	\$1,990,620	\$8,874,465	\$5,245,513	\$21,402,929	\$67,802,866
Total ADM:	6,031.475	\$5,022	\$1,471	\$870	\$3,549	\$11,242
Casa Grande Union High School District	110502000	\$19,114,145	\$4,662,185	\$4,237,805	\$10,867,112	\$39,735,883
Total ADM:	3,754.571	\$5,091	\$1,242	\$1,129	\$2,894	\$10,583
Central Arizona Valley Institute of Technology	110801000	\$1,496,976	\$748,047	\$7,415	\$1,527,363	\$4,486,564
Total ADM:	1,146.585	\$1,306	\$652	\$6	\$1,332	\$3,913
Cobre Valley Institute of Technology District	110802000	\$779,556	\$444,015	\$35,118	\$95,978	\$1,400,807
Total ADM:	285.523	\$2,730	\$1,555	\$123	\$336	\$4,906
Coolidge Unified District	110221000	\$11,618,780	\$2,527,010	\$1,745,609	\$7,466,210	\$24,389,270
Total ADM:	2,228.605	\$5,213	\$1,134	\$783	\$3,350	\$10,944
Eloy Elementary District	110411000	\$3,687,724	\$464,826	\$560,780	\$2,620,528	\$8,706,713
Total ADM:	723.657	\$5,096	\$1,897	\$775	\$3,621	\$12,032
Florence Unified School District	110201000	\$92,732,330	\$9,381,457	\$8,509,660	\$27,648,691	\$140,533,268
Total ADM:	9,239.289	\$10,037	\$1,015	\$921	\$2,993	\$15,210
J O Combs Unified School District	110244000	\$22,699,923	\$5,965,890	\$4,747,095	\$10,659,357	\$44,852,525
Total ADM:	4,276.556	\$5,308	\$1,395	\$1,110	\$2,493	\$10,488
Mammoth-San Manuel Unified District	110208000	\$3,298,553	\$798,240	\$453,758	\$1,773,311	\$6,448,508
Total ADM:	502.584	\$6,563	\$1,588	\$903	\$3,528	\$12,831
Maricopa Unified School District	110220000	\$36,641,293	\$7,367,371	\$7,781,014	\$18,972,553	\$73,380,625
Total ADM:	7,817.612	\$4,687	\$942	\$995	\$2,427	\$9,387
Mary C O'Brien Accommodation District	110100000	\$2,336,665	\$780,038	\$490,033	\$1,669,594	\$5,361,638
Total ADM:	196.419	\$11,896	\$3,971	\$2,495	\$8,500	\$27,297
Oracle Elementary District	110302000	\$2,609,294	\$624,995	\$223,723	\$1,416,578	\$5,090,579
Total ADM:	576.075	\$4,529	\$1,085	\$388	\$2,459	\$8,837
Picacho Elementary District	110433000	\$815,953	\$304,989	\$82,417	\$549,907	\$1,857,221
Total ADM:	152.708	\$5,343	\$1,997	\$540	\$3,601	\$12,162
Ray Unified District	110203000	\$1,870,797	\$667,699	\$285,564	\$1,013,935	\$3,955,715
Total ADM:	355.366	\$5,264	\$1,879	\$804	\$2,853	\$11,131

Current Expenditures for Districts		Classroom Instruction	Classroom Supplies	Administration	Student Support Services	Other Support Services	Total Current Expenditures
Pinal County							
Red Rock Elementary District	110405000	\$2,509,134	\$100,788	\$551,954	\$386,202	\$698,082	\$4,246,160
Total ADM:	406.588	\$6,171	\$248	\$1,358	\$950	\$1,717	\$10,443
Sacaton Elementary District	110418000	\$4,491,220	\$302,433	\$1,817,368	\$775,171	\$3,087,415	\$10,473,607
Total ADM:	447.789	\$10,030	\$675	\$4,059	\$1,731	\$6,895	\$23,390
Santa Cruz Valley Union High School District	110540000	\$1,864,070	\$145,589	\$707,358	\$405,294	\$1,821,307	\$4,943,618
Total ADM:	313.282	\$5,950	\$465	\$2,258	\$1,294	\$5,814	\$15,780
Stanfield Elementary District	110424000	\$1,794,562	\$44,696	\$837,843	\$129,596	\$1,751,587	\$4,558,284
Total ADM:	382.799	\$4,688	\$117	\$2,189	\$339	\$4,576	\$11,908
Superior Unified School District	110215000	\$1,984,147	\$109,897	\$742,605	\$128,588	\$1,312,196	\$4,277,433
Total ADM:	324.678	\$6,111	\$338	\$2,287	\$396	\$4,042	\$13,174
Toltec School District	110422000	\$5,024,083	\$299,835	\$853,094	\$801,068	\$2,386,151	\$9,364,231
Total ADM:	942.363	\$5,331	\$318	\$905	\$850	\$2,532	\$9,937
Pinal Totals		\$263,077,366	\$13,124,814	\$53,430,900	\$39,706,013	\$127,018,253	\$496,357,346
Total ADM:	43,054.669	\$6,110	\$305	\$1,241	\$922	\$2,950	\$11,529

Current Expenditures for Districts

Santa Cruz County

		Classroom Instruction	Classroom Supplies	Administration	Student Support Services	Other Support Services	Total Current Expenditures
Nogales Unified District	120201000	\$26,331,605	\$2,275,797	\$5,533,328	\$3,994,799	\$14,555,478	\$52,691,007
Total ADM:	5,218,220	\$5,046	\$436	\$1,060	\$766	\$2,789	\$10,098
Patagonia Elementary District	120406000	\$824,826	\$38,869	\$185,289	\$107,776	\$288,375	\$1,445,135
Total ADM:	92,867	\$8,882	\$419	\$1,995	\$1,161	\$3,105	\$15,561
Patagonia Union High School District	120520000	\$673,961	\$49,727	\$250,903	\$129,245	\$747,594	\$1,851,430
Total ADM:	75,132	\$8,970	\$662	\$3,339	\$1,720	\$9,950	\$24,642
Santa Cruz Elementary District	120328000	\$1,202,810	\$54,511	\$495,611	\$103,652	\$956,273	\$2,812,856
Total ADM:	245,346	\$4,903	\$222	\$2,020	\$422	\$3,898	\$11,465
Santa Cruz Valley Unified District	120235000	\$16,650,156	\$1,258,293	\$3,462,544	\$2,739,596	\$9,815,228	\$33,925,817
Total ADM:	3,475,390	\$4,791	\$362	\$996	\$788	\$2,824	\$9,762
Sonoita Elementary District	120425000	\$1,154,152	\$59,312	\$418,619	\$62,078	\$501,113	\$2,195,274
Total ADM:	115,061	\$10,031	\$515	\$3,638	\$540	\$4,355	\$19,079
Santa Cruz Totals		\$46,837,510	\$3,736,509	\$10,346,294	\$7,137,146	\$26,864,061	\$94,921,519
Total ADM:	9,222,016	\$5,079	\$405	\$1,122	\$774	\$2,913	\$10,293

Current Expenditures for Districts		Classroom Instruction	Classroom Supplies	Administration	Student Support Services	Other Support Services	Total Current Expenditures
Yavapai County							
Ash Fork Joint Unified District	130231000	\$1,310,069	\$39,604	\$629,487	\$194,604	\$863,412	\$3,037,176
Total ADM:	276.377	\$4,740	\$143	\$2,278	\$704	\$3,124	\$10,989
Bagdad Unified District	130220000	\$3,710,358	\$192,014	\$1,023,417	\$539,575	\$1,245,180	\$6,710,544
Total ADM:	425.455	\$8,721	\$451	\$2,405	\$1,268	\$2,927	\$15,773
Beaver Creek Elementary District	130326000	\$1,681,526	\$102,497	\$354,736	\$223,179	\$933,083	\$3,295,021
Total ADM:	478.728	\$3,512	\$214	\$741	\$466	\$1,949	\$6,883
Camp Verde Unified District	130228000	\$9,614,477	\$405,736	\$1,082,887	\$1,414,492	\$4,192,220	\$16,709,812
Total ADM:	1,547.023	\$6,215	\$262	\$700	\$914	\$2,710	\$10,801
Canon Elementary District	130350000	\$1,021,238	\$67,316	\$294,980	\$307,139	\$506,256	\$2,196,929
Total ADM:	156.431	\$6,528	\$430	\$1,886	\$1,963	\$3,236	\$14,044
Chino Valley Unified District	130251000	\$10,778,802	\$368,289	\$3,590,939	\$2,368,683	\$7,078,786	\$24,185,499
Total ADM:	2,259.474	\$4,770	\$163	\$1,589	\$1,048	\$3,133	\$10,704
Clarkdale-Jerome Elementary District	130403000	\$2,483,753	\$111,302	\$522,854	\$391,085	\$885,435	\$4,394,429
Total ADM:	422.145	\$5,884	\$264	\$1,239	\$926	\$2,097	\$10,410
Congress Elementary District	130317000	\$1,406,497	\$34,235	\$40,504	\$59,971	\$581,882	\$2,123,089
Total ADM:	118.823	\$11,837	\$288	\$341	\$505	\$4,897	\$17,868
Cottonwood-Oak Creek Elementary District	130406000	\$10,359,911	\$881,519	\$2,741,341	\$1,698,318	\$2,808,948	\$18,490,037
Total ADM:	1,722.508	\$6,014	\$512	\$1,591	\$986	\$1,631	\$10,734
Crown King Elementary District	130341000	\$89,736	\$2,638	\$27,174	\$21	\$27,407	\$146,976
Total ADM:	6.000	\$14,956	\$440	\$4,529	\$4	\$4,568	\$24,496
Hillside Elementary District	130335000	\$100,082	\$18,017	\$52,891	\$656	\$38,563	\$210,209
Total ADM:	8.500	\$11,774	\$2,120	\$6,222	\$77	\$4,537	\$24,730
Humboldt Unified District	130222000	\$27,078,797	\$707,515	\$4,739,754	\$3,743,908	\$13,260,742	\$49,530,716
Total ADM:	5,191.002	\$5,216	\$136	\$913	\$721	\$2,555	\$9,542
Kirkland Elementary District	130323000	\$650,802	\$40,131	\$226,878	\$80,802	\$383,861	\$1,382,474
Total ADM:	97.790	\$6,655	\$410	\$2,320	\$826	\$3,925	\$14,137
Mayer Unified School District	130243000	\$3,390,112	\$183,073	\$878,593	\$446,747	\$1,994,671	\$6,893,196
Total ADM:	515.834	\$6,572	\$355	\$1,703	\$866	\$3,867	\$13,363
Mingus Union High School District	130504000	\$7,186,664	\$234,743	\$1,434,263	\$1,014,990	\$3,491,436	\$13,362,096
Total ADM:	1,261.825	\$5,695	\$186	\$1,137	\$804	\$2,767	\$10,590

Current Expenditures for Districts

Yavapai County

		Classroom Instruction	Classroom Supplies	Administration	Student Support Services	Other Support Services	Total Current Expenditures
Mountain Institute JTED	130802000	\$2,081,267	\$71,343	\$698,968	\$19,345	\$43,196	\$2,914,119
Total ADM:	530.712	\$3,922	\$134	\$1,317	\$36	\$81	\$5,491
Prescott Unified District	130201000	\$19,152,267	\$1,063,266	\$3,601,921	\$4,141,140	\$8,568,046	\$36,526,640
Total ADM:	3,606.170	\$5,311	\$295	\$999	\$1,148	\$2,376	\$10,129
Sedona-Oak Creek JUSD #9	130209000	\$4,675,639	\$194,011	\$1,135,186	\$724,651	\$2,492,130	\$9,221,617
Total ADM:	670.073	\$6,978	\$290	\$1,694	\$1,081	\$3,719	\$13,762
Seligman Unified District	130240000	\$1,474,235	\$23,030	\$433,266	\$211,850	\$1,321,677	\$3,464,058
Total ADM:	140.161	\$10,518	\$164	\$3,091	\$1,511	\$9,430	\$24,715
Skull Valley Elementary District	130315000	\$402,752	\$14,608	\$165,417	\$60,342	\$201,370	\$844,489
Total ADM:	41.513	\$9,702	\$352	\$3,985	\$1,454	\$4,851	\$20,343
Valley Academy for Career and Technology	130801000	\$1,162,639	\$95,629	\$342,405	\$66,375	\$185,767	\$1,852,815
Total ADM:	350.755	\$3,315	\$273	\$976	\$189	\$530	\$5,282
Williamson Valley Elementary School District	130302000	\$0	\$0	\$44,475	\$0	\$46,693	\$91,168
Total ADM:	45.113	\$0	\$0	\$986	\$0	\$1,035	\$2,021
Yarnell Elementary District	130352000	\$435,471	\$6,767	\$292,416	\$205,061	\$194,673	\$1,134,388
Total ADM:	46.269	\$9,412	\$146	\$6,320	\$4,432	\$4,207	\$24,517
Yavapai Accommodation School District	130199000	\$795,110	\$33,469	\$373,628	\$143,951	\$170,105	\$1,516,263
Total ADM:	74.292	\$10,702	\$451	\$5,029	\$1,938	\$2,290	\$20,410
Yavapai Totals		\$111,042,204	\$4,890,752	\$24,728,380	\$18,056,885	\$51,515,539	\$210,233,760
Total ADM:	19,992.973	\$5,554	\$245	\$1,237	\$903	\$2,577	\$10,515

Current Expenditures for Districts		Classroom Instruction	Classroom Supplies	Administration	Student Support Services	Other Support Services	Total Current Expenditures
Yuma County							
Antelope Union High School District	140550000	\$1,553,127	\$75,493	\$712,066	\$1,216,542	\$1,239,364	\$4,796,592
Total ADM:	194.039	\$8,004	\$389	\$3,670	\$6,270	\$6,387	\$24,720
Crane Elementary District	140413000	\$25,512,182	\$1,405,836	\$5,816,005	\$3,186,643	\$16,184,531	\$52,105,197
Total ADM:	5,636.234	\$4,526	\$249	\$1,032	\$565	\$2,872	\$9,245
Gadsden Elementary District	140432000	\$23,026,343	\$380,683	\$2,237,679	\$3,917,598	\$14,366,414	\$43,928,717
Total ADM:	4,709.504	\$4,889	\$81	\$475	\$832	\$3,051	\$9,328
Hyder Elementary District	140416000	\$1,236,465	\$42,763	\$461,873	\$49,033	\$758,380	\$2,548,514
Total ADM:	99.130	\$12,473	\$431	\$4,659	\$495	\$7,650	\$25,709
Mohawk Valley Elementary District	140417000	\$813,974	\$84,251	\$471,558	\$142,312	\$1,088,028	\$2,600,123
Total ADM:	145.112	\$5,609	\$581	\$3,250	\$981	\$7,498	\$17,918
Somerton Elementary District	140411000	\$15,535,840	\$1,063,546	\$3,741,537	\$2,133,769	\$7,696,180	\$30,170,872
Total ADM:	2,656.423	\$5,848	\$400	\$1,408	\$803	\$2,897	\$11,358
Southwest Technical Education District of Yuma	140801000	\$6,811,094	\$7,554	\$692,719	\$129,424	\$366,990	\$8,007,781
Total ADM:	1,482.171	\$4,595	\$5	\$467	\$87	\$248	\$5,403
Wellton Elementary District	140424000	\$1,197,661	\$82,886	\$444,450	\$96,449	\$805,841	\$2,627,287
Total ADM:	144.355	\$8,297	\$574	\$3,079	\$668	\$5,582	\$18,200
Yuma Elementary District	140401000	\$42,100,889	\$1,780,726	\$10,227,917	\$6,617,549	\$23,477,658	\$84,204,739
Total ADM:	8,201.324	\$5,133	\$217	\$1,247	\$807	\$2,863	\$10,267
Yuma Union High School District	140570000	\$56,309,820	\$2,424,344	\$12,826,306	\$9,234,054	\$35,256,557	\$116,051,081
Total ADM:	11,025.581	\$5,107	\$220	\$1,163	\$838	\$3,198	\$10,526
Yuma Totals		\$174,097,395	\$7,348,082	\$37,632,110	\$26,723,373	\$101,239,943	\$347,040,903
Total ADM:	34,293.873	\$5,077	\$214	\$1,097	\$779	\$2,952	\$10,120

Current Expenditures for Districts

	Classroom Instruction	Classroom Supplies	Administration	Student Support Services	Other Support Services	Total Current Expenditures
State Totals	\$5,104,792,514	\$263,020,020	\$1,009,874,250	\$847,388,287	\$2,450,841,925	\$9,675,916,995
Total ADM:	892,189,229					
	Per ADM Amounts:	\$295	\$1,132	\$950	\$2,747	\$10,845

Current Expenditures for Charter Schools		Classroom Instruction	Classroom Supplies	Administration	Student Support Services	Other Support Services	Total Current Expenditures
Cochise County							
Center for Academic Success, Inc.	028750000	\$6,565,204	\$526,942	\$1,353,729	\$559,027	\$2,795,916	\$11,800,818
Total Attending ADM: 1,027.007	Per ADM Amounts:	\$6,393	\$513	\$1,318	\$544	\$2,722	\$11,490
Cochise Community Development Corporation	028701000	\$1,972,735	\$455,008	\$369,207	\$401,726	\$951,502	\$4,150,178
Total Attending ADM: 401.579	Per ADM Amounts:	\$4,912	\$1,133	\$919	\$1,000	\$2,369	\$10,335
Omega Alpha Academy	028751000	\$669,935	\$128,695	\$468,488	\$489,070	\$1,415,881	\$3,172,069
Total Attending ADM: 270.296	Per ADM Amounts:	\$2,479	\$476	\$1,733	\$1,809	\$5,238	\$11,736
Cochise Totals		\$9,207,874	\$1,110,645	\$2,191,424	\$1,449,823	\$5,163,299	\$19,123,065
Total Attending ADM: 1,698.882	Per ADM Amounts:	\$5,420	\$654	\$1,290	\$853	\$3,039	\$11,256

Current Expenditures for Charter Schools

Coconino County

	Classroom Instruction	Classroom Supplies	Administration	Student Support Services	Other Support Services	Total Current Expenditures
BASIS Charter Schools, Inc.	\$4,165,411	\$139,305	\$949,509	\$326,771	\$1,352,363	\$6,933,359
Total Attending ADM: 739.618	Per ADM Amounts: \$5,632	\$188	\$1,284	\$442	\$1,828	\$9,374
Flagstaff Arts And Leadership Academy	\$1,349,355	\$26,802	\$426,694	\$188,349	\$1,292,894	\$3,284,094
Total Attending ADM: 288.912	Per ADM Amounts: \$4,670	\$93	\$1,477	\$652	\$4,475	\$11,367
Flagstaff Junior Academy	\$1,602,592	\$30,946	\$456,532	\$350	\$268,903	\$2,359,323
Total Attending ADM: 277.328	Per ADM Amounts: \$5,779	\$112	\$1,646	\$1	\$970	\$8,507
Flagstaff Montessori	\$910,994	\$47,686	\$403,030	\$76,276	\$360,112	\$1,798,098
Total Attending ADM: 145.513	Per ADM Amounts: \$6,261	\$328	\$2,770	\$524	\$2,475	\$12,357
Haven Montessori Children's House, Inc.	\$602,728	\$2,472	\$154,113	\$51,010	\$13,779	\$824,102
Total Attending ADM: 64.683	Per ADM Amounts: \$9,318	\$38	\$2,383	\$789	\$213	\$12,741
Mountain School, Inc.	\$1,000,307	\$17,853	\$370,012	\$145,601	\$271,069	\$1,804,842
Total Attending ADM: 164.948	Per ADM Amounts: \$6,064	\$108	\$2,243	\$883	\$1,643	\$10,942
Northland Preparatory Academy	\$3,570,513	\$128,573	\$1,014,056	\$294,866	\$1,413,573	\$6,421,581
Total Attending ADM: 608.444	Per ADM Amounts: \$5,868	\$211	\$1,667	\$485	\$2,323	\$10,554
Painted Desert Demonstration Projects, Inc.	\$408,428	\$24,166	\$196,190	\$43,106	\$80,043	\$751,933
Total Attending ADM: 95.164	Per ADM Amounts: \$4,292	\$254	\$2,062	\$453	\$841	\$7,901
PEAK School Inc., The	\$0	\$0	\$0	\$0	\$0	\$0
Total Attending ADM: 84.444	Per ADM Amounts: \$0	\$0	\$0	\$0	\$0	\$0
Pine Forest Education Association, Inc.	\$1,188,187	\$64,746	\$345,629	\$162,410	\$142,506	\$1,903,478
Total Attending ADM: 165.416	Per ADM Amounts: \$7,183	\$391	\$2,089	\$982	\$862	\$11,507
Coconino Totals	\$14,798,515	\$482,549	\$4,315,765	\$1,288,739	\$5,195,242	\$26,080,810
Total Attending ADM: 2,634.470	Per ADM Amounts: \$5,617	\$183	\$1,638	\$489	\$1,972	\$9,900

Current Expenditures for Charter Schools		Classroom Instruction	Classroom Supplies	Administration	Student Support Services	Other Support Services	Total Current Expenditures
Gila County							
Destiny School, Inc.	048701000	\$1,944,515	\$245,990	\$658,817	\$1,601	\$917,799	\$3,768,722
Total Attending ADM: 299.386	Per ADM Amounts:	\$6,495	\$822	\$2,201	\$5	\$3,066	\$12,588
Liberty High School	048750000	\$398,332	\$5,381	\$283,117	\$33,275	\$96,653	\$816,758
Total Attending ADM: 60.339	Per ADM Amounts:	\$6,602	\$89	\$4,692	\$551	\$1,602	\$13,536
Gila Totals		\$2,342,847	\$251,371	\$941,934	\$34,876	\$1,014,452	\$4,585,480
Total Attending ADM: 359.725	Per ADM Amounts:	\$6,513	\$699	\$2,618	\$97	\$2,820	\$12,747

Current Expenditures for Charter Schools

Graham County

	Classroom Instruction	Classroom Supplies	Administration	Student Support Services	Other Support Services	Total Current Expenditures
Discovery Plus Academy	\$665,473	\$27,940	\$147,717	\$53,362	\$165,409	\$1,059,901
Total Attending ADM: 104.935	Per ADM Amounts: \$6,342	\$266	\$1,408	\$509	\$1,576	\$10,101
Triumphant Learning Center	\$462,328	\$36,354	\$182,744	\$38,694	\$227,510	\$947,630
Total Attending ADM: 88.180	Per ADM Amounts: \$5,243	\$412	\$2,072	\$439	\$2,580	\$10,747
Graham Totals	\$1,127,801	\$64,294	\$330,461	\$92,056	\$392,919	\$2,007,531
Total Attending ADM: 193.115	Per ADM Amounts: \$5,840	\$333	\$1,711	\$477	\$2,035	\$10,396

Current Expenditures for Charter Schools		Classroom Instruction	Classroom Supplies	Administration	Student Support Services	Other Support Services	Total Current Expenditures
Maricopa County							
Academy of Mathematics and Science, Inc.	078270000	\$1,539,567	\$145,351	\$3,074,291	\$120,503	\$506,428	\$5,386,140
Total Attending ADM: 970.220	Per ADM Amounts:	\$1,587	\$150	\$3,169	\$124	\$522	\$5,551
Academy with Community Partners Inc	078794000	\$762,368	\$80,058	\$671,957	\$57,080	\$349,647	\$1,921,110
Total Attending ADM: 153.196	Per ADM Amounts:	\$4,976	\$523	\$4,386	\$373	\$2,282	\$12,540
Accelerated Learning Center, Inc.	078979000	\$499,606	\$6,949	\$441,153	\$3,768	\$338,088	\$1,289,564
Total Attending ADM: 155.722	Per ADM Amounts:	\$3,208	\$45	\$2,833	\$24	\$2,171	\$8,281
Acclaim Charter School	078701000	\$1,554,676	\$21,748	\$366,405	\$458,415	\$544,891	\$2,946,135
Total Attending ADM: 263.808	Per ADM Amounts:	\$5,893	\$82	\$1,389	\$1,738	\$2,065	\$11,168
AIBT Non-Profit Charter High School - Phoenix	078793000	\$161,614	\$5,840	\$111,810	\$78,050	\$140,761	\$498,075
Total Attending ADM: 97.816	Per ADM Amounts:	\$1,652	\$60	\$1,143	\$798	\$1,439	\$5,092
AIBT Non-Profit Charter High School, Inc.	078286000	\$41,181	\$2,600	\$13,684	\$35,740	\$11,338	\$104,543
Total Attending ADM: 18.128	Per ADM Amounts:	\$2,272	\$143	\$755	\$1,972	\$625	\$5,767
All Aboard Charter School	078967000	\$479,047	\$13,329	\$365,419	\$53,572	\$427,733	\$1,339,100
Total Attending ADM: 87.083	Per ADM Amounts:	\$5,501	\$153	\$4,196	\$615	\$4,912	\$15,377
Allen-Cochran Enterprises, Inc.	078724000	\$1,315,178	\$202,450	\$291,009	\$370,934	\$900,121	\$3,079,692
Total Attending ADM: 297.007	Per ADM Amounts:	\$4,428	\$682	\$980	\$1,249	\$3,031	\$10,369
American Basic Schools LLC	078989000	\$2,715,450	\$354,707	\$707,457	\$36,850	\$1,833,250	\$5,647,714
Total Attending ADM: 666.545	Per ADM Amounts:	\$4,074	\$532	\$1,061	\$55	\$2,750	\$8,473
American Charter Schools Foundation d.b.a.	078950000	\$937,856	\$9,689	\$575,526	\$255,423	\$1,113,638	\$2,892,132
Total Attending ADM: 208.961	Per ADM Amounts:	\$4,488	\$46	\$2,754	\$1,222	\$5,329	\$13,841
American Charter Schools Foundation d.b.a. Desert	078947000	\$1,073,422	\$23,553	\$558,115	\$251,862	\$1,434,034	\$3,340,986
Total Attending ADM: 268.830	Per ADM Amounts:	\$3,993	\$88	\$2,076	\$937	\$5,334	\$12,428
American Charter Schools Foundation d.b.a. Estrella	078948000	\$707,633	\$18,986	\$498,113	\$252,883	\$873,008	\$2,350,623
Total Attending ADM: 156.273	Per ADM Amounts:	\$4,528	\$121	\$3,187	\$1,618	\$5,586	\$15,042
American Charter Schools Foundation d.b.a. Peoria	078951000	\$1,539,821	\$59,396	\$955,952	\$457,372	\$1,693,308	\$4,705,849
Total Attending ADM: 519.430	Per ADM Amounts:	\$2,964	\$114	\$1,840	\$881	\$3,260	\$9,060
American Charter Schools Foundation d.b.a. South	078983000	\$1,896,669	\$86,601	\$984,255	\$429,907	\$1,903,738	\$5,301,170
Total Attending ADM: 498.759	Per ADM Amounts:	\$3,803	\$174	\$1,973	\$862	\$3,817	\$10,629
American Charter Schools Foundation d.b.a. South	078517000	\$1,657,484	\$15,285	\$899,771	\$207,902	\$1,556,532	\$4,336,974
Total Attending ADM: 423.113	Per ADM Amounts:	\$3,917	\$36	\$2,127	\$491	\$3,679	\$10,250

Current Expenditures for Charter Schools

Maricopa County

	Classroom Instruction	Classroom Supplies	Administration	Student Support Services	Other Support Services	Total Current Expenditures
American Charter Schools Foundation d.b.a. Sun	\$1,543,117	\$42,892	\$789,115	\$340,257	\$1,544,390	\$4,259,771
Total Attending ADM: 407.065	Per ADM Amounts: \$3,791	\$105	\$1,939	\$836	\$3,794	\$10,465
American Charter Schools Foundation d.b.a. West	\$1,546,955	\$104,363	\$959,617	\$239,175	\$1,669,237	\$4,519,347
Total Attending ADM: 443.657	Per ADM Amounts: \$3,487	\$235	\$2,163	\$539	\$3,762	\$10,187
American Charter Schools Foundation dba	\$635,887	\$223,627	\$489,680	\$167,970	\$465,398	\$1,982,562
Total Attending ADM: 120.105	Per ADM Amounts: \$5,294	\$1,862	\$4,077	\$1,399	\$3,875	\$16,507
American Leadership Academy, Inc.	\$41,063,471	\$3,616,950	\$21,612,594	\$5,833,213	\$16,284,471	\$88,410,699
Total Attending ADM: 10,648.147	Per ADM Amounts: \$3,856	\$340	\$2,030	\$548	\$1,529	\$8,303
American Virtual Academy	\$46,251,754	\$0	\$6,877,208	\$4,497,025	\$869,337	\$58,495,324
Total Attending ADM: 6,087.511	Per ADM Amounts: \$7,598	\$0	\$1,130	\$739	\$143	\$9,609
Anthem Preparatory Academy	\$4,269,952	\$55,938	\$1,670,910	\$455,877	\$1,089,849	\$7,542,526
Total Attending ADM: 749.351	Per ADM Amounts: \$5,698	\$75	\$2,230	\$608	\$1,454	\$10,065
Archway Classical Academy Arete	\$2,632,729	\$44,957	\$1,008,885	\$284,472	\$1,017,239	\$4,988,282
Total Attending ADM: 485.069	Per ADM Amounts: \$5,428	\$93	\$2,080	\$586	\$2,097	\$10,284
Archway Classical Academy Chandler	\$2,715,393	\$101,048	\$1,330,477	\$208,994	\$1,047,176	\$5,403,088
Total Attending ADM: 485.638	Per ADM Amounts: \$5,591	\$208	\$2,740	\$430	\$2,156	\$11,126
Archway Classical Academy Cicero	\$2,459,470	\$62,813	\$994,558	\$397,586	\$1,164,789	\$5,079,216
Total Attending ADM: 480.947	Per ADM Amounts: \$5,114	\$131	\$2,068	\$827	\$2,422	\$10,561
Archway Classical Academy Glendale	\$2,852,488	\$26,320	\$1,081,454	\$239,227	\$1,061,929	\$5,261,418
Total Attending ADM: 511.828	Per ADM Amounts: \$5,573	\$51	\$2,113	\$467	\$2,075	\$10,280
Archway Classical Academy Lincoln	\$3,683,104	\$54,589	\$1,178,005	\$246,175	\$1,286,080	\$6,447,953
Total Attending ADM: 649.624	Per ADM Amounts: \$5,670	\$84	\$1,813	\$379	\$1,980	\$9,926
Archway Classical Academy North Phoenix	\$3,986,572	\$59,410	\$1,465,573	\$489,193	\$1,476,474	\$7,477,222
Total Attending ADM: 761.964	Per ADM Amounts: \$5,232	\$78	\$1,923	\$642	\$1,938	\$9,813
Archway Classical Academy Scottsdale	\$4,941,775	\$214,047	\$1,592,635	\$726,491	\$2,036,446	\$9,511,394
Total Attending ADM: 983.694	Per ADM Amounts: \$5,024	\$218	\$1,619	\$739	\$2,070	\$9,669
Archway Classical Academy Trivium East	\$2,354,719	\$41,082	\$1,185,446	\$239,012	\$840,294	\$4,660,553
Total Attending ADM: 480.486	Per ADM Amounts: \$4,901	\$86	\$2,467	\$497	\$1,749	\$9,700
Archway Classical Academy Trivium West	\$4,955,557	\$52,197	\$2,227,283	\$362,985	\$1,172,441	\$8,770,463
Total Attending ADM: 897.670	Per ADM Amounts: \$5,520	\$58	\$2,481	\$404	\$1,306	\$9,770

Current Expenditures for Charter Schools

Maricopa County

	Classroom Instruction	Classroom Supplies	Administration	Student Support Services	Other Support Services	Total Current Expenditures
Archway Classical Academy Veritas	078596000	\$3,200,538	\$128,309	\$1,252,159	\$380,855	\$1,495,189
Total Attending ADM: 658.307	Per ADM Amounts:	\$4,862	\$195	\$1,902	\$579	\$2,271
Arete Preparatory Academy	078527000	\$3,100,433	\$79,146	\$1,086,266	\$387,182	\$1,099,562
Total Attending ADM: 543.799	Per ADM Amounts:	\$5,701	\$146	\$1,998	\$712	\$2,022
Arizona Agribusiness & Equine Center INC.	078412000	\$754,470	\$55,412	\$211,420	\$120,977	\$106,018
Total Attending ADM: 144.452	Per ADM Amounts:	\$5,223	\$384	\$1,464	\$837	\$734
Arizona Agribusiness & Equine Center, Inc.	078707000	\$1,535,792	\$114,895	\$389,031	\$236,402	\$201,363
Total Attending ADM: 317.380	Per ADM Amounts:	\$4,839	\$362	\$1,226	\$745	\$634
Arizona Agribusiness & Equine Center, Inc.	078993000	\$2,359,714	\$274,875	\$577,038	\$357,055	\$343,706
Total Attending ADM: 496.236	Per ADM Amounts:	\$4,755	\$554	\$1,163	\$720	\$693
Arizona Agribusiness & Equine Center, Inc.	078587000	\$1,899,794	\$253,219	\$548,061	\$334,183	\$381,781
Total Attending ADM: 451.308	Per ADM Amounts:	\$4,210	\$561	\$1,214	\$740	\$846
Arizona Autism Charter Schools, Inc.	078226000	\$6,464,137	\$401,621	\$2,559,451	\$2,191,043	\$1,656,463
Total Attending ADM: 454.136	Per ADM Amounts:	\$14,234	\$884	\$5,636	\$4,825	\$3,648
Arizona Center for Youth Resources	078723000	\$538,636	\$15,982	\$267,482	\$82,452	\$198,668
Total Attending ADM: 98.475	Per ADM Amounts:	\$5,470	\$162	\$2,716	\$837	\$2,017
Arizona Connections Academy Charter School, Inc.	078511000	\$19,861,655	\$10,828	\$4,384,697	\$68,663	\$1,189,421
Total Attending ADM: 2,844.382	Per ADM Amounts:	\$6,983	\$4	\$1,542	\$24	\$418
Arizona Education Solutions	078582000	\$5,002,622	\$3,517,355	\$1,933,299	\$2,377,456	\$541,787
Total Attending ADM: 1,476.950	Per ADM Amounts:	\$3,387	\$2,381	\$1,309	\$1,610	\$367
Arizona Language Preparatory	078260000	\$276,710	\$4,328	\$291,265	\$820	\$11,247
Total Attending ADM: 61.583	Per ADM Amounts:	\$4,493	\$70	\$4,730	\$13	\$183
Arizona School For The Arts	078722000	\$4,984,635	\$200,112	\$1,443,880	\$447,861	\$846,085
Total Attending ADM: 834.953	Per ADM Amounts:	\$5,970	\$240	\$1,729	\$536	\$1,013
ASU Preparatory Academy	078546000	\$1,849,082	\$211,147	\$745,992	\$356,183	\$991,322
Total Attending ADM: 373.863	Per ADM Amounts:	\$4,946	\$565	\$1,995	\$953	\$2,652
ASU Preparatory Academy	078559000	\$473,920	\$70,947	\$607,228	\$177,806	\$275,905
Total Attending ADM: 117.900	Per ADM Amounts:	\$4,020	\$602	\$5,150	\$1,508	\$2,340
ASU Preparatory Academy	078207000	\$1,952,832	\$169,391	\$710,689	\$500,026	\$946,815
Total Attending ADM: 331.302	Per ADM Amounts:	\$5,894	\$511	\$2,145	\$1,509	\$2,858

Current Expenditures for Charter Schools

Maricopa County

	Classroom Instruction	Classroom Supplies	Administration	Student Support Services	Other Support Services	Total Current Expenditures
ASU Preparatory Academy	\$1,543,057	\$327,921	\$981,224	\$478,958	\$2,573,568	\$5,904,728
Total Attending ADM: 424.752	Per ADM Amounts: \$3,633	\$772	\$2,310	\$1,128	\$6,059	\$13,902
ASU Preparatory Academy	\$2,063,342	\$409,773	\$953,024	\$275,909	\$1,406,945	\$5,108,993
Total Attending ADM: 420.931	Per ADM Amounts: \$4,902	\$973	\$2,264	\$655	\$3,342	\$12,137
ASU Preparatory Academy	\$1,653,184	\$195,070	\$697,618	\$319,054	\$1,024,585	\$3,889,511
Total Attending ADM: 397.413	Per ADM Amounts: \$4,160	\$491	\$1,755	\$803	\$2,578	\$9,787
ASU Preparatory Academy	\$1,622,698	\$187,353	\$704,917	\$316,214	\$1,353,232	\$4,184,414
Total Attending ADM: 292.591	Per ADM Amounts: \$5,546	\$640	\$2,409	\$1,081	\$4,625	\$14,301
ASU Preparatory Academy	\$702,445	\$50,308	\$201,484	\$192,140	\$212,879	\$1,359,256
Total Attending ADM: 43.736	Per ADM Amounts: \$16,061	\$1,150	\$4,607	\$4,393	\$4,867	\$31,079
ASU Preparatory Academy	\$1,099,749	\$123,539	\$575,762	\$323,119	\$286,678	\$2,408,847
Total Attending ADM: 183.370	Per ADM Amounts: \$5,997	\$674	\$3,140	\$1,762	\$1,563	\$13,137
ASU Preparatory Academy Digital	\$12,211,238	\$1,992,092	\$17,170,009	\$4,473,280	\$1,963,723	\$37,810,342
Total Attending ADM: 3,741.358	Per ADM Amounts: \$3,264	\$532	\$4,589	\$1,196	\$525	\$10,106
Avondale Learning dba Precision Academy	\$322,803	\$4,733	\$176,517	\$62,976	\$222,197	\$789,226
Total Attending ADM: 66.877	Per ADM Amounts: \$4,827	\$71	\$2,639	\$942	\$3,322	\$11,801
AZ Compass Schools, Inc.	\$1,316,339	\$102,352	\$441,829	\$109,615	\$1,000,110	\$2,970,245
Total Attending ADM: 240.756	Per ADM Amounts: \$5,468	\$425	\$1,835	\$455	\$4,154	\$12,337
Ball Charter Schools (Dobson)	\$1,886,445	\$168,142	\$703,540	\$73,320	\$614,659	\$3,446,106
Total Attending ADM: 421.983	Per ADM Amounts: \$4,470	\$398	\$1,667	\$174	\$1,457	\$8,166
Ball Charter Schools (Hearn)	\$2,923,730	\$113,774	\$747,954	\$121,912	\$536,608	\$4,443,978
Total Attending ADM: 617.371	Per ADM Amounts: \$4,736	\$184	\$1,212	\$197	\$869	\$7,198
Ball Charter Schools (Val Vista)	\$2,087,845	\$124,279	\$501,812	\$45,927	\$551,725	\$3,311,588
Total Attending ADM: 383.268	Per ADM Amounts: \$5,447	\$324	\$1,309	\$120	\$1,440	\$8,640
BASIS Charter Schools, Inc.	\$5,235,297	\$165,728	\$1,229,800	\$449,346	\$1,648,503	\$8,728,674
Total Attending ADM: 1,055.831	Per ADM Amounts: \$4,958	\$157	\$1,165	\$426	\$1,561	\$8,267
BASIS Charter Schools, Inc.	\$3,184,829	\$116,701	\$749,971	\$265,760	\$1,083,029	\$5,400,290
Total Attending ADM: 571.434	Per ADM Amounts: \$5,573	\$204	\$1,312	\$465	\$1,895	\$9,450
BASIS Charter Schools, Inc.	\$3,738,418	\$130,414	\$1,016,107	\$223,433	\$1,437,470	\$6,545,842
Total Attending ADM: 936.030	Per ADM Amounts: \$3,994	\$139	\$1,086	\$239	\$1,536	\$6,993

Current Expenditures for Charter Schools

	Classroom Instruction	Classroom Supplies	Administration	Student Support Services	Other Support Services	Total Current Expenditures
--	-----------------------	--------------------	----------------	--------------------------	------------------------	----------------------------

Maricopa County

BASIS Charter Schools, Inc.	078589000	\$5,080,531	\$305,589	\$1,231,729	\$419,113	\$1,755,101	\$8,792,063
Total Attending ADM: 1,126.923	Per ADM Amounts:	\$4,508	\$271	\$1,093	\$372	\$1,557	\$7,802
BASIS Charter Schools, Inc.	078403000	\$3,439,027	\$166,925	\$862,094	\$249,326	\$1,928,379	\$6,645,751
Total Attending ADM: 727.591	Per ADM Amounts:	\$4,727	\$229	\$1,185	\$343	\$2,650	\$9,134
BASIS Charter Schools, Inc.	078212000	\$3,877,224	\$113,777	\$838,049	\$300,739	\$1,122,118	\$6,251,907
Total Attending ADM: 717.984	Per ADM Amounts:	\$5,400	\$158	\$1,167	\$419	\$1,563	\$8,708
BASIS Charter Schools, Inc.	078225000	\$4,052,784	\$108,255	\$982,646	\$221,237	\$1,330,320	\$6,695,242
Total Attending ADM: 769.805	Per ADM Amounts:	\$5,265	\$141	\$1,276	\$287	\$1,728	\$8,697
BASIS Charter Schools, Inc.	078231000	\$2,334,297	\$79,168	\$717,468	\$248,135	\$1,092,001	\$4,471,069
Total Attending ADM: 400.958	Per ADM Amounts:	\$5,822	\$197	\$1,789	\$619	\$2,723	\$11,151
BASIS Charter Schools, Inc.	078269000	\$1,556,788	\$60,132	\$496,207	\$181,772	\$690,940	\$2,985,839
Total Attending ADM: 269.148	Per ADM Amounts:	\$5,784	\$223	\$1,844	\$675	\$2,567	\$11,094
BASIS Charter Schools, Inc.	078268000	\$2,608,378	\$116,968	\$627,549	\$129,513	\$1,070,994	\$4,553,402
Total Attending ADM: 654.246	Per ADM Amounts:	\$3,987	\$179	\$959	\$198	\$1,637	\$6,960
BASIS Charter Schools, Inc.	078272000	\$3,091,521	\$92,046	\$799,085	\$328,115	\$1,030,104	\$5,340,871
Total Attending ADM: 518.710	Per ADM Amounts:	\$5,960	\$177	\$1,541	\$633	\$1,986	\$10,296
BASIS Charter Schools, Inc.	078273000	\$2,360,708	\$74,786	\$711,065	\$210,624	\$837,479	\$4,194,662
Total Attending ADM: 438.678	Per ADM Amounts:	\$5,381	\$170	\$1,621	\$480	\$1,909	\$9,562
BASIS Charter Schools, Inc.	078236000	\$2,842,913	\$100,571	\$855,287	\$202,466	\$1,110,983	\$5,112,220
Total Attending ADM: 559.346	Per ADM Amounts:	\$5,083	\$180	\$1,529	\$362	\$1,986	\$9,140
BASIS Charter Schools, Inc.	078283000	\$2,861,940	\$147,567	\$864,854	\$196,682	\$997,489	\$5,068,532
Total Attending ADM: 600.690	Per ADM Amounts:	\$4,764	\$246	\$1,440	\$327	\$1,661	\$8,438
BASIS Charter Schools, Inc.	078282000	\$2,363,549	\$78,278	\$640,911	\$234,591	\$900,382	\$4,217,711
Total Attending ADM: 379.416	Per ADM Amounts:	\$6,229	\$206	\$1,689	\$618	\$2,373	\$11,116
BASIS Charter Schools, Inc.	078288000	\$2,176,826	\$66,076	\$647,357	\$75,084	\$1,123,364	\$4,088,707
Total Attending ADM: 382.452	Per ADM Amounts:	\$5,692	\$173	\$1,693	\$196	\$2,937	\$10,691
BASIS Charter Schools, Inc.	078418000	\$3,388,561	\$127,210	\$815,097	\$164,549	\$1,224,404	\$5,719,821
Total Attending ADM: 693.359	Per ADM Amounts:	\$4,887	\$183	\$1,176	\$237	\$1,766	\$8,249
Bell Canyon Charter School, Inc	078972000	\$1,581,872	\$99,739	\$1,103,331	\$21,776	\$861,795	\$3,668,513
Total Attending ADM: 273.515	Per ADM Amounts:	\$5,783	\$365	\$4,034	\$80	\$3,151	\$13,412

Current Expenditures for Charter Schools

Maricopa County

	Classroom Instruction	Classroom Supplies	Administration	Student Support Services	Other Support Services	Total Current Expenditures
Benchmark School, Inc.	\$2,380,508	\$87,098	\$494,699	\$117,493	\$641,329	\$3,721,127
Total Attending ADM: 386.879	Per ADM Amounts: \$6,153	\$225	\$1,279	\$304	\$1,658	\$9,618
Benjamin Franklin Charter School - Queen Creek	\$15,105,389	\$728,024	\$4,090,250	\$771,556	\$2,690,316	\$23,385,535
Total Attending ADM: 2,785.518	Per ADM Amounts: \$5,423	\$261	\$1,468	\$277	\$966	\$8,395
Blueprint Education	\$1,671,053	\$52,359	\$1,936,322	\$1,105,004	\$861,595	\$5,626,333
Total Attending ADM: 552.289	Per ADM Amounts: \$3,026	\$95	\$3,506	\$2,001	\$1,560	\$10,187
Bright Beginnings School, Inc.	\$1,243,867	\$144,072	\$486,429	\$49,941	\$494,655	\$2,418,964
Total Attending ADM: 262.465	Per ADM Amounts: \$4,739	\$549	\$1,853	\$190	\$1,885	\$9,216
CAFA, Inc. dba Learning Foundation and Performing Arts	\$554,360	\$165,452	\$140,886	\$87,328	\$694,295	\$1,642,321
Total Attending ADM: 91.165	Per ADM Amounts: \$6,081	\$1,815	\$1,545	\$958	\$7,616	\$18,015
CAFA, Inc. dba Learning Foundation and Performing Arts	\$3,441,681	\$847,723	\$2,131,386	\$335,744	\$884,958	\$7,641,492
Total Attending ADM: 727.984	Per ADM Amounts: \$4,728	\$1,164	\$2,928	\$461	\$1,216	\$10,497
CAFA, Inc. dba Learning Foundation Performing Arts	\$840,153	\$562,786	\$90,070	\$226,857	\$679,085	\$2,398,951
Total Attending ADM: 146.536	Per ADM Amounts: \$5,733	\$3,841	\$615	\$1,548	\$4,634	\$16,371
Calibre Academy	\$2,099,958	\$190,008	\$914,332	\$161,976	\$848,739	\$4,215,013
Total Attending ADM: 445.463	Per ADM Amounts: \$4,714	\$427	\$2,053	\$364	\$1,905	\$9,462
Cambridge Academy East, Inc	\$1,295,002	\$18,586	\$1,039,145	\$163,116	\$351,139	\$2,866,988
Total Attending ADM: 274.935	Per ADM Amounts: \$4,710	\$68	\$3,780	\$593	\$1,277	\$10,428
Camelback Education, Inc	\$3,172,617	\$738,614	\$586,369	\$435,059	\$1,283,825	\$6,216,484
Total Attending ADM: 533.807	Per ADM Amounts: \$5,943	\$1,384	\$1,098	\$815	\$2,405	\$11,646
Candeo Schools, Inc.	\$2,159,629	\$279,612	\$825,309	\$12,616	\$390,644	\$3,667,810
Total Attending ADM: 481.844	Per ADM Amounts: \$4,482	\$580	\$1,713	\$26	\$811	\$7,612
Candeo Schools, Inc.	\$1,269,899	\$134,350	\$466,432	\$1	\$490,284	\$2,360,966
Total Attending ADM: 301.767	Per ADM Amounts: \$4,208	\$445	\$1,546	\$0	\$1,625	\$7,824
Career Success Schools	\$1,966,241	\$249,494	\$3,428,349	\$851,657	\$1,368,620	\$7,864,361
Total Attending ADM: 967.038	Per ADM Amounts: \$2,033	\$258	\$3,545	\$881	\$1,415	\$8,132
CASA Academy	\$494,135	\$173,288	\$431,361	\$247	\$1,099,463	\$2,198,494
Total Attending ADM: 197.428	Per ADM Amounts: \$2,503	\$878	\$2,185	\$1	\$5,569	\$11,136
Caurus Academy, Inc	\$2,191,975	\$92,154	\$930,993	\$7,118	\$1,158,183	\$4,380,423
Total Attending ADM: 445.254	Per ADM Amounts: \$4,923	\$207	\$2,091	\$16	\$2,601	\$9,838

Current Expenditures for Charter Schools

Maricopa County

		Classroom Instruction	Classroom Supplies	Administration	Student Support Services	Other Support Services	Total Current Expenditures
Challenge School, Inc.	078772000	\$2,389,574	\$70,218	\$818,731	\$215,679	\$896,951	\$4,391,153
Total Attending ADM: 386.751	Per ADM Amounts:	\$6,179	\$182	\$2,117	\$558	\$2,319	\$11,354
Challenger Basic School, Inc.	078957000	\$1,220,050	\$136,106	\$688,959	\$53,121	\$233,759	\$2,331,995
Total Attending ADM: 314.271	Per ADM Amounts:	\$3,882	\$433	\$2,192	\$169	\$744	\$7,420
Chandler Preparatory Academy	078515000	\$3,878,136	\$65,631	\$1,589,335	\$282,425	\$1,478,926	\$7,294,453
Total Attending ADM: 691.307	Per ADM Amounts:	\$5,610	\$95	\$2,299	\$409	\$2,139	\$10,552
Choice Academies, Inc.	078549000	\$2,926,222	\$254,872	\$874,563	\$250,948	\$637,074	\$4,943,679
Total Attending ADM: 591.594	Per ADM Amounts:	\$4,946	\$431	\$1,478	\$424	\$1,077	\$8,357
Cholla Academy	078995000	\$3,064,456	\$806,943	\$1,003,481	\$209,537	\$1,338,426	\$6,422,843
Total Attending ADM: 509.598	Per ADM Amounts:	\$6,013	\$1,583	\$1,969	\$411	\$2,626	\$12,604
Cicero Preparatory Academy	078249000	\$2,930,935	\$45,576	\$1,070,395	\$403,115	\$1,170,315	\$5,620,336
Total Attending ADM: 498.245	Per ADM Amounts:	\$5,883	\$91	\$2,148	\$809	\$2,349	\$11,280
Concordia Charter School, Inc.	078530000	\$481,449	\$7,771	\$359,632	\$14,223	\$423,966	\$1,287,041
Total Attending ADM: 103.355	Per ADM Amounts:	\$4,658	\$75	\$3,480	\$138	\$4,102	\$12,453
Copper State Academy	078643000	\$166,036	\$7,044	\$162,267	\$14,647	\$39,166	\$389,160
Total Attending ADM: 14.227	Per ADM Amounts:	\$11,670	\$495	\$11,406	\$1,030	\$2,753	\$27,354
Cornerstone Charter School, Inc	078994000	\$751,859	\$651	\$696,131	\$183,874	\$483,179	\$2,115,694
Total Attending ADM: 174.391	Per ADM Amounts:	\$4,311	\$4	\$3,992	\$1,054	\$2,771	\$12,132
Cortez Park Charter Middle School, Inc.	078975000	\$1,436,448	\$62,957	\$428,056	\$68,833	\$425,350	\$2,421,644
Total Attending ADM: 262.412	Per ADM Amounts:	\$5,474	\$240	\$1,631	\$262	\$1,621	\$9,228
Country Gardens Charter Schools	078513000	\$1,727,418	\$133,644	\$578,934	\$201,074	\$2,068,310	\$4,709,380
Total Attending ADM: 391.046	Per ADM Amounts:	\$4,417	\$342	\$1,480	\$514	\$5,289	\$12,043
CPLC Community Schools	078608000	\$400,450	\$11,188	\$317,316	\$14,451	\$63,456	\$806,861
Total Attending ADM: 74.478	Per ADM Amounts:	\$5,377	\$150	\$4,261	\$194	\$852	\$10,834
Crown Charter School, Inc	078921000	\$739,503	\$1,695	\$967,133	\$228,550	\$43,270	\$1,980,151
Total Attending ADM: 325.403	Per ADM Amounts:	\$2,273	\$5	\$2,972	\$702	\$133	\$6,085
Daisy Education Corporation dba Paragon Science	078544000	\$2,736,516	\$328,081	\$1,013,084	\$335,445	\$897,731	\$5,310,857
Total Attending ADM: 501.091	Per ADM Amounts:	\$5,461	\$655	\$2,022	\$669	\$1,792	\$10,599
Daisy Education Corporation dba. Sonoran Science	078577000	\$1,138,528	\$227,751	\$539,788	\$220,861	\$1,103,653	\$3,230,581
Total Attending ADM: 214.653	Per ADM Amounts:	\$5,304	\$1,061	\$2,515	\$1,029	\$5,142	\$15,050

Current Expenditures for Charter Schools

Maricopa County

	Classroom Instruction	Classroom Supplies	Administration	Student Support Services	Other Support Services	Total Current Expenditures
Deer Valley Charter Schools, Inc.						
078934000	\$47,437	\$1,296	\$137,233	\$53,019	\$67,117	\$306,102
Per ADM Amounts:	\$3,190	\$87	\$9,228	\$3,565	\$4,513	\$20,582
Desert Heights Charter Schools						
078621000	\$5,423,106	\$433,187	\$954,398	\$198,788	\$1,411,188	\$8,420,667
Per ADM Amounts:	\$6,234	\$498	\$1,097	\$229	\$1,622	\$9,680
EAGLE College Prep Harmony, LLC						
078202000	\$814,037	\$119,571	\$582,550	\$249,066	\$531,440	\$2,296,664
Per ADM Amounts:	\$5,429	\$797	\$3,885	\$1,661	\$3,544	\$15,318
EAGLE College Prep Maryvale, LLC						
078222000	\$1,349,799	\$91,063	\$773,191	\$321,739	\$966,098	\$3,501,890
Per ADM Amounts:	\$3,613	\$244	\$2,070	\$861	\$2,586	\$9,374
EAGLE College Prep Mesa, LLC.						
078223000	\$671,969	\$45,298	\$493,920	\$124,822	\$478,273	\$1,814,282
Per ADM Amounts:	\$4,074	\$275	\$2,995	\$757	\$2,900	\$11,000
EAGLE South Mountain Charter, Inc.						
078541000	\$1,957,809	\$225,299	\$1,080,649	\$262,324	\$523,469	\$4,049,550
Per ADM Amounts:	\$4,471	\$515	\$2,468	\$599	\$1,195	\$9,248
East Mesa Charter Elementary School, Inc.						
078509000	\$1,939,629	\$74,593	\$1,429,725	\$88,086	\$2,907,569	\$6,439,602
Per ADM Amounts:	\$3,422	\$132	\$2,522	\$155	\$5,129	\$11,360
Edison Project						
078573000	\$1,293,703	\$28,684	\$526,183	\$102,363	\$388,464	\$2,339,397
Per ADM Amounts:	\$5,576	\$124	\$2,268	\$441	\$1,674	\$10,083
Edkey, Inc. - Arizona Conservatory for Arts and						
078971000	\$1,866,750	\$8,808	\$480,786	\$22,646	\$699,565	\$3,078,555
Per ADM Amounts:	\$5,430	\$26	\$1,398	\$66	\$2,035	\$8,954
Edkey, Inc. - Pathfinder Academy						
078742000	\$4,708,603	\$208,725	\$1,092,367	\$16,663	\$1,903,664	\$7,930,022
Per ADM Amounts:	\$5,162	\$229	\$1,198	\$18	\$2,087	\$8,693
Edkey, Inc. - Redwood Academy						
078740000	\$1,458,665	\$219,259	\$336,769	\$23,297	\$596,618	\$2,634,608
Per ADM Amounts:	\$6,660	\$1,001	\$1,538	\$106	\$2,724	\$12,030
Edkey, Inc. - Sequoia Charter School						
078915000	\$5,687,820	\$926,608	\$1,126,601	\$249,971	\$77,890	\$8,068,890
Per ADM Amounts:	\$7,856	\$1,280	\$1,556	\$345	\$108	\$11,144
Edkey, Inc. - Sequoia Choice Schools						
078705000	\$26,986,107	\$490,034	\$3,263,561	\$754,138	\$2,677,716	\$34,171,556
Per ADM Amounts:	\$6,374	\$116	\$771	\$178	\$632	\$8,071
Edkey, Inc. - Sequoia Pathway Academy						
078246000	\$3,659,572	\$164,269	\$1,467,977	\$86,776	\$2,106,036	\$7,484,630
Per ADM Amounts:	\$4,497	\$202	\$1,804	\$107	\$2,588	\$9,198
Edkey, Inc. - Sequoia School for the Deaf and Hard						
078744000	\$1,585,787	\$64,258	\$934,314	\$100,155	\$1,059,512	\$3,744,026
Per ADM Amounts:	\$17,573	\$712	\$10,353	\$1,110	\$11,741	\$41,489

Current Expenditures for Charter Schools

Maricopa County

	Classroom Instruction	Classroom Supplies	Administration	Student Support Services	Other Support Services	Total Current Expenditures
Edkey, Inc. - Sequoia Village School	078917000	\$2,662,030	\$2,276	\$1,064,434	\$1,378	\$5,197,956
Total Attending ADM: 381.997	Per ADM Amounts:	\$6,969	\$6	\$2,786	\$4	\$13,607
Educational Options Foundation	078558000	\$969,797	\$14,956	\$563,564	\$85,833	\$2,324,416
Total Attending ADM: 552.350	Per ADM Amounts:	\$1,756	\$27	\$1,020	\$155	\$4,208
EduPreneurship, Inc.	078717000	\$329,210	\$23,543	\$94,344	\$37,398	\$628,372
Total Attending ADM: 43.718	Per ADM Amounts:	\$7,530	\$539	\$2,158	\$855	\$14,373
E-Institute Charter Schools, Inc.	078911000	\$2,096,934	\$144,726	\$2,201,209	\$344,933	\$6,266,054
Total Attending ADM: 735.891	Per ADM Amounts:	\$2,850	\$197	\$2,991	\$469	\$8,515
Empower College Prep	078401000	\$5,532,332	\$730,323	\$2,291,869	\$839,339	\$10,763,088
Total Attending ADM: 931.512	Per ADM Amounts:	\$5,939	\$784	\$2,460	\$901	\$11,554
Espiritu Community Development Corp.	078711000	\$1,236,607	\$18,160	\$99,139	\$214,112	\$2,971,756
Total Attending ADM: 342.654	Per ADM Amounts:	\$3,609	\$53	\$289	\$625	\$8,673
Espiritu Community Development Corp.	078103000	\$1,585,366	\$30,170	\$210,908	\$839,217	\$2,701,110
Total Attending ADM: 406.760	Per ADM Amounts:	\$3,898	\$74	\$519	\$87	\$6,641
Espiritu Schools	078275000	\$327,522	\$11,827	\$475,012	\$353,502	\$2,117,550
Total Attending ADM: 65.617	Per ADM Amounts:	\$4,991	\$180	\$7,239	\$5,387	\$32,271
Estrella Educational Foundation	078239000	\$1,318,456	\$93,567	\$707,740	\$134,950	\$2,844,265
Total Attending ADM: 322.733	Per ADM Amounts:	\$4,085	\$290	\$2,193	\$418	\$8,813
Ethos Academy - A Challenge Foundation Academy	078254000	\$1,962,815	\$80,174	\$737,093	\$23,671	\$2,874,027
Total Attending ADM: 278.181	Per ADM Amounts:	\$7,056	\$288	\$2,650	\$85	\$10,331
Excalibur Charter Schools, Inc.	078901000	\$1,587,432	\$307,726	\$467,228	\$335,544	\$3,367,089
Total Attending ADM: 291.030	Per ADM Amounts:	\$5,455	\$1,057	\$1,605	\$1,153	\$11,570
Fit Kids, Inc. dba Champion Schools	078785000	\$5,060,187	\$420,581	\$2,344,026	\$635,832	\$14,218,721
Total Attending ADM: 1,284.647	Per ADM Amounts:	\$3,939	\$327	\$1,825	\$495	\$11,068
Franklin Phonetic Primary School, Inc.	078263000	\$429,282	\$22,251	\$162,281	\$193,136	\$1,394,047
Total Attending ADM: 79.187	Per ADM Amounts:	\$5,421	\$281	\$2,049	\$2,439	\$17,604
Freedom Academy, Inc.	078528000	\$1,497,867	\$101,303	\$685,618	\$127,779	\$3,007,645
Total Attending ADM: 350.486	Per ADM Amounts:	\$4,274	\$289	\$1,956	\$365	\$8,581
Freedom Preparatory Academy	078638000	\$894,711	\$78,976	\$204,258	\$206,700	\$1,462,517
Total Attending ADM: 127.614	Per ADM Amounts:	\$7,011	\$619	\$1,601	\$1,620	\$11,460

Current Expenditures for Charter Schools

Maricopa County

	Classroom Instruction	Classroom Supplies	Administration	Student Support Services	Other Support Services	Total Current Expenditures
Friendly House, Inc.	\$1,820,670	\$282,136	\$978,409	\$326,368	\$1,164,315	\$4,571,898
Total Attending ADM: 288.235	Per ADM Amounts: \$6,317	\$979	\$3,394	\$1,132	\$4,039	\$15,862
GAR, LLC dba Student Choice High School	\$10,611,105	\$141,518	\$7,673,947	\$12,750	\$1,543,255	\$19,982,575
Total Attending ADM: 1,990.576	Per ADM Amounts: \$5,331	\$71	\$3,855	\$6	\$775	\$10,039
Gem Charter School, Inc.	\$313,235	\$63,605	\$302,426	\$15,267	\$48,252	\$742,785
Total Attending ADM: 68.360	Per ADM Amounts: \$4,582	\$930	\$4,424	\$223	\$706	\$10,866
Genesis Program, Inc.	\$612,084	\$3,174	\$418,954	\$1,467	\$49,798	\$1,085,477
Total Attending ADM: 58.044	Per ADM Amounts: \$10,545	\$55	\$7,218	\$25	\$858	\$18,701
George Gervin Youth Center, Inc.	\$677,417	\$165,250	\$369,780	\$139,139	\$627,537	\$1,979,123
Total Attending ADM: 159.091	Per ADM Amounts: \$4,258	\$1,039	\$2,324	\$875	\$3,945	\$12,440
Glendale Preparatory Academy	\$3,422,709	\$246,613	\$1,284,649	\$359,387	\$1,293,641	\$6,606,999
Total Attending ADM: 590.085	Per ADM Amounts: \$5,800	\$418	\$2,177	\$609	\$2,192	\$11,197
Happy Valley East	\$2,404,710	\$125,017	\$738,058	\$628	\$1,506,825	\$4,775,238
Total Attending ADM: 468.870	Per ADM Amounts: \$5,129	\$267	\$1,574	\$1	\$3,214	\$10,185
Happy Valley School, Inc.	\$2,110,518	\$121,649	\$1,142,297	\$43,273	\$1,852,668	\$5,270,405
Total Attending ADM: 505.879	Per ADM Amounts: \$4,172	\$240	\$2,258	\$86	\$3,662	\$10,418
Heritage Academy Gateway, Inc.	\$2,730,806	\$381,014	\$891,865	\$112,915	\$1,486,664	\$5,603,264
Total Attending ADM: 761.384	Per ADM Amounts: \$3,587	\$500	\$1,171	\$148	\$1,953	\$7,359
Heritage Academy Laveen, Inc.	\$2,025,658	\$105,234	\$498,442	\$85,475	\$150,205	\$2,865,014
Total Attending ADM: 570.730	Per ADM Amounts: \$3,549	\$184	\$873	\$150	\$263	\$5,020
Heritage Academy, Inc.	\$7,958,876	\$325,106	\$2,322,930	\$94,166	\$2,671,898	\$13,372,976
Total Attending ADM: 1,514.043	Per ADM Amounts: \$5,257	\$215	\$1,534	\$62	\$1,765	\$8,833
Heritage Elementary School	\$3,292,252	\$72,037	\$1,163,178	\$380,428	\$2,976,173	\$7,884,068
Total Attending ADM: 847.819	Per ADM Amounts: \$3,883	\$85	\$1,372	\$449	\$3,510	\$9,299
Highland Prep	\$1,806,903	\$333,466	\$921,228	\$1	\$658,857	\$3,720,455
Total Attending ADM: 489.804	Per ADM Amounts: \$3,689	\$681	\$1,881	\$0	\$1,345	\$7,596
Hirsch Academy A Challenge Foundation	\$1,197,435	\$26,868	\$440,484	\$65,613	\$170,098	\$1,900,498
Total Attending ADM: 152.728	Per ADM Amounts: \$7,840	\$176	\$2,884	\$430	\$1,114	\$12,444
Horizon Community Learning Center, Inc.	\$2,476,544	\$190,662	\$1,031,875	\$378,575	\$701,131	\$4,778,787
Total Attending ADM: 706.025	Per ADM Amounts: \$3,508	\$270	\$1,462	\$536	\$993	\$6,769

Current Expenditures for Charter Schools

Maricopa County

	Classroom Instruction	Classroom Supplies	Administration	Student Support Services	Other Support Services	Total Current Expenditures
Horizon Community Learning Center, Inc.	\$2,989,906	\$134,580	\$715,654	\$318,380	\$653,446	\$4,811,966
Total Attending ADM: 726.280	Per ADM Amounts: \$4,117	\$185	\$985	\$438	\$900	\$6,625
Humanities and Sciences Academy of the United	\$1,998,421	\$36,619	\$585,106	\$0	\$47,417	\$2,667,563
Total Attending ADM: 270.995	Per ADM Amounts: \$7,374	\$135	\$2,159	\$0	\$175	\$9,844
Imagine Avondale Elementary, Inc.	\$1,474,449	\$106,331	\$1,076,814	\$430,966	\$1,828,959	\$4,917,519
Total Attending ADM: 420.853	Per ADM Amounts: \$3,503	\$253	\$2,559	\$1,024	\$4,346	\$11,685
Imagine Avondale Middle, Inc.	\$1,105,869	\$71,910	\$583,101	\$20,849	\$654,277	\$2,436,006
Total Attending ADM: 246.667	Per ADM Amounts: \$4,483	\$292	\$2,364	\$85	\$2,652	\$9,876
Imagine Camelback Middle, Inc.	\$811,875	\$137,619	\$457,200	\$121,835	\$584,287	\$2,112,816
Total Attending ADM: 162.480	Per ADM Amounts: \$4,997	\$847	\$2,814	\$750	\$3,596	\$13,004
Imagine Charter Elementary at Camelback, Inc.	\$2,005,323	\$122,861	\$840,382	\$175,944	\$1,883,077	\$5,027,587
Total Attending ADM: 327.425	Per ADM Amounts: \$6,125	\$375	\$2,567	\$537	\$5,751	\$15,355
Imagine Charter Elementary at Desert West, Inc.	\$3,037,152	\$119,226	\$1,981,918	\$294,915	\$1,925,960	\$7,359,171
Total Attending ADM: 650.543	Per ADM Amounts: \$4,669	\$183	\$3,047	\$453	\$2,961	\$11,312
Imagine Coolidge Elementary, Inc.	\$2,962,518	\$507,894	\$1,710,792	\$331,190	\$2,083,199	\$7,595,593
Total Attending ADM: 543.218	Per ADM Amounts: \$5,454	\$935	\$3,149	\$610	\$3,835	\$13,983
Imagine Desert West Middle, Inc.	\$2,264,461	\$79,507	\$1,159,861	\$113,375	\$1,028,373	\$4,645,577
Total Attending ADM: 447.674	Per ADM Amounts: \$5,058	\$178	\$2,591	\$253	\$2,297	\$10,377
Imagine Middle at East Mesa, Inc.	\$418,079	\$53,311	\$289,702	\$19,305	\$246,741	\$1,027,138
Total Attending ADM: 121.318	Per ADM Amounts: \$3,446	\$439	\$2,388	\$159	\$2,034	\$8,466
Imagine Middle at Surprise, Inc.	\$1,561,853	\$185,716	\$657,017	\$83,829	\$1,079,766	\$3,568,181
Total Attending ADM: 307.318	Per ADM Amounts: \$5,082	\$604	\$2,138	\$273	\$3,514	\$11,611
Imagine Prep Coolidge, Inc.	\$2,073,016	\$239,083	\$1,448,773	\$254,540	\$2,142,879	\$6,158,291
Total Attending ADM: 518.200	Per ADM Amounts: \$4,000	\$461	\$2,796	\$491	\$4,135	\$11,884
Imagine Prep Superstition, Inc.	\$1,468,370	\$66,628	\$1,046,641	\$24,568	\$1,934,743	\$4,540,950
Total Attending ADM: 345.598	Per ADM Amounts: \$4,249	\$193	\$3,028	\$71	\$5,598	\$13,139
Imagine P Prep Surprise, Inc.	\$1,901,014	\$299,477	\$984,546	\$140,265	\$1,185,739	\$4,511,041
Total Attending ADM: 306.871	Per ADM Amounts: \$6,195	\$976	\$3,208	\$457	\$3,864	\$14,700
Imagine Superstition Middle, Inc.	\$502,858	\$4,959	\$394,582	\$26,164	\$557,016	\$1,485,579
Total Attending ADM: 128.424	Per ADM Amounts: \$3,916	\$39	\$3,072	\$204	\$4,337	\$11,568

Current Expenditures for Charter Schools

Maricopa County

		Classroom Instruction	Classroom Supplies	Administration	Student Support Services	Other Support Services	Total Current Expenditures
Incito Schools	078210000	\$1,756,726	\$92,844	\$834,142	\$101,565	\$1,045,695	\$3,830,972
Total Attending ADM: 237.325	Per ADM Amounts:	\$7,402	\$391	\$3,515	\$428	\$4,406	\$16,142
Integrity Education Incorporated	078751000	\$0	\$0	\$0	\$0	\$0	\$0
Total Attending ADM: 24.166	Per ADM Amounts:	\$0	\$0	\$0	\$0	\$0	\$0
Intelli-School, Inc.	078741000	\$298,975	\$24,549	\$279,287	\$217,726	\$273,394	\$1,093,931
Total Attending ADM: 72.173	Per ADM Amounts:	\$4,142	\$340	\$3,870	\$3,017	\$3,788	\$15,157
International Commerce Secondary Schools, Inc.	078710000	\$2,369,062	\$54,615	\$739,153	\$0	\$95,407	\$3,258,237
Total Attending ADM: 325.334	Per ADM Amounts:	\$7,282	\$168	\$2,272	\$0	\$293	\$10,015
James Madison Preparatory School	078795000	\$1,126,195	\$30,680	\$366,062	\$119,940	\$221,985	\$1,864,862
Total Attending ADM: 153.483	Per ADM Amounts:	\$7,338	\$200	\$2,385	\$781	\$1,446	\$12,150
James Sandoval Preparatory High School	078928000	\$94,129	\$2,758	\$161,120	\$2,637	\$74,324	\$334,968
Total Attending ADM: 51.447	Per ADM Amounts:	\$1,830	\$54	\$3,132	\$51	\$1,445	\$6,511
Kaizen Education Foundation dba Advance U	078240000	\$353,749	\$20,499	\$276,540	\$71,545	\$245,865	\$968,198
Total Attending ADM: 57.390	Per ADM Amounts:	\$6,164	\$357	\$4,819	\$1,247	\$4,284	\$16,871
Kaizen Education Foundation dba Discover U	078230000	\$696,138	\$5,843	\$315,922	\$213,437	\$507,783	\$1,739,123
Total Attending ADM: 116.262	Per ADM Amounts:	\$5,988	\$50	\$2,717	\$1,836	\$4,368	\$14,959
Kaizen Education Foundation dba El Dorado High	078718000	\$2,419,943	\$58,577	\$1,393,817	\$539,518	\$2,351,064	\$6,762,919
Total Attending ADM: 674.138	Per ADM Amounts:	\$3,590	\$87	\$2,068	\$800	\$3,488	\$10,032
Kaizen Education Foundation dba Gilbert Arts	078570000	\$815,332	\$15,634	\$393,476	\$204,586	\$617,072	\$2,046,100
Total Attending ADM: 161.557	Per ADM Amounts:	\$5,047	\$97	\$2,436	\$1,266	\$3,820	\$12,665
Kaizen Education Foundation dba Havasu	078580000	\$981,121	\$4,937	\$445,250	\$147,820	\$671,651	\$2,250,779
Total Attending ADM: 198.224	Per ADM Amounts:	\$4,950	\$25	\$2,246	\$746	\$3,388	\$11,355
Kaizen Education Foundation dba Liberty Arts	078571000	\$1,639,274	\$36,147	\$611,464	\$284,113	\$1,169,738	\$3,740,736
Total Attending ADM: 310.073	Per ADM Amounts:	\$5,287	\$117	\$1,972	\$916	\$3,772	\$12,064
Kaizen Education Foundation dba Maya High	078949000	\$1,350,584	\$22,509	\$868,865	\$322,360	\$1,272,663	\$3,836,981
Total Attending ADM: 349.265	Per ADM Amounts:	\$3,867	\$64	\$2,488	\$923	\$3,644	\$10,986
Kaizen Education Foundation dba Mission Heights	078576000	\$1,948,810	\$52,597	\$1,160,373	\$256,817	\$1,519,042	\$4,937,639
Total Attending ADM: 490.376	Per ADM Amounts:	\$3,974	\$107	\$2,366	\$524	\$3,098	\$10,069
Kaizen Education Foundation dba South Pointe	078999000	\$1,261,601	\$24,992	\$552,058	\$262,522	\$1,247,686	\$3,348,859
Total Attending ADM: 281.397	Per ADM Amounts:	\$4,483	\$89	\$1,962	\$933	\$4,434	\$11,901

Current Expenditures for Charter Schools

	Classroom Instruction	Classroom Supplies	Administration	Student Support Services	Other Support Services	Total Current Expenditures
--	-----------------------	--------------------	----------------	--------------------------	------------------------	----------------------------

Maricopa County

Kaizen Education Foundation dba South Pointe	078765000	\$682,322	\$3,914	\$424,873	\$320,670	\$638,216	\$2,069,995
Total Attending ADM: 151.465	Per ADM Amounts:	\$4,505	\$26	\$2,805	\$2,117	\$4,214	\$13,666
Kaizen Education Foundation dba Summit High	078952000	\$743,613	\$9,909	\$546,899	\$188,417	\$699,148	\$2,187,986
Total Attending ADM: 190.944	Per ADM Amounts:	\$3,894	\$52	\$2,864	\$987	\$3,662	\$11,459
Kaizen Education Foundation dba Tempe	078954000	\$330,181	\$43	\$257,184	\$172,659	\$280,880	\$1,040,947
Total Attending ADM: 70.911	Per ADM Amounts:	\$4,656	\$1	\$3,627	\$2,435	\$3,961	\$14,680
Kaizen Education Foundation dba Vista Grove	078567000	\$583,424	\$14,686	\$289,158	\$156,044	\$605,336	\$1,648,648
Total Attending ADM: 78.050	Per ADM Amounts:	\$7,475	\$188	\$3,705	\$1,999	\$7,756	\$21,123
Kaizen Education Foundation dba Vista Grove	078946000	\$211,677	\$3,691	\$73,833	\$67,428	\$121,412	\$478,041
Total Attending ADM: 30.320	Per ADM Amounts:	\$6,981	\$122	\$2,435	\$2,224	\$4,004	\$15,767
Kaleidoscope School	078616000	\$1,137,874	\$45,773	\$457,735	\$235,417	\$713,350	\$2,590,149
Total Attending ADM: 227.307	Per ADM Amounts:	\$5,006	\$201	\$2,014	\$1,036	\$3,138	\$11,395
Kestrel Schools, Inc.	138759000	\$9,279	\$16,172	\$69,635	\$2,982	\$62,824	\$160,892
Total Attending ADM: 29.448	Per ADM Amounts:	\$315	\$549	\$2,365	\$101	\$2,133	\$5,464
Keystone Montessori Charter School, Inc.	078779000	\$2,424,118	\$40,704	\$645,980	\$9,342	\$400,438	\$3,520,582
Total Attending ADM: 182.469	Per ADM Amounts:	\$13,285	\$223	\$3,540	\$51	\$2,195	\$19,294
Khalsa Montessori Elementary Schools	078759000	\$729,195	\$17,824	\$398,262	\$64,178	\$178,207	\$1,387,666
Total Attending ADM: 119.955	Per ADM Amounts:	\$6,079	\$149	\$3,320	\$535	\$1,486	\$11,568
LEAD Charter Schools	078968000	\$4,751,375	\$413,595	\$2,158,030	\$563,147	\$1,410,316	\$9,296,463
Total Attending ADM: 970.107	Per ADM Amounts:	\$4,898	\$426	\$2,225	\$580	\$1,454	\$9,583
Legacy Education Group	078507000	\$744,068	\$62,947	\$260,847	\$144,573	\$685,803	\$1,898,238
Total Attending ADM: 165.842	Per ADM Amounts:	\$4,487	\$380	\$1,573	\$872	\$4,135	\$11,446
Legacy Traditional School - Avondale	078416000	\$4,423,366	\$781,725	\$2,981,533	\$570,476	\$1,620,188	\$10,377,288
Total Attending ADM: 1,260.208	Per ADM Amounts:	\$3,510	\$620	\$2,366	\$453	\$1,286	\$8,235
Legacy Traditional School - Chandler	078417000	\$4,334,167	\$590,527	\$2,232,515	\$575,643	\$1,855,644	\$9,588,496
Total Attending ADM: 1,125.908	Per ADM Amounts:	\$3,849	\$524	\$1,983	\$511	\$1,648	\$8,516
Legacy Traditional School - Deer Valley	078642000	\$1,308,342	\$330,848	\$820,576	\$186,231	\$740,241	\$3,386,238
Total Attending ADM: 300.130	Per ADM Amounts:	\$4,359	\$1,102	\$2,734	\$621	\$2,466	\$11,283
Legacy Traditional School - East Mesa	078413000	\$4,063,002	\$634,761	\$2,719,380	\$605,199	\$485,692	\$8,508,034
Total Attending ADM: 982.757	Per ADM Amounts:	\$4,134	\$646	\$2,767	\$616	\$494	\$8,657

Current Expenditures for Charter Schools

Maricopa County

	Classroom Instruction	Classroom Supplies	Administration	Student Support Services	Other Support Services	Total Current Expenditures
Legacy Traditional School - East Tucson	\$1,300,290	\$304,513	\$780,864	\$262,679	\$743,075	\$3,391,421
Total Attending ADM: 251.356	Per ADM Amounts: \$5,173	\$1,211	\$3,107	\$1,045	\$2,956	\$13,493
Legacy Traditional School - Gilbert	\$3,991,534	\$616,419	\$2,351,349	\$582,922	\$1,214,583	\$8,756,807
Total Attending ADM: 1,098.289	Per ADM Amounts: \$3,634	\$561	\$2,141	\$531	\$1,106	\$7,973
Legacy Traditional School - Glendale	\$4,704,099	\$640,622	\$2,082,613	\$457,382	\$1,413,595	\$9,298,311
Total Attending ADM: 1,115.997	Per ADM Amounts: \$4,215	\$574	\$1,866	\$410	\$1,267	\$8,332
Legacy Traditional School - Goodyear	\$2,053,178	\$218,915	\$1,424,047	\$450,178	\$1,027,549	\$5,173,867
Total Attending ADM: 543.681	Per ADM Amounts: \$3,776	\$403	\$2,619	\$828	\$1,890	\$9,516
Legacy Traditional School - Laveen Village	\$3,839,042	\$619,163	\$1,950,534	\$559,541	\$1,197,904	\$8,166,184
Total Attending ADM: 975.274	Per ADM Amounts: \$3,936	\$635	\$2,000	\$574	\$1,228	\$8,373
Legacy Traditional School - Mesa	\$1,826,131	\$407,860	\$934,078	\$257,590	\$623,914	\$4,049,573
Total Attending ADM: 382.798	Per ADM Amounts: \$4,770	\$1,065	\$2,440	\$673	\$1,630	\$10,579
Legacy Traditional School - North Chandler	\$3,593,905	\$796,757	\$1,906,728	\$616,913	\$1,046,133	\$7,960,436
Total Attending ADM: 835.150	Per ADM Amounts: \$4,303	\$954	\$2,283	\$739	\$1,253	\$9,532
Legacy Traditional School - North Phoenix	\$1,518,394	\$426,611	\$983,748	\$69,249	\$1,051,757	\$4,049,759
Total Attending ADM: 540.110	Per ADM Amounts: \$2,811	\$790	\$1,821	\$128	\$1,947	\$7,498
Legacy Traditional School - Peoria	\$2,950,768	\$523,154	\$1,450,548	\$394,089	\$1,117,475	\$6,436,034
Total Attending ADM: 831.210	Per ADM Amounts: \$3,550	\$629	\$1,745	\$474	\$1,344	\$7,743
Legacy Traditional School - Phoenix	\$4,123,664	\$819,532	\$2,457,510	\$734,066	\$1,571,124	\$9,705,896
Total Attending ADM: 1,238.933	Per ADM Amounts: \$3,328	\$661	\$1,984	\$592	\$1,268	\$7,834
Legacy Traditional School - Surprise	\$8,745,442	\$796,698	\$5,610,802	\$1,038,622	\$1,632,427	\$17,823,991
Total Attending ADM: 2,238.451	Per ADM Amounts: \$3,907	\$356	\$2,507	\$464	\$729	\$7,963
Legacy Traditional School - West Surprise	\$3,732,036	\$416,432	\$2,077,453	\$412,762	\$1,241,940	\$7,880,623
Total Attending ADM: 1,082.732	Per ADM Amounts: \$3,447	\$385	\$1,919	\$381	\$1,147	\$7,278
Liberty Traditional Charter School	\$1,952,182	\$139,383	\$971,764	\$315,820	\$1,400,265	\$4,779,414
Total Attending ADM: 514.176	Per ADM Amounts: \$3,797	\$271	\$1,890	\$614	\$2,723	\$9,295
Lincoln Preparatory Academy	\$2,922,591	\$24,446	\$1,012,430	\$271,657	\$1,082,580	\$5,313,704
Total Attending ADM: 549.645	Per ADM Amounts: \$5,317	\$44	\$1,842	\$494	\$1,970	\$9,668
Little Lamb Community School	\$799,171	\$64,745	\$339,623	\$67,943	\$622,498	\$1,893,980
Total Attending ADM: 138.318	Per ADM Amounts: \$5,778	\$468	\$2,455	\$491	\$4,500	\$13,693

Current Expenditures for Charter Schools

	Classroom Instruction	Classroom Supplies	Administration	Student Support Services	Other Support Services	Total Current Expenditures
--	-----------------------	--------------------	----------------	--------------------------	------------------------	----------------------------

Maricopa County

Madison Highland Prep	078219000	\$2,119,761	\$490,058	\$1,128,068	\$54,530	\$575,217	\$4,367,634
Total Attending ADM: 473.673	Per ADM Amounts:	\$4,475	\$1,035	\$2,382	\$115	\$1,214	\$9,221
Maricopa County Community College District dba	078647000	\$2,186,114	\$286,643	\$330,386	\$94,053	\$284,999	\$3,182,195
Total Attending ADM: 309.191	Per ADM Amounts:	\$7,070	\$927	\$1,069	\$304	\$922	\$10,292
Maryvale Preparatory Academy	078592000	\$4,450,956	\$82,412	\$1,791,116	\$1,233,451	\$1,976,237	\$9,534,172
Total Attending ADM: 845.775	Per ADM Amounts:	\$5,263	\$97	\$2,118	\$1,458	\$2,337	\$11,273
MCCCD on behalf of Phoenix College Preparatory	078743000	\$1,548,611	\$264,154	\$288,195	\$192,252	\$439,602	\$2,732,814
Total Attending ADM: 216.567	Per ADM Amounts:	\$7,151	\$1,220	\$1,331	\$888	\$2,030	\$12,619
Metropolitan Arts Institute, Inc.	078906000	\$1,101,836	\$80,671	\$546,053	\$236,634	\$297,315	\$2,262,509
Total Attending ADM: 251.510	Per ADM Amounts:	\$4,381	\$321	\$2,171	\$941	\$1,182	\$8,996
Midtown Primary School	078976000	\$726,289	\$33,184	\$174,325	\$106,128	\$926,061	\$1,965,987
Total Attending ADM: 95.096	Per ADM Amounts:	\$7,637	\$349	\$1,833	\$1,116	\$9,738	\$20,674
Milestones Charter School	078791000	\$974,640	\$47,166	\$631,451	\$394,329	\$1,386,539	\$3,434,125
Total Attending ADM: 193.143	Per ADM Amounts:	\$5,046	\$244	\$3,269	\$2,042	\$7,179	\$17,780
Montessori Academy, Inc.	078977000	\$921,256	\$72,661	\$444,702	\$116,791	\$682,879	\$2,238,289
Total Attending ADM: 142.429	Per ADM Amounts:	\$6,468	\$510	\$3,122	\$820	\$4,795	\$15,715
Montessori Day Public Schools Chartered, Inc.	078758000	\$718,109	\$53,788	\$256,808	\$37,679	\$714,757	\$1,781,141
Total Attending ADM: 186.941	Per ADM Amounts:	\$3,841	\$288	\$1,374	\$202	\$3,823	\$9,528
Montessori Education Centre Charter School	078763000	\$2,354,298	\$174,652	\$257,778	\$44,699	\$1,093,966	\$3,925,393
Total Attending ADM: 401.332	Per ADM Amounts:	\$5,866	\$435	\$642	\$111	\$2,726	\$9,781
Morrison Education Group, Inc.	078556000	\$2,372,710	\$117,524	\$1,201,924	\$299,247	\$465,184	\$4,456,589
Total Attending ADM: 526.685	Per ADM Amounts:	\$4,505	\$223	\$2,282	\$568	\$883	\$8,462
Morrison Education Group, Inc.	078640000	\$1,070,124	\$39,278	\$402,543	\$209,734	\$333,710	\$2,055,389
Total Attending ADM: 291.644	Per ADM Amounts:	\$3,669	\$135	\$1,380	\$719	\$1,144	\$7,048
New Horizon High School, Inc.	078617000	\$0	\$0	\$0	\$0	\$0	\$0
Total Attending ADM: 57.330	Per ADM Amounts:	\$0	\$0	\$0	\$0	\$0	\$0
New Horizon School for the Performing Arts	078771000	\$622,401	\$167,624	\$476,074	\$142,181	\$348,036	\$1,756,316
Total Attending ADM: 142.848	Per ADM Amounts:	\$4,357	\$1,173	\$3,333	\$995	\$2,436	\$12,295
New Learning Ventures, Inc.	078692000	\$405,771	\$13,414	\$269,399	\$12,130	\$564,611	\$1,265,325
Total Attending ADM: 106.913	Per ADM Amounts:	\$3,795	\$125	\$2,520	\$113	\$5,281	\$11,835

Current Expenditures for Charter Schools

Maricopa County

	Classroom Instruction	Classroom Supplies	Administration	Student Support Services	Other Support Services	Total Current Expenditures
New School For The Arts	\$730,952	\$104,916	\$429,427	\$46,726	\$124,842	\$1,436,863
Total Attending ADM: 173.141	Per ADM Amounts: \$4,222	\$606	\$2,480	\$270	\$721	\$8,299
New School for the Arts Middle School	\$226,383	\$26,159	\$113,756	\$47,932	\$128,986	\$543,216
Total Attending ADM: 81.833	Per ADM Amounts: \$2,766	\$320	\$1,390	\$586	\$1,576	\$6,638
New World Educational Center	\$954,620	\$142,556	\$400,951	\$159,369	\$672,888	\$2,330,384
Total Attending ADM: 162.743	Per ADM Amounts: \$5,866	\$876	\$2,464	\$979	\$4,135	\$14,319
Noah Webster Schools - Mesa	\$3,075,962	\$124,105	\$1,386,954	\$528,506	\$2,391,806	\$7,507,333
Total Attending ADM: 636.553	Per ADM Amounts: \$4,832	\$195	\$2,179	\$830	\$3,757	\$11,794
Noah Webster Schools-Pima	\$1,760,609	\$56,491	\$264,813	\$149,670	\$1,839,463	\$4,071,046
Total Attending ADM: 296.689	Per ADM Amounts: \$5,934	\$190	\$893	\$504	\$6,200	\$13,722
North Phoenix Preparatory Academy	\$2,642,406	\$28,324	\$976,366	\$246,206	\$1,025,858	\$4,919,160
Total Attending ADM: 478.573	Per ADM Amounts: \$5,521	\$59	\$2,040	\$514	\$2,144	\$10,279
North Star Charter School, Inc.	\$6,140,361	\$26,013	\$1,046,820	\$1,545	\$68,352	\$7,283,091
Total Attending ADM: 1,144.816	Per ADM Amounts: \$5,364	\$23	\$914	\$1	\$60	\$6,362
Ombudsman Educational Services, Ltd., a subsidiary	\$5,720,326	\$329,765	\$3,621,292	\$0	\$1,762,364	\$11,433,747
Total Attending ADM: 1,302.131	Per ADM Amounts: \$4,393	\$253	\$2,781	\$0	\$1,353	\$8,781
P.L.C. Charter Schools	\$4,068,388	\$697,666	\$1,424,864	\$999,694	\$3,111,648	\$10,302,260
Total Attending ADM: 894.799	Per ADM Amounts: \$4,547	\$780	\$1,592	\$1,117	\$3,477	\$11,513
Pan-American Elementary Charter	\$4,833,543	\$1,289,486	\$2,464,218	\$75,490	\$4,519,218	\$13,181,955
Total Attending ADM: 1,087.048	Per ADM Amounts: \$4,446	\$1,186	\$2,267	\$69	\$4,157	\$12,126
Paragon Management, Inc.	\$12,923,818	\$1,241,943	\$3,467,874	\$1,936,847	\$3,721,796	\$23,292,278
Total Attending ADM: 2,722.352	Per ADM Amounts: \$4,747	\$456	\$1,274	\$711	\$1,367	\$8,556
Paramount Education Studies Inc	\$0	\$0	\$0	\$0	\$0	\$0
Total Attending ADM: 184.552	Per ADM Amounts: \$0	\$0	\$0	\$0	\$0	\$0
PAS Charter, Inc., dba Intelli-School	\$614,985	\$43,405	\$279,723	\$453,961	\$540,438	\$1,932,512
Total Attending ADM: 141.314	Per ADM Amounts: \$4,352	\$307	\$1,979	\$3,212	\$3,824	\$13,675
Pathfinder Charter School Foundation	\$2,227,938	\$146,999	\$1,275,475	\$177,538	\$1,081,948	\$4,909,898
Total Attending ADM: 455.626	Per ADM Amounts: \$4,890	\$323	\$2,799	\$390	\$2,375	\$10,776
Pathways In Education-Arizona, Inc.	\$475,230	\$10,401	\$284,556	\$284,349	\$412,205	\$1,466,741
Total Attending ADM: 186.309	Per ADM Amounts: \$2,551	\$56	\$1,527	\$1,526	\$2,212	\$7,873

Current Expenditures for Charter Schools

	Classroom Instruction	Classroom Supplies	Administration	Student Support Services	Other Support Services	Total Current Expenditures
--	-----------------------	--------------------	----------------	--------------------------	------------------------	----------------------------

Maricopa County

Pensar Academy						
	078238000	\$821,334	\$241,563	\$486,264	\$175,551	\$2,284,073
Total Attending ADM: 211.746	Per ADM Amounts:	\$3,879	\$1,141	\$2,296	\$829	\$10,787
Phoenix Advantage Charter School, Inc.						
	078714000	\$0	\$0	\$0	\$0	\$0
Total Attending ADM: 176.867	Per ADM Amounts:	\$0	\$0	\$0	\$0	\$0
Phoenix Education Management, LLC,						
	078716000	\$1,992,773	\$344,007	\$657,591	\$800,994	\$4,458,414
Total Attending ADM: 425.736	Per ADM Amounts:	\$4,681	\$808	\$1,545	\$1,881	\$10,472
Phoenix International Academy						
	078693000	\$736,003	\$148,152	\$349,890	\$178,714	\$2,304,860
Total Attending ADM: 29.320	Per ADM Amounts:	\$25,102	\$5,053	\$11,933	\$6,095	\$78,611
Phoenix School of Academic Excellence The						
	078776000	\$399,769	\$40,606	\$284,881	\$61,250	\$1,232,628
Total Attending ADM: 96.146	Per ADM Amounts:	\$4,158	\$422	\$2,963	\$637	\$12,820
Pillar Charter School						
	078504000	\$138,269	\$22,627	\$79,577	\$9,924	\$298,056
Total Attending ADM: 25.693	Per ADM Amounts:	\$5,382	\$881	\$3,097	\$386	\$11,601
Pinnacle Education-Tempe, Inc.						
	078726000	\$722,356	\$6,196	\$297,616	\$139,892	\$1,466,504
Total Attending ADM: 286.617	Per ADM Amounts:	\$2,520	\$22	\$1,038	\$488	\$5,117
Pinnacle Education-WMCB, Inc.						
	078920000	\$225,614	\$15	\$51,634	\$22,420	\$389,397
Total Attending ADM: 124.135	Per ADM Amounts:	\$1,817	\$0	\$416	\$181	\$3,137
Pioneer Preparatory School						
	078550000	\$3,639,860	\$40,435	\$796,704	\$84,999	\$4,563,440
Total Attending ADM: 369.267	Per ADM Amounts:	\$9,857	\$110	\$2,158	\$230	\$12,358
Pointe Schools						
	078925000	\$2,320,697	\$91,707	\$928,231	\$425,973	\$4,672,724
Total Attending ADM: 689.173	Per ADM Amounts:	\$3,367	\$133	\$1,347	\$618	\$6,780
Premier Charter High School						
	078939000	\$952,346	\$118,757	\$267,882	\$255,406	\$2,315,689
Total Attending ADM: 145.723	Per ADM Amounts:	\$6,535	\$815	\$1,838	\$1,753	\$15,891
Reid Traditional Schools' Painted Rock Academy						
	078209000	\$2,824,252	\$98,800	\$493,109	\$60,067	\$3,962,428
Total Attending ADM: 472.827	Per ADM Amounts:	\$5,973	\$209	\$1,043	\$127	\$8,380
Reid Traditional Schools' Valley Academy, Inc.						
	078749000	\$3,107,653	\$124,976	\$669,043	\$56,833	\$4,452,400
Total Attending ADM: 638.222	Per ADM Amounts:	\$4,869	\$196	\$1,048	\$89	\$6,976
Research Based Education Corporation						
	078560000	\$328,887	\$81,590	\$203,556	\$25,531	\$1,117,123
Total Attending ADM: 90.478	Per ADM Amounts:	\$3,635	\$902	\$2,250	\$282	\$12,347
Ridgeline Academy, Inc.						
	078609000	\$4,225,532	\$512,468	\$1,374,223	\$571,274	\$7,761,662
Total Attending ADM: 912.553	Per ADM Amounts:	\$4,630	\$562	\$1,506	\$626	\$8,505

Current Expenditures for Charter Schools

Maricopa County

		Classroom Instruction	Classroom Supplies	Administration	Student Support Services	Other Support Services	Total Current Expenditures
Rosefield Charter Elementary School, Inc.	078508000	\$2,448,834	\$109,468	\$1,594,319	\$300,860	\$1,434,498	\$5,887,979
Total Attending ADM: 500.954	Per ADM Amounts:	\$4,888	\$219	\$3,183	\$601	\$2,864	\$11,754
RSD Charter School, Inc.	078735000	\$0	\$0	\$0	\$0	\$0	\$0
Total Attending ADM: 12.635	Per ADM Amounts:	\$0	\$0	\$0	\$0	\$0	\$0
Sage Academy, Inc.	078688000	\$671,248	\$4,157	\$245,475	\$103,735	\$1,027,848	\$2,052,463
Total Attending ADM: 140.871	Per ADM Amounts:	\$4,765	\$30	\$1,743	\$736	\$7,296	\$14,570
Salt River Pima-Maricopa Community Schools	078656000	\$832,657	\$241,677	\$1	\$860,378	\$9,577	\$1,944,290
Total Attending ADM: 49.694	Per ADM Amounts:	\$16,756	\$4,863	\$0	\$17,314	\$193	\$39,125
San Tan Montessori School, Inc.	078539000	\$3,246,376	\$362,826	\$1,538,545	\$184,656	\$3,347,089	\$8,679,492
Total Attending ADM: 820.155	Per ADM Amounts:	\$3,958	\$442	\$1,876	\$225	\$4,081	\$10,583
SC Jensen Corporation, Inc. dba Intelli-School	078962000	\$267,282	\$2,959	\$128,731	\$214,979	\$237,558	\$851,509
Total Attending ADM: 65.030	Per ADM Amounts:	\$4,110	\$46	\$1,980	\$3,306	\$3,653	\$13,094
Scholars Academy Sunnyslope	078624000	\$647,177	\$131,397	\$397,045	\$205,332	\$400,167	\$1,781,118
Total Attending ADM: 107.545	Per ADM Amounts:	\$6,018	\$1,222	\$3,692	\$1,909	\$3,721	\$16,562
Scottsdale Country Day School	078243000	\$558,480	\$86,699	\$299,493	\$135,478	\$405,990	\$1,486,140
Total Attending ADM: 136.554	Per ADM Amounts:	\$4,090	\$635	\$2,193	\$992	\$2,973	\$10,883
Scottsdale Preparatory Academy	078533000	\$4,586,382	\$127,519	\$1,499,170	\$633,202	\$1,834,647	\$8,680,920
Total Attending ADM: 846.081	Per ADM Amounts:	\$5,421	\$151	\$1,772	\$748	\$2,168	\$10,260
Self Development Academy-Phoenix	078256000	\$1,137,319	\$98,537	\$796,383	\$87,767	\$719,001	\$2,839,007
Total Attending ADM: 266.138	Per ADM Amounts:	\$4,273	\$370	\$2,992	\$330	\$2,702	\$10,667
Self Development Charter School	078796000	\$1,878,847	\$161,960	\$531,784	\$7,558	\$1,193,543	\$3,773,692
Total Attending ADM: 435.152	Per ADM Amounts:	\$4,318	\$372	\$1,222	\$17	\$2,743	\$8,672
Self Development Eastmark Academy	078694000	\$0	\$0	\$0	\$0	\$0	\$0
Total Attending ADM: 10.641	Per ADM Amounts:	\$0	\$0	\$0	\$0	\$0	\$0
Self Development Scottsdale Academy	078695000	\$0	\$0	\$0	\$0	\$0	\$0
Total Attending ADM: 64.935	Per ADM Amounts:	\$0	\$0	\$0	\$0	\$0	\$0
Skyline Gila River Schools, LLC	078566000	\$1,124,143	\$62,123	\$1,220,486	\$181,814	\$1,721,537	\$4,310,103
Total Attending ADM: 222.528	Per ADM Amounts:	\$5,052	\$279	\$5,485	\$817	\$7,736	\$19,369
Skyline Schools, Inc.	078914000	\$640,871	\$65,000	\$265,494	\$213,823	\$2,021,704	\$3,206,892
Total Attending ADM: 181.816	Per ADM Amounts:	\$3,525	\$358	\$1,460	\$1,176	\$11,120	\$17,638

Current Expenditures for Charter Schools

Maricopa County

	Classroom Instruction	Classroom Supplies	Administration	Student Support Services	Other Support Services	Total Current Expenditures
Somerset Academy Arizona, Inc.	\$868,862	\$57,164	\$130,345	\$0	\$304,389	\$1,360,760
Total Attending ADM: 148.949	Per ADM Amounts: \$5,833	\$384	\$875	\$0	\$2,044	\$9,136
South Phoenix Academy Inc.	\$1,319,664	\$156,147	\$320,122	\$141,696	\$902,268	\$2,839,897
Total Attending ADM: 306.043	Per ADM Amounts: \$4,312	\$510	\$1,046	\$463	\$2,948	\$9,279
South Valley Academy, Inc.	\$1,166,277	\$65,840	\$234,547	\$169,411	\$725,467	\$2,361,542
Total Attending ADM: 256.391	Per ADM Amounts: \$4,549	\$257	\$915	\$661	\$2,830	\$9,211
Southwest Leadership Academy	\$511,793	\$26,879	\$914,797	\$100,707	\$572,602	\$2,126,778
Total Attending ADM: 242.089	Per ADM Amounts: \$2,114	\$111	\$3,779	\$416	\$2,365	\$8,785
STEP UP Schools, Inc.	\$398,117	\$29,456	\$208,775	\$117,897	\$184,807	\$939,052
Total Attending ADM: 51.043	Per ADM Amounts: \$7,800	\$577	\$4,090	\$2,310	\$3,621	\$18,397
Stepping Stones Academy	\$1,017,561	\$300,380	\$513,560	\$111,015	\$293,394	\$2,135,910
Total Attending ADM: 191.843	Per ADM Amounts: \$5,304	\$1,566	\$2,677	\$57	\$1,529	\$11,134
Success School	\$4,349,177	\$680,121	\$1,069,091	\$1,120,147	\$2,825,539	\$10,044,075
Total Attending ADM: 925.027	Per ADM Amounts: \$4,702	\$735	\$1,156	\$1,211	\$3,055	\$10,858
Synergy Public School, Inc.	\$1,773,266	\$661,198	\$994,780	\$240,186	\$1,998,591	\$5,668,021
Total Attending ADM: 472.215	Per ADM Amounts: \$3,755	\$1,400	\$2,107	\$509	\$4,232	\$12,003
Tempe Preparatory Academy	\$2,569,719	\$60,568	\$1,352,564	\$228,405	\$652,700	\$4,863,956
Total Attending ADM: 445.844	Per ADM Amounts: \$5,764	\$136	\$3,034	\$512	\$1,464	\$10,910
The Boys & Girls Clubs of the Valley	\$1,634,445	\$155,790	\$349,387	\$141,679	\$580,819	\$2,862,120
Total Attending ADM: 218.842	Per ADM Amounts: \$7,469	\$712	\$1,597	\$647	\$2,654	\$13,078
The Farm at Mission Montessori Academy	\$190,266	\$13,651	\$108,929	\$10,358	\$388,326	\$711,530
Total Attending ADM: 46.558	Per ADM Amounts: \$4,087	\$293	\$2,340	\$222	\$8,341	\$15,283
The French American School of Arizona	\$272,514	\$16,801	\$214,931	\$29,158	\$429,535	\$962,939
Total Attending ADM: 47.229	Per ADM Amounts: \$5,770	\$356	\$4,551	\$617	\$9,095	\$20,389
The Odyssey Preparatory Academy, Inc.	\$12,580,570	\$1,568,076	\$3,694,202	\$35,064	\$5,298,014	\$23,175,926
Total Attending ADM: 3,337.526	Per ADM Amounts: \$3,769	\$470	\$1,107	\$11	\$1,587	\$6,944
The Paideia Academies, Inc	\$3,667,022	\$527,094	\$925,153	\$691,166	\$2,473,371	\$8,283,806
Total Attending ADM: 756.906	Per ADM Amounts: \$4,845	\$696	\$1,222	\$913	\$3,268	\$10,944
Think Through Academy	\$281,206	\$9,321	\$76,363	\$17,447	\$264,885	\$649,222
Total Attending ADM: 38.650	Per ADM Amounts: \$7,276	\$241	\$1,976	\$451	\$6,853	\$16,797

Current Expenditures for Charter Schools

Maricopa County

	Classroom Instruction	Classroom Supplies	Administration	Student Support Services	Other Support Services	Total Current Expenditures
Trivium Preparatory Academy	\$5,191,888	\$95,027	\$1,577,182	\$429,165	\$1,795,124	\$9,088,386
Total Attending ADM: 904.514	Per ADM Amounts: \$5,740	\$105	\$1,744	\$474	\$1,985	\$10,048
Twenty First Century Charter School, Inc. Bennett	\$812,993	\$29,470	\$300,311	\$181,081	\$630,471	\$1,954,326
Total Attending ADM: 137.891	Per ADM Amounts: \$5,896	\$214	\$2,178	\$1,313	\$4,572	\$14,173
Valley of the Sun Waldorf Education Association,	\$1,622,228	\$72,250	\$422,442	\$269,998	\$396,311	\$2,783,229
Total Attending ADM: 282.253	Per ADM Amounts: \$5,747	\$256	\$1,497	\$957	\$1,404	\$9,861
Valor Preparatory Academy, LLC	\$946,771	\$0	\$202,621	\$30,822	\$222,558	\$1,402,772
Total Attending ADM: 124.769	Per ADM Amounts: \$7,588	\$0	\$1,624	\$247	\$1,784	\$11,243
Vector School District, Inc.	\$882,041	\$75,140	\$383,060	\$121,532	\$818,519	\$2,280,292
Total Attending ADM: 191.789	Per ADM Amounts: \$4,599	\$392	\$1,997	\$634	\$4,268	\$11,890
Veritas Preparatory Academy	\$4,421,540	\$93,716	\$1,554,977	\$703,422	\$1,862,081	\$8,635,736
Total Attending ADM: 787.667	Per ADM Amounts: \$5,613	\$119	\$1,974	\$893	\$2,364	\$10,964
Victory Collegiate Academy Corporation	\$1,619,167	\$336,452	\$608,109	\$78,822	\$1,253,424	\$3,895,974
Total Attending ADM: 331.194	Per ADM Amounts: \$4,889	\$1,016	\$1,836	\$238	\$3,785	\$11,763
Villa Montessori Charter School	\$4,210,439	\$325,876	\$1,369,105	\$122,226	\$723,474	\$6,751,120
Total Attending ADM: 460.615	Per ADM Amounts: \$9,141	\$707	\$2,972	\$265	\$1,571	\$14,657
Vista Charter School	\$12,741	\$35,359	\$66,676	\$11,761	\$56,684	\$183,221
Total Attending ADM: 9.216	Per ADM Amounts: \$1,382	\$3,837	\$7,235	\$1,276	\$6,151	\$19,881
Vista College Preparatory, Inc.	\$3,802,090	\$946,817	\$5,131,473	\$3,387	\$1,931,024	\$11,814,791
Total Attending ADM: 965.703	Per ADM Amounts: \$3,937	\$980	\$5,314	\$4	\$2,000	\$12,234
West Gilbert Charter Elementary School, Inc.	\$1,335,910	\$21,880	\$643,498	\$89,810	\$899,473	\$2,990,571
Total Attending ADM: 117.513	Per ADM Amounts: \$11,368	\$186	\$5,476	\$764	\$7,654	\$25,449
West Gilbert Charter Middle School, Inc.	\$535,148	\$62,306	\$601,818	\$11,522	\$369,619	\$1,580,413
Total Attending ADM: 141.266	Per ADM Amounts: \$3,788	\$441	\$4,260	\$82	\$2,616	\$11,187
West Valley Arts and Technology Academy, Inc.	\$438,304	\$75,518	\$835,433	\$27,958	\$338,637	\$1,715,850
Total Attending ADM: 260.402	Per ADM Amounts: \$1,683	\$290	\$3,208	\$107	\$1,300	\$6,589
Western School of Science and Technology, Inc.	\$3,341,806	\$84,784	\$1,088,592	\$271,019	\$718,868	\$5,505,069
Total Attending ADM: 524.648	Per ADM Amounts: \$6,370	\$162	\$2,075	\$517	\$1,370	\$10,493
Maricopa Totals	\$766,946,250	\$60,088,247	\$317,284,248	\$87,134,391	\$304,706,911	\$1,536,160,046
Total Attending ADM: 158,377.185	Per ADM Amounts: \$4,843	\$379	\$2,003	\$550	\$1,924	\$9,699

Fiscal Year 2021 – 2022 Annual Report for the Arizona Department of Education

Current Expenditures for Charter Schools		Classroom Instruction	Classroom Supplies	Administration	Student Support Services	Other Support Services	Total Current Expenditures
Mohave County							
Academy of Building Industries, Inc.	088704000	\$558,133	\$38,346	\$228,429	\$46,844	\$387,727	\$1,259,479
Total Attending ADM: 102.611	Per ADM Amounts:	\$5,439	\$374	\$2,226	\$457	\$3,779	\$12,274
Desert Star Academy	088705000	\$2,332,085	\$322,010	\$863,099	\$208,275	\$1,419,368	\$5,144,837
Total Attending ADM: 465.374	Per ADM Amounts:	\$5,011	\$692	\$1,855	\$448	\$3,050	\$11,055
Kingman Academy Of Learning	088620000	\$6,679,351	\$500,908	\$1,741,933	\$453,063	\$2,451,467	\$11,826,722
Total Attending ADM: 1,285.845	Per ADM Amounts:	\$5,195	\$390	\$1,355	\$352	\$1,907	\$9,198
Masada Charter School, Inc.	088759000	\$2,507,660	\$154,272	\$948,774	\$351,118	\$625,976	\$4,587,800
Total Attending ADM: 472.630	Per ADM Amounts:	\$5,306	\$326	\$2,007	\$743	\$1,324	\$9,707
Mohave Accelerated Elementary School, Inc.	088703000	\$2,737,132	\$383,027	\$1,789,892	\$104,490	\$109,784	\$5,124,325
Total Attending ADM: 492.617	Per ADM Amounts:	\$5,556	\$778	\$3,633	\$212	\$223	\$10,402
Mohave Accelerated Learning Center	088758000	\$2,624,933	\$215,499	\$1,268,872	\$180,205	\$1,804,560	\$6,094,069
Total Attending ADM: 485.448	Per ADM Amounts:	\$5,407	\$444	\$2,614	\$371	\$3,717	\$12,553
Telesis Center for Learning, Inc.	088702000	\$1,406,200	\$66,983	\$572,642	\$204,131	\$1,210,642	\$3,460,598
Total Attending ADM: 279.455	Per ADM Amounts:	\$5,032	\$240	\$2,049	\$730	\$4,332	\$12,383
Young Scholars Academy Charter School Corp.	088755000	\$2,213,706	\$131,166	\$670,588	\$204,299	\$246,205	\$3,465,964
Total Attending ADM: 392.346	Per ADM Amounts:	\$5,642	\$334	\$1,709	\$521	\$628	\$8,834
Mohave Totals		\$21,059,200	\$1,812,211	\$8,084,229	\$1,752,425	\$8,255,729	\$40,963,794
Total Attending ADM: 3,976.326	Per ADM Amounts:	\$5,296	\$456	\$2,033	\$441	\$2,076	\$10,302

Current Expenditures for Charter Schools

Navajo County

		Classroom Instruction	Classroom Supplies	Administration	Student Support Services	Other Support Services	Total Current Expenditures
Career Development, Inc.	098745000	\$356,123	\$62,641	\$254,759	\$124,979	\$181,968	\$980,470
Total Attending ADM: 51.210	Per ADM Amounts:	\$6,954	\$1,223	\$4,975	\$2,441	\$3,553	\$19,146
Shonto Governing Board of Education, Inc.	098746000	\$567,170	\$136,274	\$188,203	\$80,873	\$510,017	\$1,482,537
Total Attending ADM: 72.093	Per ADM Amounts:	\$7,867	\$1,890	\$2,611	\$1,122	\$7,074	\$20,564
Navajo Totals		\$923,293	\$198,915	\$442,962	\$205,852	\$691,985	\$2,463,007
Total Attending ADM: 123.303	Per ADM Amounts:	\$7,488	\$1,613	\$3,592	\$1,669	\$5,612	\$19,975

Current Expenditures for Charter Schools

Pima County

	Classroom Instruction	Classroom Supplies	Administration	Student Support Services	Other Support Services	Total Current Expenditures
Academy Del Sol, Inc.	\$2,576,151	\$438,881	\$1,709,217	\$200,199	\$1,389,463	\$6,313,911
Total Attending ADM: 672.001	Per ADM Amounts: \$3,834	\$653	\$2,543	\$298	\$2,068	\$9,396
Academy of Mathematics and Science South, Inc.	\$10,082,169	\$765,527	\$15,488,868	\$1,693,367	\$2,680,136	\$30,710,067
Total Attending ADM: 5,297.674	Per ADM Amounts: \$1,903	\$145	\$2,924	\$320	\$506	\$5,797
Academy of Mathematics and Science, Inc.	\$1,820,491	\$216,405	\$3,252,398	\$557,212	\$868,781	\$6,715,287
Total Attending ADM: 985.120	Per ADM Amounts: \$1,848	\$220	\$3,302	\$566	\$882	\$6,817
Academy of Tucson, Inc.	\$2,161,586	\$177,369	\$899,992	\$65,492	\$474,649	\$3,779,088
Total Attending ADM: 525.801	Per ADM Amounts: \$4,111	\$337	\$1,712	\$125	\$903	\$7,187
Accelerated Elementary and Secondary Schools	\$0	\$0	\$0	\$0	\$0	\$0
Total Attending ADM: 218.479	Per ADM Amounts: \$0	\$0	\$0	\$0	\$0	\$0
American Charter Schools Foundation d.b.a. Alta	\$1,869,252	\$50,146	\$1,042,832	\$218,426	\$1,941,525	\$5,122,181
Total Attending ADM: 458.287	Per ADM Amounts: \$4,079	\$109	\$2,275	\$477	\$4,236	\$11,177
Apruder Tucson	\$1,489,401	\$229,243	\$553,343	\$251,064	\$551,648	\$3,074,699
Total Attending ADM: 212.004	Per ADM Amounts: \$7,025	\$1,081	\$2,610	\$1,184	\$2,602	\$14,503
Arizona Community Development Corporation	\$10,098,262	\$1,848,342	\$2,645,237	\$1,135,923	\$4,160,832	\$19,888,596
Total Attending ADM: 1,932.552	Per ADM Amounts: \$5,225	\$956	\$1,369	\$588	\$2,153	\$10,291
BASIS Charter Schools, Inc.	\$3,666,484	\$123,265	\$970,738	\$301,421	\$1,227,758	\$6,289,666
Total Attending ADM: 714.670	Per ADM Amounts: \$5,130	\$172	\$1,358	\$422	\$1,718	\$8,801
BASIS Charter Schools, Inc.	\$4,545,853	\$88,136	\$1,019,342	\$281,489	\$1,398,080	\$7,332,900
Total Attending ADM: 858.775	Per ADM Amounts: \$5,293	\$103	\$1,187	\$328	\$1,628	\$8,539
BASIS Charter Schools, Inc.	\$3,236,817	\$123,624	\$851,192	\$277,549	\$1,167,509	\$5,656,691
Total Attending ADM: 617.913	Per ADM Amounts: \$5,238	\$200	\$1,378	\$449	\$1,889	\$9,155
Blue Adobe Project	\$403,430	\$24,445	\$250,705	\$54,795	\$252,287	\$985,662
Total Attending ADM: 75.397	Per ADM Amounts: \$5,351	\$324	\$3,325	\$727	\$3,346	\$13,073
Canyon Rose Academy, Inc.	\$1,310,923	\$19,921	\$598,521	\$201,344	\$600,745	\$2,731,454
Total Attending ADM: 273.932	Per ADM Amounts: \$4,786	\$73	\$2,185	\$735	\$2,193	\$9,971
Carden of Tucson, Inc.	\$414,274	\$4,519	\$49,305	\$79,261	\$115,822	\$663,181
Total Attending ADM: 50.366	Per ADM Amounts: \$8,225	\$90	\$979	\$1,574	\$2,300	\$13,167
CITY Center for Collaborative Learning	\$2,083,618	\$23,368	\$1,100,361	\$492,332	\$541,944	\$4,241,623
Total Attending ADM: 327.476	Per ADM Amounts: \$6,363	\$71	\$3,360	\$1,503	\$1,655	\$12,952

Current Expenditures for Charter Schools

Pima County

	Classroom Instruction	Classroom Supplies	Administration	Student Support Services	Other Support Services	Total Current Expenditures
Co-Learn Club, Inc.	\$118,037	\$142,047	\$279,082	\$280,207	\$68,038	\$887,411
Total Attending ADM: 174.817	Per ADM Amounts: \$675	\$813	\$1,596	\$1,603	\$389	\$5,076
Compass High School, Inc.	\$1,215,421	\$359,560	\$975,237	\$684,326	\$1,582,212	\$4,816,756
Total Attending ADM: 423.623	Per ADM Amounts: \$2,869	\$849	\$2,302	\$1,615	\$3,735	\$11,370
CPLC Community Schools dba Hiaki High School	\$224,515	\$11,188	\$412,442	\$42,999	\$183,975	\$875,119
Total Attending ADM: 76.693	Per ADM Amounts: \$2,927	\$146	\$5,378	\$561	\$2,399	\$11,411
CPLC Community Schools dba Toltecalli High	\$425,566	\$11,218	\$641,438	\$34,559	\$306,759	\$1,419,540
Total Attending ADM: 141.907	Per ADM Amounts: \$2,999	\$79	\$4,520	\$244	\$2,162	\$10,003
Daisy Education Corporation dba Sonoran Science	\$4,091,762	\$546,021	\$1,994,556	\$125,228	\$809,063	\$7,566,630
Total Attending ADM: 740.081	Per ADM Amounts: \$5,529	\$738	\$2,695	\$169	\$1,093	\$10,224
Daisy Education Corporation dba Sonoran Science	\$1,799,497	\$233,088	\$803,572	\$393,112	\$573,559	\$3,802,828
Total Attending ADM: 374.855	Per ADM Amounts: \$4,801	\$622	\$2,144	\$1,049	\$1,530	\$10,145
Daisy Education Corporation dba Sonoran Science	\$1,858,796	\$213,849	\$899,976	\$272,450	\$432,664	\$3,677,735
Total Attending ADM: 421.644	Per ADM Amounts: \$4,408	\$507	\$2,134	\$646	\$1,026	\$8,722
Daisy Education Corporation dba. Sonoran Science	\$1,598,171	\$12,897	\$687,000	\$106,836	\$253,178	\$2,658,082
Total Attending ADM: 154.297	Per ADM Amounts: \$10,358	\$84	\$4,452	\$692	\$1,641	\$17,227
Desert Rose Academy, Inc.	\$597,774	\$14,328	\$363,405	\$106,324	\$263,143	\$1,344,974
Total Attending ADM: 150.078	Per ADM Amounts: \$3,983	\$95	\$2,421	\$708	\$1,753	\$8,962
Desert Sky Community School, Inc.	\$261,123	\$16,136	\$93,710	\$70,362	\$129,453	\$570,784
Total Attending ADM: 43.777	Per ADM Amounts: \$5,965	\$369	\$2,141	\$1,607	\$2,957	\$13,038
Eastpointe High School, Inc.	\$982,891	\$99,357	\$1,079,550	\$184,462	\$274,282	\$2,620,542
Total Attending ADM: 211.603	Per ADM Amounts: \$4,645	\$470	\$5,102	\$872	\$1,296	\$12,384
Ed Ahead	\$389,859	\$49,775	\$52,971	\$11,690	\$84,384	\$588,679
Total Attending ADM: 31.700	Per ADM Amounts: \$12,298	\$1,570	\$1,671	\$369	\$2,662	\$18,570
Edge School, Inc., The	\$858,839	\$82,551	\$423,698	\$412,507	\$486,283	\$2,263,878
Total Attending ADM: 151.912	Per ADM Amounts: \$5,654	\$543	\$2,789	\$2,715	\$3,201	\$14,903
Educational Impact, Inc.	\$645,097	\$62,974	\$208,981	\$103,002	\$482,780	\$1,502,834
Total Attending ADM: 108.312	Per ADM Amounts: \$5,956	\$581	\$1,929	\$951	\$4,457	\$13,875
Great Expectations Academy	\$1,436,325	\$182,532	\$638,178	\$147,423	\$285,344	\$2,689,802
Total Attending ADM: 227.153	Per ADM Amounts: \$6,323	\$804	\$2,809	\$649	\$1,256	\$11,841

Current Expenditures for Charter Schools

Pima County

	Classroom Instruction	Classroom Supplies	Administration	Student Support Services	Other Support Services	Total Current Expenditures
Griffin Foundation, Inc. The	\$557,798	\$45,710	\$317,426	\$88,396	\$451,969	\$1,461,299
Total Attending ADM: 134.965	Per ADM Amounts: \$4,133	\$339	\$2,352	\$655	\$3,349	\$10,827
Ha:san Educational Services	\$773,183	\$57,108	\$235,482	\$20,537	\$421,508	\$1,507,818
Total Attending ADM: 121.556	Per ADM Amounts: \$6,361	\$470	\$1,937	\$169	\$3,468	\$12,404
Hermosa Montessori Charter School	\$1,094,500	\$29,155	\$469,800	\$68,998	\$502,889	\$2,165,342
Total Attending ADM: 175.399	Per ADM Amounts: \$6,240	\$166	\$2,678	\$393	\$2,867	\$12,345
Highland Free School	\$187,684	\$11,532	\$90,328	\$1,895	\$142,875	\$434,314
Total Attending ADM: 42.077	Per ADM Amounts: \$4,460	\$274	\$2,147	\$45	\$3,396	\$10,322
Institute for Transformative Education, Inc.	\$262,916	\$5,988	\$305,296	\$93,101	\$165,007	\$832,308
Total Attending ADM: 36.013	Per ADM Amounts: \$7,301	\$166	\$8,477	\$2,585	\$4,582	\$23,111
Kaizen Education Foundation dba Skyview High	\$587,200	\$3,203	\$402,474	\$170,523	\$751,149	\$1,914,549
Total Attending ADM: 157.129	Per ADM Amounts: \$3,737	\$20	\$2,561	\$1,085	\$4,780	\$12,185
Khalisa Family Services	\$815,071	\$22,628	\$413,202	\$0	\$274,277	\$1,525,178
Total Attending ADM: 232.967	Per ADM Amounts: \$3,499	\$97	\$1,774	\$0	\$1,177	\$6,547
Legacy Traditional School - Northwest Tucson	\$4,499,967	\$273,259	\$3,624,399	\$663,628	\$1,306,569	\$10,367,822
Total Attending ADM: 1,280.275	Per ADM Amounts: \$3,515	\$213	\$2,831	\$518	\$1,021	\$8,098
Leman Academy of Excellence, Inc.	\$2,382,641	\$150,767	\$8,487,634	\$2,534,278	\$4,816,657	\$18,371,977
Total Attending ADM: 4,608.653	Per ADM Amounts: \$517	\$33	\$1,842	\$550	\$1,045	\$3,986
Math and Science Success Academy, Inc.	\$918,564	\$115,397	\$1,896,249	\$314,619	\$492,968	\$3,737,797
Total Attending ADM: 685.219	Per ADM Amounts: \$1,341	\$168	\$2,767	\$459	\$719	\$5,455
Montessori Schoolhouse of Tucson, Inc.	\$506,774	\$45,256	\$151,576	\$5,240	\$201,162	\$910,008
Total Attending ADM: 104.585	Per ADM Amounts: \$4,846	\$433	\$1,449	\$50	\$1,923	\$8,701
Mountain Rose Academy, Inc.	\$875,011	\$13,137	\$423,090	\$124,550	\$440,972	\$1,876,760
Total Attending ADM: 203.653	Per ADM Amounts: \$4,297	\$65	\$2,078	\$612	\$2,165	\$9,215
Nosotros, Inc	\$1,810,517	\$121,891	\$404,911	\$107,903	\$390,352	\$2,835,574
Total Attending ADM: 286.399	Per ADM Amounts: \$6,322	\$426	\$1,414	\$377	\$1,363	\$9,901
Online School of Arizona	\$94,530	\$74,307	\$340,407	\$68,678	\$48,218	\$626,140
Total Attending ADM: 15.795	Per ADM Amounts: \$5,985	\$4,704	\$21,552	\$4,348	\$3,053	\$39,642
Open Doors Community School, Inc.	\$381,340	\$5,874	\$320,234	\$380,967	\$51,104	\$1,139,519
Total Attending ADM: 86.544	Per ADM Amounts: \$4,406	\$68	\$3,700	\$4,402	\$590	\$13,167

Current Expenditures for Charter Schools

Pima County

	Classroom Instruction	Classroom Supplies	Administration	Student Support Services	Other Support Services	Total Current Expenditures
Pima County						
108601000	\$418,498	\$53,971	\$263,595	\$248,786	\$539,388	\$1,524,238
Total Attending ADM: 51.129	Per ADM Amounts: \$8,185	\$1,056	\$5,155	\$4,866	\$10,550	\$29,812
108507000	\$455,892	\$188,126	\$205,278	\$292,516	\$553,395	\$1,695,207
Total Attending ADM: 148.721	Per ADM Amounts: \$3,065	\$1,265	\$1,380	\$1,967	\$3,721	\$11,399
108799000	\$480,302	\$63,082	\$51,187	\$114,880	\$298,221	\$1,007,672
Total Attending ADM: 62.298	Per ADM Amounts: \$7,710	\$1,013	\$822	\$1,844	\$4,787	\$16,175
108711000	\$647,478	\$83,802	\$152,825	\$262,315	\$602,186	\$1,748,606
Total Attending ADM: 129.930	Per ADM Amounts: \$4,983	\$645	\$1,176	\$2,019	\$4,635	\$13,458
108602000	\$1,432,691	\$33,715	\$620,244	\$322,205	\$702,622	\$3,111,477
Total Attending ADM: 406.186	Per ADM Amounts: \$3,527	\$83	\$1,527	\$793	\$1,730	\$7,660
108744000	\$3,022,232	\$400,584	\$1,598,299	\$894,675	\$1,222,974	\$7,138,764
Total Attending ADM: 651.756	Per ADM Amounts: \$4,637	\$615	\$2,452	\$1,373	\$1,876	\$10,953
108796000	\$28,140,913	\$6,509,669	\$21,320,418	\$3,754,621	\$119,456	\$59,845,077
Total Attending ADM: 7,041.184	Per ADM Amounts: \$3,997	\$925	\$3,028	\$533	\$17	\$8,499
Presidio School						
108778000	\$1,965,911	\$5,404	\$393,763	\$301,978	\$189,767	\$2,856,823
Total Attending ADM: 355.040	Per ADM Amounts: \$5,537	\$15	\$1,109	\$851	\$534	\$8,046
Satori, Inc.						
108719000	\$584,172	\$25,329	\$114,087	\$217,431	\$527,701	\$1,468,720
Total Attending ADM: 118.094	Per ADM Amounts: \$4,947	\$214	\$966	\$1,841	\$4,468	\$12,437
Science Technology Engineering and Math Arizona						
108514000	\$1,020,871	\$88,587	\$434,348	\$180,478	\$495,180	\$2,219,464
Total Attending ADM: 183.412	Per ADM Amounts: \$5,566	\$483	\$2,368	\$984	\$2,700	\$12,101
Southern Arizona Community Academy, Inc.						
108772000	\$590,348	\$14,141	\$630,785	\$0	\$314,606	\$1,549,880
Total Attending ADM: 146.600	Per ADM Amounts: \$4,027	\$96	\$4,303	\$0	\$2,146	\$10,572
Southgate Academy, Inc.						
108779000	\$1,606,364	\$139,891	\$776,258	\$417,357	\$302,833	\$3,242,703
Total Attending ADM: 75.638	Per ADM Amounts: \$21,238	\$1,849	\$10,263	\$5,518	\$4,004	\$42,871
StrengthBuilding Partners						
108227000	\$350,975	\$21,288	\$304,484	\$65,524	\$186,905	\$929,176
Total Attending ADM: 50.195	Per ADM Amounts: \$6,992	\$424	\$6,066	\$1,305	\$3,724	\$18,511
The Charter Foundation, Inc.						
108722000	\$2,784,265	\$35,728	\$853,021	\$428,010	\$2,062,992	\$6,164,016
Total Attending ADM: 562.584	Per ADM Amounts: \$4,949	\$64	\$1,516	\$761	\$3,667	\$10,957
Tucson Country Day School, Inc.						
108773000	\$2,461,952	\$78,609	\$762,354	\$439,819	\$928,301	\$4,671,035
Total Attending ADM: 511.089	Per ADM Amounts: \$4,817	\$154	\$1,492	\$861	\$1,816	\$9,139

Current Expenditures for Charter Schools		Classroom Instruction	Classroom Supplies	Administration	Student Support Services	Other Support Services	Total Current Expenditures
Pima County							
Tucson International Academy, Inc.	108714000	\$1,777,097	\$22,762	\$1,476,243	\$582,827	\$22	\$3,858,951
Total Attending ADM: 434.137	Per ADM Amounts:	\$4,093	\$52	\$3,400	\$1,342	\$0	\$8,889
Tucson Preparatory School	108768000	\$673,336	\$22,138	\$198,162	\$272,021	\$299,574	\$1,465,231
Total Attending ADM: 112.480	Per ADM Amounts:	\$5,986	\$197	\$1,762	\$2,418	\$2,663	\$13,027
Tucson Youth Development/ACE Charter High	108660000	\$3,980,859	\$69,293	\$1,032,506	\$224,905	\$243,274	\$5,550,837
Total Attending ADM: 495.459	Per ADM Amounts:	\$8,035	\$140	\$2,084	\$454	\$491	\$11,203
Pima Totals		\$130,404,236	\$15,002,043	\$89,056,212	\$22,449,022	\$43,633,369	\$300,544,882
Total Attending ADM: 36,360.060	Per ADM Amounts:	\$3,586	\$413	\$2,449	\$617	\$1,200	\$8,266

Current Expenditures for Charter Schools

Pinal County

	Classroom Instruction	Classroom Supplies	Administration	Student Support Services	Other Support Services	Total Current Expenditures
A+ Charter Schools	\$1,039,984	\$19,258	\$753,009	\$44,533	\$1,646,576	\$3,503,360
Total Attending ADM: 245.726	Per ADM Amounts: \$4,232	\$78	\$3,064	\$181	\$6,701	\$14,257
Akimel O Otham Pee Posh Charter School, Inc.	\$86,524	\$49,730	\$51,238	\$857	\$57,042	\$245,391
Total Attending ADM: 125.202	Per ADM Amounts: \$691	\$397	\$409	\$7	\$456	\$1,960
Akimel O'Otham Pee Posh Charter School, Inc.	\$165,724	\$9,013	\$35,357	\$857	\$36,873	\$247,824
Total Attending ADM: 152.115	Per ADM Amounts: \$1,089	\$59	\$232	\$6	\$242	\$1,629
American Charter Schools Foundation d.b.a. Apache	\$617,541	\$8,067	\$443,193	\$216,718	\$574,238	\$1,859,757
Total Attending ADM: 201.350	Per ADM Amounts: \$3,067	\$40	\$2,201	\$1,076	\$2,852	\$9,236
ARCHES Academy	\$122,160	\$2,276	\$348,295	\$67,161	\$54,522	\$594,414
Total Attending ADM: 50.373	Per ADM Amounts: \$2,425	\$45	\$6,914	\$1,333	\$1,082	\$11,800
ASU Preparatory Academy - Casa Grande	\$612,221	\$99,472	\$670,677	\$305,534	\$430,027	\$2,117,931
Total Attending ADM: 188.853	Per ADM Amounts: \$3,242	\$527	\$3,551	\$1,618	\$2,277	\$11,215
Eduprize Schools, LLC	\$15,468,265	\$681,783	\$1,523,711	\$1,718,089	\$6,723,076	\$26,114,924
Total Attending ADM: 3,176.201	Per ADM Amounts: \$4,870	\$215	\$480	\$541	\$2,117	\$8,222
Leading Edge Academy Maricopa	\$2,068,101	\$154,125	\$1,515,918	\$284,555	\$1,094,834	\$5,117,533
Total Attending ADM: 744.388	Per ADM Amounts: \$2,778	\$207	\$2,036	\$382	\$1,471	\$6,875
Leading Edge Academy Queen Creek	\$1,412,360	\$198,727	\$786,021	\$201,550	\$857,416	\$3,456,074
Total Attending ADM: 375.453	Per ADM Amounts: \$3,762	\$529	\$2,094	\$537	\$2,284	\$9,205
Legacy Traditional School - Casa Grande	\$3,657,538	\$179,638	\$1,803,131	\$190,192	\$2,993,982	\$8,824,481
Total Attending ADM: 1,237.423	Per ADM Amounts: \$2,956	\$145	\$1,457	\$154	\$2,420	\$7,131
Legacy Traditional School - Maricopa	\$4,311,253	\$598,556	\$2,362,389	\$776,850	\$1,286,645	\$9,335,693
Total Attending ADM: 1,153.244	Per ADM Amounts: \$3,738	\$519	\$2,048	\$674	\$1,116	\$8,095
Legacy Traditional School - Queen Creek	\$4,719,463	\$716,650	\$2,567,262	\$829,453	\$1,136,265	\$9,969,093
Total Attending ADM: 1,254.050	Per ADM Amounts: \$3,763	\$571	\$2,047	\$661	\$906	\$7,950
Pinnacle Education-Casa Grande, Inc.	\$128,312	\$304	\$48,548	\$23,388	\$62,792	\$263,344
Total Attending ADM: 36.142	Per ADM Amounts: \$3,550	\$8	\$1,343	\$647	\$1,737	\$7,286
The Grande Innovation Academy	\$3,456,277	\$631,913	\$812,905	\$411,966	\$1,102,995	\$6,416,056
Total Attending ADM: 744.298	Per ADM Amounts: \$4,644	\$849	\$1,092	\$553	\$1,482	\$8,620
Pinal Totals	\$37,865,723	\$3,349,512	\$13,721,654	\$5,071,703	\$18,057,283	\$78,065,875
Total Attending ADM: 9,684.818	Per ADM Amounts: \$3,910	\$346	\$1,417	\$524	\$1,864	\$8,061

Fiscal Year 2021 – 2022 Annual Report for the Arizona Department of Education

Current Expenditures for Charter Schools		Classroom Instruction	Classroom Supplies	Administration	Student Support Services	Other Support Services	Total Current Expenditures
Santa Cruz County							
Kaizen Education Foundation dba Colegio Petite	128704000	\$1,118,351	\$14,752	\$537,792	\$277,041	\$717,150	\$2,665,086
Total Attending ADM: 236.899	Per ADM Amounts:	\$4,721	\$62	\$2,270	\$1,169	\$3,027	\$11,250
Mexicayotl Academy, Inc.	128703000	\$1,033,894	\$91,997	\$503,530	\$275,364	\$792,089	\$2,696,874
Total Attending ADM: 183.212	Per ADM Amounts:	\$5,643	\$502	\$2,748	\$1,503	\$4,323	\$14,720
Patagonia Montessori Elementary School	128725000	\$181,526	\$6,602	\$113,585	\$12,346	\$32,231	\$346,290
Total Attending ADM: 23.723	Per ADM Amounts:	\$7,652	\$278	\$4,788	\$520	\$1,359	\$14,597
Pinnacle Education-Kino, Inc.	128701000	\$137,739	\$1,018	\$67,471	\$18,271	\$62,448	\$286,947
Total Attending ADM: 28.665	Per ADM Amounts:	\$4,805	\$36	\$2,354	\$637	\$2,179	\$10,010
Santa Cruz Valley Opportunities in Education, Inc.	128726000	\$213,877	\$18,056	\$199,375	\$81,225	\$166,395	\$678,928
Total Attending ADM: 55.197	Per ADM Amounts:	\$3,875	\$327	\$3,612	\$1,472	\$3,015	\$12,300
Santa Cruz Totals		\$2,685,387	\$132,425	\$1,421,753	\$664,247	\$1,770,313	\$6,674,125
Total Attending ADM: 527.696	Per ADM Amounts:	\$5,089	\$251	\$2,694	\$1,259	\$3,355	\$12,648

Current Expenditures for Charter Schools

Yavapai County

	Classroom Instruction	Classroom Supplies	Administration	Student Support Services	Other Support Services	Total Current Expenditures
Acorn Montessori Charter School	\$2,600,370	\$64,607	\$894,789	\$253,797	\$1,106,917	\$4,920,480
Total Attending ADM: 445.930	Per ADM Amounts: \$5,831	\$145	\$2,007	\$569	\$2,482	\$11,034
Arizona Agribusiness & Equine Center, Inc.	\$1,393,124	\$160,563	\$410,855	\$240,855	\$182,956	\$2,388,353
Total Attending ADM: 326.201	Per ADM Amounts: \$4,271	\$492	\$1,260	\$738	\$561	\$7,322
BASIS Charter Schools, Inc.	\$3,690,254	\$135,271	\$829,376	\$238,039	\$1,356,734	\$6,249,674
Total Attending ADM: 585.168	Per ADM Amounts: \$6,306	\$231	\$1,417	\$407	\$2,319	\$10,680
Compass Points International, Inc	\$829,727	\$46,798	\$282,201	\$296,317	\$265,682	\$1,720,725
Total Attending ADM: 161.811	Per ADM Amounts: \$5,128	\$289	\$1,744	\$1,831	\$1,642	\$10,634
Desert Star Community School, Inc.	\$996,657	\$41,548	\$263,811	\$35,177	\$279,321	\$1,616,514
Total Attending ADM: 168.212	Per ADM Amounts: \$5,925	\$247	\$1,568	\$209	\$1,661	\$9,610
Edkey Inc. dba American Heritage Academy	\$2,242,015	\$190,887	\$617,322	\$30,069	\$379,149	\$3,459,442
Total Attending ADM: 291.956	Per ADM Amounts: \$7,679	\$654	\$2,114	\$103	\$1,299	\$11,849
Edkey, Inc. - Sequoia Ranch School	\$1,468,391	\$533,452	\$471,636	\$340,626	\$963,432	\$3,777,537
Total Attending ADM: 114.574	Per ADM Amounts: \$12,816	\$4,656	\$4,116	\$2,973	\$8,409	\$32,970
Franklin Phonetic Primary School, Inc.	\$1,582,267	\$90,199	\$585,949	\$72,000	\$253,200	\$2,583,615
Total Attending ADM: 381.480	Per ADM Amounts: \$4,148	\$236	\$1,536	\$189	\$664	\$6,773
La Tierra Community School, Inc	\$708,856	\$7,822	\$242,804	\$79,848	\$191,733	\$1,231,063
Total Attending ADM: 94.775	Per ADM Amounts: \$7,479	\$83	\$2,562	\$843	\$2,023	\$12,989
Liberty Leadership Academy	\$173,468	\$86,547	\$161,278	\$38,623	\$116,544	\$576,460
Total Attending ADM: 30.871	Per ADM Amounts: \$5,619	\$2,804	\$5,224	\$1,251	\$3,775	\$18,673
Mary Ellen Halvorson Educational Foundation. dba:	\$1,268,666	\$41,491	\$430,697	\$48,130	\$229,477	\$2,018,461
Total Attending ADM: 259.149	Per ADM Amounts: \$4,896	\$160	\$1,662	\$186	\$886	\$7,789
Mingus Springs Charter School	\$617,658	\$56,194	\$191,055	\$94,306	\$338,277	\$1,297,490
Total Attending ADM: 147.230	Per ADM Amounts: \$4,195	\$382	\$1,298	\$641	\$2,298	\$8,813
Mountain Oak Charter School, Inc.	\$569,178	\$10,991	\$238,977	\$30,710	\$97,713	\$947,569
Total Attending ADM: 69.036	Per ADM Amounts: \$8,245	\$159	\$3,462	\$445	\$1,415	\$13,726
PACE Preparatory Academy, Inc.	\$464,321	\$26,487	\$265,545	\$171,243	\$183,083	\$1,110,679
Total Attending ADM: 76.383	Per ADM Amounts: \$6,079	\$347	\$3,476	\$2,242	\$2,397	\$14,541
Painted Pony Ranch Charter School	\$373,001	\$34,755	\$244,491	\$44,291	\$63,783	\$760,321
Total Attending ADM: 79.434	Per ADM Amounts: \$4,696	\$438	\$3,078	\$558	\$803	\$9,572

Current Expenditures for Charter Schools		Classroom Instruction	Classroom Supplies	Administration	Student Support Services	Other Support Services	Total Current Expenditures
Yavapai County							
Park View School, Inc.	138755000	\$0	\$0	\$0	\$0	\$0	\$0
Total Attending ADM: 151.634	Per ADM Amounts:	\$0	\$0	\$0	\$0	\$0	\$0
Prescott Valley Charter School	078516000	\$2,416,828	\$183,906	\$512,818	\$343,387	\$1,443,872	\$4,900,811
Total Attending ADM: 377.137	Per ADM Amounts:	\$6,408	\$488	\$1,360	\$911	\$3,829	\$12,995
Sedona Charter School, Inc.	138708000	\$985,371	\$51,797	\$284,107	\$92,886	\$167,790	\$1,581,951
Total Attending ADM: 161.523	Per ADM Amounts:	\$6,100	\$321	\$1,759	\$575	\$1,039	\$9,794
Skyview School, Inc.	138752000	\$1,472,852	\$33,335	\$283,997	\$126,636	\$179,320	\$2,096,140
Total Attending ADM: 202.699	Per ADM Amounts:	\$7,266	\$164	\$1,401	\$625	\$885	\$10,341
Yavapai Totals		\$23,853,004	\$1,796,650	\$7,211,708	\$2,576,940	\$7,798,983	\$43,237,285
Total Attending ADM: 4,125.203	Per ADM Amounts:	\$5,782	\$436	\$1,748	\$625	\$1,891	\$10,481

Current Expenditures for Charter Schools

Yuma County

	Classroom Instruction	Classroom Supplies	Administration	Student Support Services	Other Support Services	Total Current Expenditures
Az-Tec High School	\$545,418	\$138,019	\$159,285	\$160,097	\$55,336	\$1,058,155
Total Attending ADM: 37.587	Per ADM Amounts: \$14,511	\$3,672	\$4,238	\$4,259	\$1,472	\$28,152
Carpe Diem Collegiate High School	\$553,392	\$93,675	\$311,632	\$364,062	\$262,484	\$1,585,245
Total Attending ADM: 156.767	Per ADM Amounts: \$3,530	\$598	\$1,988	\$2,322	\$1,674	\$10,112
Harvest Power Community Development Group, Inc.	\$5,333,346	\$694,003	\$3,966,931	\$1,116,777	\$5,399,138	\$16,510,195
Total Attending ADM: 1,616.663	Per ADM Amounts: \$3,299	\$429	\$2,454	\$691	\$3,340	\$10,213
Juniper Tree Academy	\$3,791,175	\$314,961	\$907,259	\$892,146	\$1,363,055	\$7,268,596
Total Attending ADM: 861.751	Per ADM Amounts: \$4,399	\$365	\$1,053	\$1,035	\$1,582	\$8,435
Yuma Private Industry Council, Inc.	\$570,184	\$65,912	\$260,913	\$164,594	\$128,313	\$1,189,916
Total Attending ADM: 105.443	Per ADM Amounts: \$5,408	\$625	\$2,474	\$1,561	\$1,217	\$11,285
Yuma Totals	\$10,793,515	\$1,306,570	\$5,606,020	\$2,697,676	\$7,208,326	\$27,612,107
Total Attending ADM: 2,778.211	Per ADM Amounts: \$3,885	\$470	\$2,018	\$971	\$2,595	\$9,939

Current Expenditures for Charter Schools		Classroom Instruction	Classroom Supplies	Administration	Student Support Services	Other Support Services	Total Current Expenditures
State Totals		\$1,022,007,645	\$85,595,432	\$450,608,370	\$125,417,750	\$403,888,811	\$2,087,518,007
Total Attending ADM: 220,838,994	Per ADM Amounts:	\$4,628	\$388	\$2,040	\$568	\$1,829	\$9,453

Expenditures by Fund for Districts

	Maintenance & Operation CSF & IIF Expenditures	Capital Expenditures	Facilities Expenditures	State & Federal Project Expenditures	Other Expenditures	Total Expenditures
--	--	----------------------	-------------------------	--------------------------------------	--------------------	--------------------

Apache County

Alpine Elementary District	\$971,023	\$31,939	\$0	\$350,496	\$13,942	\$1,367,400
Total ADM: 52.195	\$18,604	\$612	\$0	\$6,715	\$267	\$26,198
Chinle Unified District	\$23,246,086	\$215,791	\$0	\$39,739,079	\$4,978,183	\$68,179,138
Total ADM: 3,005.639	\$7,734	\$72	\$0	\$13,222	\$1,656	\$22,684
Concho Elementary District	\$2,856,222	\$207,695	\$452,127	\$711,620	\$164,296	\$4,311,710
Total ADM: 246.873	\$11,570	\$841	\$1,831	\$2,883	\$666	\$17,465
Ganado Unified School District	\$11,017,823	\$123,498	\$65,751	\$7,015,114	\$888,628	\$19,110,814
Total ADM: 1,071.798	\$10,280	\$115	\$61	\$6,545	\$829	\$17,831
Mcnary Elementary District	\$0	\$0	\$0	\$0	\$150,919	\$150,919
Total ADM: 141.862	\$0	\$0	\$0	\$0	\$1,064	\$1,064
Red Mesa Unified District	\$5,186,730	\$10,221	\$6,250	\$7,841,290	\$676,545	\$13,721,036
Total ADM: 435.807	\$11,901	\$23	\$14	\$17,993	\$1,552	\$31,484
Round Valley Unified District	\$12,129,440	\$619,578	\$916,283	\$3,077,201	\$1,386,870	\$17,349,022
Total ADM: 1,316.672	\$9,212	\$471	\$696	\$2,337	\$1,053	\$13,176
Sanders Unified District	\$6,284,835	\$136,737	\$0	\$7,309,757	\$910,250	\$14,641,579
Total ADM: 586.441	\$10,717	\$233	\$0	\$12,465	\$1,552	\$24,967
St Johns Unified District	\$8,018,604	\$712,864	\$125,535	\$1,397,036	\$526,919	\$10,780,958
Total ADM: 893.619	\$8,973	\$798	\$140	\$1,563	\$590	\$12,064
Vernon Elementary District	\$1,833,071	\$61,520	\$0	\$548,256	\$82,592	\$2,525,439
Total ADM: 158.524	\$11,563	\$388	\$0	\$3,459	\$521	\$15,931
Window Rock Unified District	\$0	\$0	\$0	\$0	\$0	\$0
Total ADM: 1,626.945	\$0	\$0	\$0	\$0	\$0	\$0
Apache Totals	\$71,543,834	\$2,119,843	\$1,565,946	\$67,989,849	\$9,779,143	\$152,138,015
Total ADM: 9,536.375	\$7,502	\$222	\$164	\$7,130	\$1,025	\$15,953

Expenditures by Fund for Districts		Maintenance & Operation CSF & IIF Expenditures	Capital Expenditures	Facilities Expenditures	State & Federal Project Expenditures	Other Expenditures	Total Expenditures
Cochise County							
Apache Elementary District	020342000	\$198,212	\$1,869	\$0	\$56,541	\$1,645	\$258,267
Total ADM: 6.270	Per ADM Amounts:	\$31,613	\$298	\$0	\$9,018	\$262	\$41,191
Ash Creek Elementary District	020453000	\$622,242	\$47,836	\$0	\$113,427	\$28,751	\$812,257
Total ADM: 26.940	Per ADM Amounts:	\$23,097	\$1,776	\$0	\$4,210	\$1,067	\$30,151
Benson Unified School District	020209000	\$10,847,891	\$392,323	\$900,879	\$2,523,986	\$1,320,627	\$15,367,367
Total ADM: 1,249.100	Per ADM Amounts:	\$8,685	\$314	\$721	\$2,021	\$1,057	\$12,303
Bisbee Unified District	020202000	\$6,174,185	\$271,043	\$0	\$3,388,834	\$788,430	\$10,622,491
Total ADM: 640.311	Per ADM Amounts:	\$9,642	\$423	\$0	\$5,292	\$1,231	\$16,590
Bowie Unified District	020214000	\$1,313,964	\$92,171	\$10,846	\$372,578	\$83,074	\$1,872,633
Total ADM: 64.262	Per ADM Amounts:	\$20,447	\$1,434	\$169	\$5,798	\$1,293	\$29,141
Cochise County Accommodation School District	020101000	\$2,166,090	\$24,268	\$0	\$0	\$0	\$2,190,358
Total ADM: 388.216	Per ADM Amounts:	\$5,580	\$63	\$0	\$0	\$0	\$5,642
Cochise Elementary District	020326000	\$1,713,987	\$128,001	\$18,778	\$215,705	\$72,580	\$2,149,051
Total ADM: 81.090	Per ADM Amounts:	\$21,137	\$1,579	\$232	\$2,660	\$895	\$26,502
Cochise Technology District	020801000	\$4,072,631	\$311,610	\$0	\$104,492	\$5,584	\$4,494,317
Total ADM: 965.809	Per ADM Amounts:	\$4,217	\$323	\$0	\$108	\$6	\$4,653
Double Adobe Elementary District	020345000	\$414,492	\$759	\$0	\$240,873	\$1,410	\$657,534
Total ADM: 40.950	Per ADM Amounts:	\$10,122	\$19	\$0	\$5,882	\$34	\$16,057
Douglas Unified District	020227000	\$25,841,931	\$854,448	\$12,443,473	\$9,829,118	\$3,782,760	\$52,345,979
Total ADM: 3,699.781	Per ADM Amounts:	\$6,985	\$231	\$3,363	\$2,657	\$1,022	\$14,148
Elfrida Elementary District	020412000	\$977,392	\$27,308	\$21,683	\$180,715	\$26,104	\$1,233,202
Total ADM: 96.143	Per ADM Amounts:	\$10,166	\$284	\$226	\$1,880	\$272	\$12,827
Fort Huachuca Accommodation District	020100000	\$6,079,827	\$61,964	\$0	\$10,993,544	\$412,807	\$17,548,143
Total ADM: 805.155	Per ADM Amounts:	\$7,551	\$77	\$0	\$13,654	\$513	\$21,795
McNeal Elementary District	020355000	\$716,354	\$15,320	\$575	\$210,708	\$44,845	\$987,802
Total ADM: 58.852	Per ADM Amounts:	\$12,172	\$260	\$10	\$3,580	\$762	\$16,785
Naco Elementary District	020323000	\$3,191,868	\$93,882	\$87,534	\$1,116,866	\$200,727	\$4,690,877
Total ADM: 408.431	Per ADM Amounts:	\$7,815	\$230	\$214	\$2,735	\$491	\$11,485

Expenditures by Fund for Districts

	Maintenance & Operation CSF & IIF Expenditures	Capital Expenditures	Facilities Expenditures	State & Federal Project Expenditures	Other Expenditures	Total Expenditures
--	--	----------------------	-------------------------	--------------------------------------	--------------------	--------------------

Cochise County

Palominas Elementary School District 49	020349000	\$10,247,092	\$307,927	\$0	\$1,619,859	\$662,254	\$12,837,132
Total ADM: 1,096.524	Per ADM Amounts:	\$9,345	\$281	\$0	\$1,477	\$604	\$11,707
Pearce Elementary District	020422000	\$1,214,933	\$28,136	\$11,012	\$210,345	\$151,607	\$1,616,033
Total ADM: 130.490	Per ADM Amounts:	\$9,311	\$216	\$84	\$1,612	\$1,162	\$12,384
Pomerene Elementary District	020364000	\$1,193,620	\$43,214	\$40,870	\$520,734	\$15,993	\$1,814,431
Total ADM: 135.388	Per ADM Amounts:	\$8,816	\$319	\$302	\$3,846	\$118	\$13,402
San Simon Unified District	020218000	\$1,921,624	\$184,831	\$143,198	\$259,109	\$167,938	\$2,676,700
Total ADM: 107.333	Per ADM Amounts:	\$17,903	\$1,722	\$1,334	\$2,414	\$1,565	\$24,938
Sierra Vista Unified District	020268000	\$31,163,097	\$1,127,171	\$1,864,799	\$10,341,669	\$4,800,717	\$49,034,836
Total ADM: 4,619.548	Per ADM Amounts:	\$6,746	\$244	\$404	\$2,239	\$1,039	\$10,615
St David Unified District	020221000	\$3,301,029	\$221,089	\$448,417	\$558,345	\$443,330	\$4,972,495
Total ADM: 376.503	Per ADM Amounts:	\$8,768	\$587	\$1,191	\$1,483	\$1,177	\$13,207
Tombstone Unified District	020201000	\$8,210,841	\$146,225	\$671,866	\$2,413,874	\$1,697,218	\$13,183,545
Total ADM: 841.420	Per ADM Amounts:	\$9,758	\$174	\$798	\$2,869	\$2,017	\$15,668
Valley Union High School District	020522000	\$1,641,733	\$204,154	\$9,000	\$227,601	\$266,097	\$2,348,585
Total ADM: 104.449	Per ADM Amounts:	\$15,718	\$1,955	\$86	\$2,179	\$2,548	\$22,485
Willcox Unified District	020213000	\$9,158,888	\$539,997	\$1,460,069	\$3,050,885	\$791,674	\$14,347,098
Total ADM: 1,005.560	Per ADM Amounts:	\$9,108	\$537	\$1,452	\$3,034	\$787	\$14,268
Cochise Totals		\$132,383,924	\$5,125,545	\$18,132,999	\$48,549,808	\$15,766,171	\$218,061,133
Total ADM: 16,948.525	Per ADM Amounts:	\$7,811	\$302	\$1,070	\$2,865	\$930	\$12,866

Expenditures by Fund for Districts		Maintenance & Operation CSF & IIF Expenditures	Capital Expenditures	Facilities Expenditures	State & Federal Project Expenditures	Other Expenditures	Total Expenditures
Coconino County							
Chevelon Butte School District	030305000	\$514,751	\$98,354	\$0	\$92	\$0	\$613,197
Total ADM: 17.990	Per ADM Amounts:	\$28,613	\$5,467	\$0	\$5	\$0	\$34,085
Coconino Association for Vocation Industry and	030801000	\$1,735,834	\$584,591	\$0	\$214,649	\$1,732	\$2,536,806
Total ADM: 609.986	Per ADM Amounts:	\$2,846	\$958	\$0	\$352	\$3	\$4,159
Coconino County Accommodation School District	030199000	\$2,079,933	\$64,020	\$0	\$295,921	\$8,654	\$2,448,528
Total ADM: 99.910	Per ADM Amounts:	\$20,818	\$641	\$0	\$2,962	\$87	\$24,507
Flagstaff Unified District	030201000	\$76,610,172	\$3,799,351	\$10,906,770	\$19,877,581	\$11,219,210	\$139,986,609
Total ADM: 8,644.105	Per ADM Amounts:	\$8,863	\$440	\$1,262	\$2,300	\$1,298	\$16,194
Fredonia-Moccasin Unified District	030206000	\$0	\$0	\$0	\$0	\$0	\$0
Total ADM: 178.115	Per ADM Amounts:	\$0	\$0	\$0	\$0	\$0	\$0
Grand Canyon Unified District	030204000	\$4,021,068	\$158,935	\$954,127	\$1,182,344	\$357,586	\$6,674,060
Total ADM: 254.238	Per ADM Amounts:	\$15,816	\$625	\$3,753	\$4,651	\$1,407	\$26,251
Maine Consolidated School District	030310000	\$2,340,497	\$98,686	\$4,665	\$397,714	\$100,649	\$2,942,211
Total ADM: 131.498	Per ADM Amounts:	\$17,799	\$750	\$35	\$3,024	\$765	\$22,375
Page Unified District	030208000	\$18,079,861	\$593,588	\$663,414	\$11,233,450	\$2,251,541	\$32,821,854
Total ADM: 2,332.904	Per ADM Amounts:	\$7,750	\$254	\$284	\$4,815	\$965	\$14,069
Tuba City Unified School District #15	030215000	\$11,832,564	\$328,253	\$898,671	\$15,890,910	\$2,099,992	\$30,151,719
Total ADM: 1,453.540	Per ADM Amounts:	\$8,141	\$226	\$618	\$10,933	\$1,445	\$20,744
Williams Unified District	030202000	\$6,084,274	\$360,546	\$1,080,400	\$1,077,574	\$554,770	\$9,157,564
Total ADM: 638.890	Per ADM Amounts:	\$9,523	\$564	\$1,691	\$1,687	\$868	\$14,334
Coconino Totals		\$123,298,954	\$6,086,324	\$14,508,047	\$50,170,235	\$16,594,134	\$227,332,549
Total ADM: 14,361.176	Per ADM Amounts:	\$8,586	\$424	\$1,010	\$3,493	\$1,155	\$15,830

Expenditures by Fund for Districts

Maintenance & Operation CSF & IIF Expenditures
 Capital Expenditures
 Facilities Expenditures
 State & Federal Project Expenditures
 Other Expenditures
 Total Expenditures

Gila County

Gila County Regional School District	040149000	\$33,475	\$13,677	\$0	\$196,357	\$19,979	\$263,488
Total ADM: 7.299	Per ADM Amounts:	\$4,586	\$1,874	\$0	\$26,902	\$2,737	\$36,099
Globe Unified District	040201000	\$11,432,973	\$603,431	\$192,884	\$3,707,226	\$1,544,303	\$17,480,815
Total ADM: 1,510.178	Per ADM Amounts:	\$7,571	\$400	\$128	\$2,455	\$1,023	\$11,575
Hayden-Winkelman Unified District	040241000	\$4,092,299	\$619,885	\$0	\$661,116	\$272,675	\$5,645,975
Total ADM: 277.915	Per ADM Amounts:	\$14,725	\$2,230	\$0	\$2,379	\$981	\$20,315
Miami Unified District	040240000	\$10,932,352	\$302,469	\$29,346	\$2,942,540	\$854,590	\$15,061,297
Total ADM: 1,566.085	Per ADM Amounts:	\$6,981	\$193	\$19	\$1,879	\$546	\$9,617
Payson Unified District	040210000	\$18,048,445	\$513,862	\$6,065,162	\$4,722,741	\$2,433,095	\$29,508,305
Total ADM: 2,219.920	Per ADM Amounts:	\$8,130	\$231	\$2,732	\$2,127	\$1,096	\$13,293
Pine Strawberry Elementary District	040312000	\$3,265,541	\$101,109	\$0	\$385,293	\$169,104	\$3,921,047
Total ADM: 133.266	Per ADM Amounts:	\$24,504	\$759	\$0	\$2,891	\$1,269	\$29,423
San Carlos Unified District	040220000	\$10,350,457	\$720,611	\$0	\$16,406,509	\$1,899,921	\$29,377,497
Total ADM: 1,297.921	Per ADM Amounts:	\$7,975	\$555	\$0	\$12,641	\$1,464	\$22,634
Tonto Basin Elementary District	040333000	\$1,544,124	\$81,310	\$0	\$299,864	\$109,890	\$2,035,187
Total ADM: 108.775	Per ADM Amounts:	\$14,196	\$748	\$0	\$2,757	\$1,010	\$18,710
Young Elementary District	040305000	\$0	\$0	\$0	\$0	\$0	\$0
Total ADM: 47.435	Per ADM Amounts:	\$0	\$0	\$0	\$0	\$0	\$0
Gila Totals		\$59,699,665	\$2,956,353	\$6,287,392	\$29,321,646	\$7,303,556	\$103,293,612
Total ADM: 7,168.794	Per ADM Amounts:	\$8,328	\$412	\$877	\$4,090	\$1,019	\$14,409

Expenditures by Fund for Districts		Maintenance & Operation CSF & IIF Expenditures	Capital Expenditures	Facilities Expenditures	State & Federal Project Expenditures	Other Expenditures	Total Expenditures
Graham County							
Bonita Elementary District	050316000	\$1,758,961	\$87,506	\$0	\$93,967	\$76,772	\$2,017,206
Total ADM: 91.756	Per ADM Amounts:	\$19,170	\$954	\$0	\$1,024	\$837	\$21,984
Fort Thomas Unified District	050207000	\$4,438,737	\$410,901	\$0	\$7,101,764	\$625,751	\$12,577,153
Total ADM: 592.308	Per ADM Amounts:	\$7,494	\$694	\$0	\$11,990	\$1,056	\$21,234
Gila Institute for Technology	050802000	\$2,032,959	\$775,454	\$0	\$72,360	\$2,348	\$2,883,121
Total ADM: 441.915	Per ADM Amounts:	\$4,600	\$1,755	\$0	\$164	\$5	\$6,524
Klondyke Elementary District	050309000	\$6,642	\$0	\$0	\$0	\$0	\$6,642
Total ADM: 0.000	Per ADM Amounts:						
Pima Unified District	050206000	\$7,362,578	\$627,826	\$142,043	\$1,459,803	\$994,649	\$10,586,899
Total ADM: 1,030.057	Per ADM Amounts:	\$7,148	\$610	\$138	\$1,417	\$966	\$10,278
Safford Unified District	050201000	\$19,190,994	\$272,728	\$6,342,278	\$4,816,938	\$2,553,498	\$32,706,436
Total ADM: 2,764.284	Per ADM Amounts:	\$6,942	\$99	\$2,294	\$1,743	\$924	\$11,832
Solomon Elementary District	050305000	\$1,993,172	\$133,957	\$353,462	\$599,221	\$166,737	\$3,246,549
Total ADM: 234.992	Per ADM Amounts:	\$8,482	\$570	\$1,504	\$2,550	\$710	\$13,816
Thatcher Unified District	050204000	\$12,352,025	\$498,014	\$1,334,572	\$3,031,793	\$917,519	\$18,133,923
Total ADM: 1,787.504	Per ADM Amounts:	\$6,910	\$279	\$747	\$1,696	\$513	\$10,145
Graham Totals		\$49,136,068	\$2,806,386	\$8,172,355	\$17,175,846	\$5,337,274	\$82,157,929
Total ADM: 6,942.816	Per ADM Amounts:	\$7,077	\$404	\$1,177	\$2,474	\$769	\$11,834

Expenditures by Fund for Districts

		Maintenance & Operation CSF & IIF Expenditures	Capital Expenditures	Facilities Expenditures	State & Federal Project Expenditures	Other Expenditures	Total Expenditures
--	--	---	-------------------------	----------------------------	---	-----------------------	-----------------------

Greenlee County

Blue Elementary District	060322000	\$119,928	\$0	\$0	\$63,788	\$0	\$183,716
Total ADM: 14.237	Per ADM Amounts:	\$8,424	\$0	\$0	\$4,480	\$0	\$12,904
Duncan Unified District	060202000	\$3,596,032	\$72,368	\$0	\$688,535	\$342,491	\$4,699,425
Total ADM: 363.617	Per ADM Amounts:	\$9,890	\$199	\$0	\$1,894	\$942	\$12,924
Morenci Unified District	060218000	\$9,201,154	\$582,789	\$0	\$2,065,977	\$7,638,751	\$19,488,671
Total ADM: 1,272.312	Per ADM Amounts:	\$7,232	\$458	\$0	\$1,624	\$6,004	\$15,318
Greenlee Totals		\$12,917,113	\$655,157	\$0	\$2,818,300	\$7,981,242	\$24,371,812
Total ADM: 1,650.166	Per ADM Amounts:	\$7,828	\$397	\$0	\$1,708	\$4,837	\$14,769

Expenditures by Fund for Districts	Maintenance & Operation CSF & IIF Expenditures	Capital Expenditures	Facilities Expenditures	State & Federal Project Expenditures	Other Expenditures	Total Expenditures	
La Paz County							
Bicentennial Union High School District	150576000	\$1,792,053	\$69,176	\$0	\$515,367	\$98,942	\$2,475,539
Total ADM: 133.935	Per ADM Amounts:	\$13,380	\$516	\$0	\$3,848	\$739	\$18,483
Bouse Elementary District	150426000	\$775,551	\$114,938	\$65,870	\$137,803	\$57,148	\$1,151,309
Total ADM: 47.704	Per ADM Amounts:	\$16,258	\$2,409	\$1,381	\$2,889	\$1,198	\$24,134
Parker Unified School District	150227000	\$13,649,962	\$1,193,983	\$39,015	\$9,967,010	\$1,367,329	\$26,217,299
Total ADM: 1,758.384	Per ADM Amounts:	\$7,763	\$679	\$22	\$5,668	\$778	\$14,910
Quartzsite Elementary District	150404000	\$1,563,890	\$61,491	\$608,229	\$427,809	\$85,930	\$2,747,349
Total ADM: 135.599	Per ADM Amounts:	\$11,533	\$453	\$4,485	\$3,155	\$634	\$20,261
Salome Consolidated Elementary District	150430000	\$1,381,588	\$93,404	\$0	\$643,374	\$93,266	\$2,211,633
Total ADM: 102.625	Per ADM Amounts:	\$13,462	\$910	\$0	\$6,269	\$909	\$21,551
Wenden Elementary District	150419000	\$1,172,439	\$63,956	\$0	\$593,412	\$126,709	\$1,956,516
Total ADM: 75.660	Per ADM Amounts:	\$15,496	\$845	\$0	\$7,843	\$1,675	\$25,859
La Paz Totals		\$20,335,483	\$1,596,948	\$713,114	\$12,284,775	\$1,829,326	\$36,759,646
Total ADM: 2,253.907	Per ADM Amounts:	\$9,022	\$709	\$316	\$5,450	\$812	\$16,309

Expenditures by Fund for Districts

	Maintenance & Operation CSF & IIF Expenditures	Capital Expenditures	Facilities Expenditures	State & Federal Project Expenditures	Other Expenditures	Total Expenditures
--	--	----------------------	-------------------------	--------------------------------------	--------------------	--------------------

Maricopa County

Agua Fria Union High School District	\$75,716,279	\$4,940,305	\$15,191,609	\$9,272,322	\$10,844,734	\$144,486,182
Total ADM: 9,015.529	Per ADM Amounts: \$8,398	\$548	\$1,685	\$1,028	\$1,203	\$16,026
Aguila Elementary District	\$1,600,549	\$60,729	\$59,000	\$757,720	\$281,741	\$2,759,739
Total ADM: 169.814	Per ADM Amounts: \$9,425	\$358	\$347	\$4,462	\$1,659	\$16,252
Alhambra Elementary District	\$72,251,844	\$6,355,479	\$4,631,967	\$46,046,969	\$10,645,523	\$138,489,755
Total ADM: 9,643.153	Per ADM Amounts: \$7,493	\$659	\$480	\$4,775	\$1,104	\$14,361
Arlington Elementary District	\$2,398,288	\$177,322	\$325,400	\$716,002	\$253,660	\$3,806,029
Total ADM: 265.994	Per ADM Amounts: \$9,016	\$667	\$1,223	\$2,692	\$954	\$14,309
Avondale Elementary District	\$42,032,489	\$2,617,033	\$8,092,373	\$10,042,036	\$6,154,049	\$66,552,791
Total ADM: 5,460.287	Per ADM Amounts: \$7,698	\$479	\$1,482	\$1,839	\$1,127	\$12,189
Balsz Elementary District	\$17,430,074	\$1,658,856	\$751,022	\$10,592,355	\$3,124,211	\$33,846,416
Total ADM: 2,111.414	Per ADM Amounts: \$8,255	\$786	\$356	\$5,017	\$1,480	\$16,030
Buckeye Elementary District	\$41,338,282	\$1,860,118	\$8,427,742	\$6,951,114	\$5,504,764	\$75,061,504
Total ADM: 5,354.597	Per ADM Amounts: \$7,720	\$347	\$1,574	\$1,298	\$1,028	\$14,018
Buckeye Union High School District	\$42,108,165	\$1,829,321	\$7,031,730	\$6,062,610	\$4,333,183	\$58,292,726
Total ADM: 4,998.268	Per ADM Amounts: \$8,425	\$366	\$1,407	\$1,213	\$867	\$11,663
Cartwright Elementary District	\$102,756,598	\$2,779,723	\$14,848,391	\$77,909,173	\$38,066,431	\$240,431,104
Total ADM: 14,054.928	Per ADM Amounts: \$7,311	\$198	\$1,056	\$5,543	\$2,708	\$17,107
Cave Creek Unified District	\$35,307,089	\$599,695	\$3,800,029	\$3,558,232	\$6,541,956	\$47,263,551
Total ADM: 4,698.890	Per ADM Amounts: \$7,514	\$128	\$809	\$757	\$1,392	\$10,058
Chandler Unified District #80	\$344,536,554	\$16,244,533	\$90,078,201	\$46,725,122	\$49,815,366	\$514,170,784
Total ADM: 42,702.068	Per ADM Amounts: \$8,068	\$380	\$2,109	\$1,094	\$1,167	\$12,041
Creighton Elementary District	\$37,810,567	\$6,522,633	\$7,693,022	\$15,676,013	\$7,357,108	\$70,560,923
Total ADM: 4,957.386	Per ADM Amounts: \$7,627	\$1,316	\$1,552	\$3,162	\$1,484	\$14,233
Deer Valley Unified District	\$245,575,553	\$7,148,433	\$44,577,549	\$39,045,386	\$26,085,662	\$359,600,588
Total ADM: 31,657.367	Per ADM Amounts: \$7,757	\$226	\$1,408	\$1,233	\$824	\$11,359
Dysart Unified District	\$187,668,241	\$10,556,718	\$20,191,513	\$35,097,912	\$31,918,757	\$272,844,511
Total ADM: 22,393.196	Per ADM Amounts: \$8,381	\$471	\$902	\$1,567	\$1,425	\$12,184

Expenditures by Fund for Districts		Maintenance & Operation CSF & IIF Expenditures	Capital Expenditures	Facilities Expenditures	State & Federal Project Expenditures	Other Expenditures	Total Expenditures
Maricopa County							
East Valley Institute of Technology	070801000	\$47,852,529	\$29,544,956	\$0	\$2,984,069	\$4,586,911	\$84,968,465
Total ADM: 9,883.235	Per ADM Amounts:	\$4,842	\$2,989	\$0	\$302	\$464	\$8,597
Fountain Hills Unified District	070298000	\$10,745,751	\$848,013	\$1,602,795	\$1,876,426	\$1,270,805	\$15,094,250
Total ADM: 1,210.222	Per ADM Amounts:	\$8,879	\$701	\$1,324	\$1,550	\$1,050	\$12,472
Fowler Elementary District	070445000	\$27,637,303	\$2,347,081	\$2,263,000	\$8,907,509	\$3,299,627	\$43,678,150
Total ADM: 3,511.563	Per ADM Amounts:	\$7,870	\$668	\$644	\$2,537	\$940	\$12,438
Gila Bend Unified District	070224000	\$3,662,685	\$222,610	\$1,603,150	\$1,639,811	\$650,088	\$6,955,002
Total ADM: 454.407	Per ADM Amounts:	\$8,060	\$490	\$3,528	\$3,609	\$1,431	\$15,306
Gilbert Unified District	070241000	\$257,724,401	\$13,819,317	\$27,091,165	\$25,347,257	\$36,281,439	\$367,941,663
Total ADM: 32,056.242	Per ADM Amounts:	\$8,040	\$431	\$845	\$791	\$1,132	\$11,478
Glendale Elementary District	070440000	\$64,519,515	\$6,263,930	\$4,318,918	\$25,533,446	\$8,089,554	\$108,910,581
Total ADM: 9,366.801	Per ADM Amounts:	\$6,888	\$669	\$461	\$2,726	\$864	\$11,627
Glendale Union High School District	070505000	\$136,583,145	\$1,372,189	\$19,582,358	\$29,786,781	\$12,188,187	\$229,247,328
Total ADM: 16,436.557	Per ADM Amounts:	\$8,310	\$83	\$1,191	\$1,812	\$742	\$13,947
Higley Unified School District	070260000	\$92,956,749	\$9,769,264	\$12,703,233	\$14,016,476	\$15,147,503	\$138,027,172
Total ADM: 12,727.581	Per ADM Amounts:	\$7,304	\$768	\$998	\$1,101	\$1,190	\$10,845
Isaac Elementary District	070405000	\$41,851,418	\$1,223,053	\$467,578	\$28,108,560	\$6,588,857	\$78,239,466
Total ADM: 4,836.307	Per ADM Amounts:	\$8,654	\$253	\$97	\$5,812	\$1,362	\$16,178
Kyrene Elementary District	070428000	\$117,543,456	\$5,018,781	\$24,590,337	\$12,362,155	\$18,214,398	\$179,743,085
Total ADM: 14,280.945	Per ADM Amounts:	\$8,231	\$351	\$1,722	\$866	\$1,275	\$12,586
Laveen Elementary District	070459000	\$53,606,946	\$4,182,318	\$4,484,892	\$10,622,224	\$7,572,386	\$81,887,900
Total ADM: 7,038.913	Per ADM Amounts:	\$7,616	\$594	\$637	\$1,509	\$1,076	\$11,634
Liberty Elementary District	070425000	\$29,750,485	\$1,037,298	\$15,624,180	\$3,406,931	\$2,559,668	\$56,481,520
Total ADM: 4,054.436	Per ADM Amounts:	\$7,338	\$256	\$3,854	\$840	\$631	\$13,931
Litchfield Elementary District	070479000	\$78,502,424	\$5,339,275	\$8,135,054	\$8,315,486	\$7,988,514	\$103,698,125
Total ADM: 10,139.136	Per ADM Amounts:	\$7,743	\$527	\$802	\$820	\$788	\$10,228
Littleton Elementary District	070465000	\$40,922,311	\$2,728,125	\$3,511,399	\$8,334,353	\$7,174,035	\$63,041,147
Total ADM: 5,339.924	Per ADM Amounts:	\$7,663	\$511	\$658	\$1,561	\$1,343	\$11,806

Expenditures by Fund for Districts

	Maintenance & Operation CSF & IIF Expenditures	Capital Expenditures	Facilities Expenditures	State & Federal Project Expenditures	Other Expenditures	Total Expenditures
--	--	----------------------	-------------------------	--------------------------------------	--------------------	--------------------

Maricopa County

Madison Elementary District	\$41,636,849	\$3,265,091	\$17,355,400	\$7,490,069	\$10,640,015	\$75,776,349
Total ADM: 5,330.301	\$7,811	\$613	\$3,256	\$1,405	\$1,996	\$14,216
Maricopa County Regional School District	\$3,115,834	\$86,175	\$0	\$1,748,591	\$247,138	\$5,197,738
Total ADM: 136.245	\$22,869	\$633	\$0	\$12,834	\$1,814	\$38,150
Mesa Unified District	\$480,965,093	\$42,769,002	\$65,133,400	\$117,086,981	\$54,518,770	\$798,216,718
Total ADM: 55,327.322	\$8,693	\$773	\$1,177	\$2,116	\$985	\$14,427
Mobile Elementary District	\$823,195	\$14,271	\$68,999	\$144,539	\$76,384	\$1,127,388
Total ADM: 20.947	\$39,299	\$681	\$3,294	\$6,900	\$3,647	\$53,821
Morristown Elementary District	\$1,593,004	\$69,396	\$50,270	\$400,958	\$187,427	\$2,301,055
Total ADM: 159.136	\$10,010	\$436	\$316	\$2,520	\$1,178	\$14,460
Murphy Elementary District	\$8,312,062	\$767,269	\$1,026,948	\$6,964,385	\$1,608,772	\$18,718,103
Total ADM: 1,180.960	\$7,038	\$650	\$870	\$5,897	\$1,362	\$15,850
Nadaburg Unified School District	\$8,953,293	\$364,450	\$297,482	\$2,551,569	\$1,431,982	\$13,904,460
Total ADM: 1,039.328	\$8,615	\$351	\$286	\$2,455	\$1,378	\$13,378
Osborn Elementary District	\$19,845,298	\$926,202	\$7,211,933	\$8,568,503	\$2,667,091	\$34,711,375
Total ADM: 2,396.106	\$8,282	\$387	\$3,010	\$3,576	\$1,113	\$14,487
Palo Verde Elementary District	\$4,116,599	\$305,039	\$20,513	\$1,080,778	\$424,449	\$5,947,378
Total ADM: 420.769	\$9,784	\$725	\$49	\$2,569	\$1,009	\$14,135
Paloma School District	\$1,738,454	\$139,999	\$0	\$452,667	\$169,450	\$2,500,570
Total ADM: 100.465	\$17,304	\$1,394	\$0	\$4,506	\$1,687	\$24,890
Paradise Valley Unified District	\$252,164,476	\$8,411,310	\$64,202,424	\$43,235,625	\$26,809,132	\$408,498,581
Total ADM: 27,443.373	\$9,189	\$306	\$2,339	\$1,575	\$977	\$14,885
Pendergast Elementary District	\$59,198,408	\$2,386,594	\$8,181,952	\$15,733,422	\$8,924,533	\$99,548,254
Total ADM: 7,571.164	\$7,819	\$315	\$1,081	\$2,078	\$1,179	\$13,148
Peoria Unified School District	\$273,371,202	\$6,992,587	\$36,669,732	\$44,312,974	\$28,237,836	\$373,210,040
Total ADM: 34,868.834	\$7,840	\$201	\$1,052	\$1,271	\$810	\$10,703
Phoenix Elementary District	\$53,393,252	\$3,680,062	\$10,161,740	\$19,730,532	\$6,747,337	\$87,861,759
Total ADM: 4,997.618	\$10,684	\$736	\$2,033	\$3,948	\$1,350	\$17,581

Expenditures by Fund for Districts		Maintenance & Operation CSF & IIF Expenditures	Capital Expenditures	Facilities Expenditures	State & Federal Project Expenditures	Other Expenditures	Total Expenditures
Maricopa County							
Phoenix Union High School District	070510000	\$276,977,298	\$19,435,028	\$73,469,430	\$48,370,849	\$12,259,770	\$407,301,627
Total ADM: 27,474.366	Per ADM Amounts:	\$10,081	\$707	\$2,674	\$1,761	\$446	\$14,825
Queen Creek Unified District	070295000	\$86,618,849	\$5,608,287	\$74,059,225	\$10,446,785	\$13,709,263	\$186,045,375
Total ADM: 11,804.534	Per ADM Amounts:	\$7,338	\$475	\$6,274	\$885	\$1,161	\$15,761
Riverside Elementary District	070402000	\$5,839,207	\$355,420	\$8,599,327	\$2,138,691	\$1,217,463	\$12,895,764
Total ADM: 779.612	Per ADM Amounts:	\$7,490	\$456	\$11,030	\$2,743	\$1,562	\$16,541
Roosevelt Elementary District	070466000	\$65,829,371	\$15,628,013	\$18,848,085	\$25,181,807	\$13,996,803	\$143,320,103
Total ADM: 6,948.831	Per ADM Amounts:	\$9,473	\$2,249	\$2,712	\$3,624	\$2,014	\$20,625
Saddle Mountain Unified School District	070290000	\$20,645,044	\$891,026	\$5,836,796	\$2,427,831	\$2,725,235	\$49,151,544
Total ADM: 2,760.866	Per ADM Amounts:	\$7,478	\$323	\$2,114	\$879	\$987	\$17,803
Scottsdale Unified District	070248000	\$169,105,853	\$15,449,001	\$32,231,820	\$20,737,976	\$29,378,361	\$275,830,394
Total ADM: 20,460.984	Per ADM Amounts:	\$8,265	\$755	\$1,575	\$1,014	\$1,436	\$13,481
Sentinel Elementary District	070371000	\$1,165,695	\$102,429	\$76,627	\$394,201	\$65,588	\$1,804,540
Total ADM: 35.005	Per ADM Amounts:	\$33,301	\$2,926	\$2,189	\$11,261	\$1,874	\$51,551
Tempe School District	070403000	\$95,269,949	\$8,396,619	\$22,957,129	\$24,294,983	\$7,875,571	\$158,473,695
Total ADM: 10,294.745	Per ADM Amounts:	\$9,254	\$816	\$2,230	\$2,360	\$765	\$15,394
Tempe Union High School District	070513000	\$102,615,170	\$5,697,828	\$7,692,236	\$10,669,533	\$17,064,065	\$137,410,626
Total ADM: 12,596.123	Per ADM Amounts:	\$8,147	\$452	\$611	\$847	\$1,355	\$10,909
Tolleson Elementary District	070417000	\$19,242,979	\$1,128,465	\$641,426	\$6,581,098	\$4,618,481	\$32,826,673
Total ADM: 2,636.090	Per ADM Amounts:	\$7,300	\$428	\$243	\$2,497	\$1,752	\$12,453
Tolleson Union High School District	070514000	\$97,185,914	\$11,701,139	\$26,623,417	\$19,667,820	\$8,284,970	\$215,247,459
Total ADM: 13,180.286	Per ADM Amounts:	\$7,374	\$888	\$2,020	\$1,492	\$629	\$16,331
Union Elementary District	070462000	\$11,948,135	\$655,388	\$2,054,300	\$3,200,637	\$1,629,258	\$18,428,597
Total ADM: 1,619.785	Per ADM Amounts:	\$7,376	\$405	\$1,268	\$1,976	\$1,006	\$11,377
Washington Elementary School District	070406000	\$158,212,179	\$5,536,081	\$17,483,729	\$46,961,931	\$18,744,900	\$257,455,338
Total ADM: 18,735.128	Per ADM Amounts:	\$8,445	\$295	\$933	\$2,507	\$1,001	\$13,742
West-MEC - Western Maricopa Education Center	070802000	\$33,861,787	\$11,199,563	\$14,304,903	\$526,313	\$1,758,114	\$47,624,780
Total ADM: 10,738.253	Per ADM Amounts:	\$3,153	\$1,043	\$1,332	\$49	\$164	\$4,435

Expenditures by Fund for Districts

Maintenance & Operation CSF & IIF Expenditures
 Capital Expenditures
 Facilities Expenditures
 State & Federal Project Expenditures
 Other Expenditures
 Total Expenditures

Maricopa County

Wickenburg Unified District	070209000	\$10,276,179	\$359,461	\$1,511,052	\$1,651,884	\$1,537,150	\$15,335,726
Total ADM: 1,325.455	Per ADM Amounts:	\$7,753	\$271	\$1,140	\$1,246	\$1,160	\$11,570
Wilson Elementary District	070407000	\$9,715,081	\$368,541	\$614,386	\$3,730,312	\$1,229,602	\$15,201,942
Total ADM: 1,003.387	Per ADM Amounts:	\$9,682	\$367	\$612	\$3,718	\$1,225	\$15,151
Maricopa Totals		\$4,626,125,398	\$319,756,844	\$869,062,287	\$986,178,695	\$611,324,024	\$7,487,954,405
Total ADM: 572,205.178	Per ADM Amounts:	\$8,085	\$559	\$1,519	\$1,723	\$1,068	\$13,086

Expenditures by Fund for Districts		Maintenance & Operation CSF & IIF Expenditures	Capital Expenditures	Facilities Expenditures	State & Federal Project Expenditures	Other Expenditures	Total Expenditures
Mohave County							
Bullhead City School District	080415000	\$16,750,389	\$856,954	\$210,185	\$6,808,621	\$1,775,280	\$26,401,429
Total ADM: 2,254.144	Per ADM Amounts:	\$7,431	\$380	\$93	\$3,020	\$788	\$11,712
Colorado City Unified District	080214000	\$5,215,913	\$638,544	\$353,951	\$3,433,099	\$355,250	\$9,996,757
Total ADM: 695.012	Per ADM Amounts:	\$7,505	\$919	\$509	\$4,940	\$511	\$14,384
Colorado River Union High School District	080502000	\$13,095,618	\$532,281	\$2,623,420	\$2,719,323	\$2,922,807	\$20,829,371
Total ADM: 1,768.190	Per ADM Amounts:	\$7,406	\$301	\$1,484	\$1,538	\$1,653	\$11,780
Hackberry School District	080303000	\$994,362	\$4,776	\$0	\$226,320	\$39,834	\$1,265,292
Total ADM: 61.782	Per ADM Amounts:	\$16,095	\$77	\$0	\$3,663	\$645	\$20,480
Kingman Unified School District	080220000	\$52,232,591	\$14,201,356	\$713,525	\$11,735,458	\$3,852,464	\$82,021,869
Total ADM: 6,625.879	Per ADM Amounts:	\$7,883	\$2,143	\$108	\$1,771	\$581	\$12,379
Lake Havasu Unified District	080201000	\$34,874,941	\$766,474	\$2,641,182	\$6,136,621	\$3,807,609	\$49,421,356
Total ADM: 5,149.170	Per ADM Amounts:	\$6,773	\$149	\$513	\$1,192	\$739	\$9,598
Littlefield Unified District	080209000	\$2,956,174	\$181,577	\$204,425	\$877,466	\$326,331	\$4,341,548
Total ADM: 351.379	Per ADM Amounts:	\$8,413	\$517	\$582	\$2,497	\$929	\$12,356
Mohave Valley Elementary District	080416000	\$8,213,647	\$210,390	\$138,864	\$3,555,240	\$1,004,555	\$13,122,696
Total ADM: 1,057.317	Per ADM Amounts:	\$7,768	\$199	\$131	\$3,363	\$950	\$12,411
Owens School District No.6	080306000	\$430,866	\$15,077	\$11,085	\$83,495	\$11,796	\$552,319
Total ADM: 31.333	Per ADM Amounts:	\$13,751	\$481	\$354	\$2,665	\$376	\$17,627
Peach Springs Unified District	080208000	\$1,880,600	\$9,642	\$0	\$4,687,588	\$358,191	\$6,936,021
Total ADM: 175.558	Per ADM Amounts:	\$10,712	\$55	\$0	\$26,701	\$2,040	\$39,508
Topock Elementary District	080412000	\$1,047,799	\$85,588	\$198,988	\$563,392	\$74,544	\$1,970,311
Total ADM: 100.313	Per ADM Amounts:	\$10,445	\$853	\$1,984	\$5,616	\$743	\$19,642
Valentine Elementary District	080322000	\$695,742	\$41,643	\$12,446	\$494,733	\$138	\$1,244,702
Total ADM: 93.236	Per ADM Amounts:	\$7,462	\$447	\$133	\$5,306	\$1	\$13,350
Western Arizona Vocational District #50	080850000	\$2,901,677	\$185,793	\$0	\$147,394	\$159,259	\$3,394,123
Total ADM: 1,062.078	Per ADM Amounts:	\$2,732	\$175	\$0	\$139	\$150	\$3,196
Yucca Elementary District	080313000	\$505,195	\$57,007	\$0	\$187,796	\$40,545	\$790,543
Total ADM: 43.167	Per ADM Amounts:	\$11,703	\$1,321	\$0	\$4,350	\$939	\$18,314
Mohave Totals		\$141,795,514	\$17,787,102	\$7,108,071	\$41,656,545	\$14,728,605	\$222,288,338
Total ADM: 19,468.558	Per ADM Amounts:	\$7,283	\$914	\$365	\$2,140	\$757	\$11,418

Expenditures by Fund for Districts

	Maintenance & Operation CSF & IIF Expenditures	Capital Expenditures	Facilities Expenditures	State & Federal Project Expenditures	Other Expenditures	Total Expenditures
--	--	----------------------	-------------------------	--------------------------------------	--------------------	--------------------

Navajo County						
Blue Ridge Unified School District No. 32	\$13,963,241	\$428,831	\$2,978,817	\$5,372,484	\$2,007,884	\$22,893,610
Total ADM: 1,760.966	Per ADM Amounts: \$7,929	\$244	\$1,692	\$3,051	\$1,140	\$13,001
Cedar Unified District	\$970,968	\$40,989	\$299,106	\$2,942,845	\$165,051	\$4,418,959
Total ADM: 116.350	Per ADM Amounts: \$8,345	\$352	\$2,571	\$25,293	\$1,419	\$37,980
Heber-Overgaard Unified District	\$4,406,283	\$129,285	\$795,600	\$1,292,650	\$469,775	\$6,413,118
Total ADM: 460.572	Per ADM Amounts: \$9,567	\$281	\$1,727	\$2,807	\$1,020	\$13,924
Holbrook Unified District	\$16,519,017	\$875,774	\$2,279,123	\$8,332,292	\$1,854,136	\$29,534,154
Total ADM: 1,748.505	Per ADM Amounts: \$9,448	\$501	\$1,303	\$4,765	\$1,060	\$16,891
Joseph City Unified District	\$4,977,057	\$239,157	\$1,394,212	\$1,087,968	\$770,411	\$8,468,805
Total ADM: 435.684	Per ADM Amounts: \$11,424	\$549	\$3,200	\$2,497	\$1,768	\$19,438
Kayenta Unified School District #27	\$12,176,750	\$345,661	\$0	\$21,857,694	\$2,430,067	\$36,810,172
Total ADM: 1,580.219	Per ADM Amounts: \$7,706	\$219	\$0	\$13,832	\$1,538	\$23,294
Navajo County Accommodation District #99	\$243,467	\$9,173	\$0	\$127,725	\$29,376	\$409,741
Total ADM: 16.143	Per ADM Amounts: \$15,082	\$568	\$0	\$7,912	\$1,820	\$25,382
Northeast Arizona Technological Institute of Vocational	\$2,601,060	\$362,167	\$0	\$173,200	\$108	\$3,136,535
Total ADM: 396.182	Per ADM Amounts: \$6,565	\$914	\$0	\$437	\$0	\$7,917
Northern Arizona Vocational Institute of Technology	\$4,429,814	\$347,475	\$0	\$2,566	\$4,412	\$4,784,267
Total ADM: 871.475	Per ADM Amounts: \$5,083	\$399	\$0	\$3	\$5	\$5,490
Pinon Unified District	\$7,972,995	\$0	\$0	\$19,587,274	\$1,593,698	\$29,153,967
Total ADM: 910.766	Per ADM Amounts: \$8,754	\$0	\$0	\$21,506	\$1,750	\$32,010
Show Low Unified District	\$16,714,227	\$513,784	\$1,822,094	\$3,963,496	\$1,502,858	\$24,584,083
Total ADM: 2,442.352	Per ADM Amounts: \$6,843	\$210	\$746	\$1,623	\$615	\$10,066
Snowflake Unified District	\$16,501,258	\$1,045,435	\$1,968,173	\$5,544,787	\$1,814,632	\$26,114,035
Total ADM: 2,602.466	Per ADM Amounts: \$6,341	\$402	\$756	\$2,131	\$697	\$10,034
Whiteriver Unified District	\$15,182,500	\$1,336,791	\$0	\$23,328,135	\$2,718,960	\$44,366,417
Total ADM: 2,156.803	Per ADM Amounts: \$7,039	\$620	\$0	\$10,816	\$1,261	\$20,570
Winslow Unified District	\$13,488,271	\$161,925	\$2,138,026	\$7,861,939	\$1,893,707	\$25,570,494
Total ADM: 1,776.024	Per ADM Amounts: \$7,595	\$91	\$1,204	\$4,427	\$1,066	\$14,398
Navajo Totals	\$130,146,907	\$5,836,447	\$13,675,151	\$101,475,056	\$17,255,075	\$266,658,357
Total ADM: 17,274.507	Per ADM Amounts: \$7,534	\$338	\$792	\$5,874	\$999	\$15,437

Expenditures by Fund for Districts		Maintenance & Operation CSF & IIF Expenditures	Capital Expenditures	Facilities Expenditures	State & Federal Project Expenditures	Other Expenditures	Total Expenditures
Pima County							
Ajo Unified District	100215000	\$2,966,157	\$86,045	\$131,304	\$830,529	\$369,623	\$4,383,658
Total ADM: 399.293	Per ADM Amounts:	\$7,429	\$215	\$329	\$2,080	\$926	\$10,979
Altair Valley Elementary District	100351000	\$6,430,264	\$70,225	\$0	\$2,185,036	\$722,366	\$9,407,891
Total ADM: 771.854	Per ADM Amounts:	\$8,331	\$91	\$0	\$2,831	\$936	\$12,189
Amphitheater Unified District	100210000	\$99,056,817	\$4,032,612	\$17,302,521	\$21,961,787	\$11,183,198	\$148,945,103
Total ADM: 11,813.963	Per ADM Amounts:	\$8,385	\$341	\$1,465	\$1,859	\$947	\$12,608
Baboquivari Unified School District #40	100240000	\$8,929,219	\$0	\$271,329	\$16,261,870	\$1,536,894	\$26,999,312
Total ADM: 970.976	Per ADM Amounts:	\$9,196	\$0	\$279	\$16,748	\$1,583	\$27,806
Catalina Foothills Unified District	100216000	\$38,943,778	\$2,746,996	\$4,396,305	\$4,711,437	\$8,468,924	\$55,929,140
Total ADM: 5,041.263	Per ADM Amounts:	\$7,725	\$545	\$872	\$935	\$1,680	\$11,094
Continental Elementary District	100339000	\$7,489,024	\$385,229	\$1,779,342	\$773,170	\$610,351	\$9,258,807
Total ADM: 853.616	Per ADM Amounts:	\$8,773	\$451	\$2,084	\$906	\$715	\$10,847
Empire Elementary District	100337000	\$327,228	\$0	\$0	\$0	\$0	\$327,228
Total ADM: 15.672	Per ADM Amounts:	\$20,880	\$0	\$0	\$0	\$0	\$20,880
Flowing Wells Unified District	100208000	\$38,980,688	\$1,516,576	\$3,534,808	\$9,608,882	\$6,139,978	\$62,096,141
Total ADM: 5,078.106	Per ADM Amounts:	\$7,676	\$299	\$696	\$1,892	\$1,209	\$12,228
Marana Unified District	100206000	\$102,989,282	\$3,079,975	\$12,337,144	\$15,403,727	\$12,016,775	\$144,025,852
Total ADM: 12,018.797	Per ADM Amounts:	\$8,569	\$256	\$1,026	\$1,282	\$1,000	\$11,983
Pima County Accommodation School District	100100000	\$2,458,719	\$15,440	\$0	\$292,252	\$31,465	\$2,797,876
Total ADM: 360.486	Per ADM Amounts:	\$6,821	\$43	\$0	\$811	\$87	\$7,761
Pima County JTED	100811000	\$20,941,962	\$4,691,480	\$0	\$3,375,983	\$1,006,211	\$30,015,636
Total ADM: 5,621.899	Per ADM Amounts:	\$3,725	\$835	\$0	\$601	\$179	\$5,339
Redington Elementary District	100344000	\$115,031	\$0	\$0	\$0	\$0	\$115,031
Total ADM: 8.450	Per ADM Amounts:	\$13,613	\$0	\$0	\$0	\$0	\$13,613
Sahuarita Unified District	100230000	\$41,521,528	\$2,402,697	\$6,016,488	\$7,452,516	\$6,548,577	\$59,085,475
Total ADM: 6,051.067	Per ADM Amounts:	\$6,862	\$397	\$994	\$1,232	\$1,082	\$9,764
San Fernando Elementary District	100335000	\$390,089	\$6,657	\$0	\$124,351	\$1,711	\$522,807
Total ADM: 21.762	Per ADM Amounts:	\$17,925	\$306	\$0	\$5,714	\$79	\$24,024

Expenditures by Fund for Districts

		Maintenance & Operation CSF & IIF Expenditures	Capital Expenditures	Facilities Expenditures	State & Federal Project Expenditures	Other Expenditures	Total Expenditures
--	--	---	-------------------------	----------------------------	---	-----------------------	-----------------------

Pima County

Sunnyside Unified District	100212000	\$91,541,215	\$427,752	\$5,987,211	\$48,739,550	\$16,148,923	\$160,759,824
Total ADM: 13,795.920	Per ADM Amounts:	\$6,635	\$31	\$434	\$3,533	\$1,171	\$11,653
Tanque Verde Unified District	100213000	\$16,147,207	\$1,260,562	\$17,082,375	\$2,937,175	\$1,714,632	\$41,108,305
Total ADM: 2,109.515	Per ADM Amounts:	\$7,654	\$598	\$8,098	\$1,392	\$813	\$19,487
Tucson Unified District	100201000	\$349,495,376	\$24,051,421	\$23,813,294	\$130,232,280	\$42,085,050	\$557,406,550
Total ADM: 39,390.082	Per ADM Amounts:	\$8,873	\$611	\$605	\$3,306	\$1,068	\$14,151
Vail Unified District	100220000	\$109,148,940	\$4,072,639	\$12,707,206	\$15,998,201	\$17,109,252	\$152,579,191
Total ADM: 13,492.975	Per ADM Amounts:	\$8,089	\$302	\$942	\$1,186	\$1,268	\$11,308
Pima Totals		\$937,872,524	\$48,846,306	\$105,359,326	\$280,888,746	\$125,693,927	\$1,465,763,824
Total ADM: 117,815.696	Per ADM Amounts:	\$7,961	\$415	\$894	\$2,384	\$1,067	\$12,441

Expenditures by Fund for Districts		Maintenance & Operation CSF & IIF Expenditures	Capital Expenditures	Facilities Expenditures	State & Federal Project Expenditures	Other Expenditures	Total Expenditures
Pinal County							
Apache Junction Unified District	110243000	\$25,609,375	\$682,900	\$5,795,691	\$7,282,065	\$3,653,470	\$39,523,736
Total ADM: 2,950.145	Per ADM Amounts:	\$8,681	\$231	\$1,965	\$2,468	\$1,238	\$13,397
Casa Grande Elementary District	110404000	\$47,544,996	\$2,393,126	\$5,599,607	\$13,769,917	\$5,513,342	\$78,173,230
Total ADM: 6,031.475	Per ADM Amounts:	\$7,883	\$397	\$928	\$2,283	\$914	\$12,961
Casa Grande Union High School District	110502000	\$33,029,642	\$2,089,761	\$3,018,763	\$5,386,027	\$2,461,206	\$43,340,049
Total ADM: 3,754.571	Per ADM Amounts:	\$8,797	\$557	\$804	\$1,435	\$656	\$11,543
Central Arizona Valley Institute of Technology	110801000	\$3,159,854	\$3,543,483	\$0	\$1,101,025	\$238	\$7,804,600
Total ADM: 1,146.585	Per ADM Amounts:	\$2,756	\$3,090	\$0	\$960	\$0	\$6,807
Cobre Valley Institute of Technology District	110802000	\$1,234,336	\$145,292	\$0	\$63,766	\$16,247	\$1,459,641
Total ADM: 285.523	Per ADM Amounts:	\$4,323	\$509	\$0	\$223	\$57	\$5,112
Coolidge Unified District	110221000	\$17,153,110	\$585,477	\$2,338,018	\$10,101,088	\$1,951,594	\$32,069,502
Total ADM: 2,228.605	Per ADM Amounts:	\$7,697	\$263	\$1,049	\$4,532	\$876	\$14,390
Eloy Elementary District	110411000	\$5,807,526	\$433,783	\$117,288	\$2,369,464	\$1,186,342	\$9,839,403
Total ADM: 723.657	Per ADM Amounts:	\$8,025	\$599	\$162	\$3,274	\$1,639	\$13,597
Florence Unified School District	110201000	\$68,433,869	\$1,802,879	\$8,412,665	\$11,136,959	\$7,167,257	\$94,188,919
Total ADM: 9,239.289	Per ADM Amounts:	\$7,407	\$195	\$911	\$1,205	\$776	\$10,194
J O Combs Unified School District	110244000	\$31,495,758	\$1,551,929	\$4,254,797	\$5,330,561	\$5,098,277	\$44,203,661
Total ADM: 4,276.556	Per ADM Amounts:	\$7,365	\$363	\$995	\$1,246	\$1,192	\$10,336
Mammoth-San Manuel Unified District	110208000	\$4,582,253	\$141,538	\$0	\$2,157,052	\$520,279	\$7,401,122
Total ADM: 502.584	Per ADM Amounts:	\$9,117	\$282	\$0	\$4,292	\$1,035	\$14,726
Maricopa Unified School District	110220000	\$62,987,800	\$9,079,022	\$40,659,947	\$10,850,191	\$5,261,340	\$125,736,955
Total ADM: 7,817.612	Per ADM Amounts:	\$8,057	\$1,161	\$5,201	\$1,388	\$673	\$16,084
Mary C O'Brien Accommodation District	110100000	\$4,496,959	\$330,405	\$0	\$1,002,994	\$171,523	\$6,001,881
Total ADM: 196.419	Per ADM Amounts:	\$22,895	\$1,682	\$0	\$5,106	\$873	\$30,557
Oracle Elementary District	110302000	\$5,918,184	\$266,179	\$1,044,800	\$862,640	\$611,559	\$15,491,638
Total ADM: 576.075	Per ADM Amounts:	\$10,273	\$462	\$1,814	\$1,497	\$1,062	\$26,892
Picacho Elementary District	110433000	\$1,375,037	\$15,332	\$23,444	\$588,256	\$159,785	\$2,161,854
Total ADM: 152.708	Per ADM Amounts:	\$9,004	\$100	\$154	\$3,852	\$1,046	\$14,157

Expenditures by Fund for Districts

Maintenance & Operation CSF & IIF Expenditures
 Capital Expenditures
 Facilities Expenditures
 State & Federal Project Expenditures
 Other Expenditures
 Total Expenditures

Pinal County

Ray Unified District	110203000	\$3,308,834	\$111,129	\$329,971	\$1,104,066	\$256,858	\$5,152,745
Total ADM: 355.366	Per ADM Amounts:	\$9,311	\$313	\$929	\$3,107	\$723	\$14,500
Red Rock Elementary District	110405000	\$3,523,803	\$309,244	\$182,163	\$697,618	\$260,716	\$4,973,544
Total ADM: 406.588	Per ADM Amounts:	\$8,667	\$761	\$448	\$1,716	\$641	\$12,232
Sacaton Elementary District	110418000	\$4,344,099	\$225,077	\$0	\$7,974,617	\$756,811	\$13,300,604
Total ADM: 447.789	Per ADM Amounts:	\$9,701	\$503	\$0	\$17,809	\$1,690	\$29,703
Santa Cruz Valley Union High School District	110540000	\$3,544,902	\$79,787	\$1,326,389	\$1,231,287	\$409,976	\$6,914,582
Total ADM: 313.282	Per ADM Amounts:	\$11,315	\$255	\$4,234	\$3,930	\$1,309	\$22,071
Stanfield Elementary District	110424000	\$3,362,235	\$172,205	\$75,185	\$786,026	\$395,358	\$4,791,009
Total ADM: 382.799	Per ADM Amounts:	\$8,783	\$450	\$196	\$2,053	\$1,033	\$12,516
Superior Unified School District	110215000	\$3,241,650	\$138,045	\$552,858	\$880,421	\$756,659	\$5,569,633
Total ADM: 324.678	Per ADM Amounts:	\$9,984	\$425	\$1,703	\$2,712	\$2,330	\$17,154
Toltec School District	110422000	\$6,149,828	\$404,329	\$617,695	\$3,183,811	\$703,535	\$10,607,972
Total ADM: 942.363	Per ADM Amounts:	\$6,526	\$429	\$655	\$3,379	\$747	\$11,257
Pinal Totals		\$340,304,050	\$24,500,922	\$74,349,281	\$87,859,851	\$37,312,373	\$558,706,281
Total ADM: 43,054.669	Per ADM Amounts:	\$7,904	\$569	\$1,727	\$2,041	\$867	\$12,977

Expenditures by Fund for Districts	Maintenance & Operation CSF & IIF Expenditures	Capital Expenditures	Facilities Expenditures	State & Federal Project Expenditures	Other Expenditures	Total Expenditures	
Santa Cruz County							
Nogales Unified District	120201000	\$38,712,521	\$1,382,846	\$35,926	\$13,089,967	\$5,113,322	\$58,334,582
Total ADM: 5,218.220	Per ADM Amounts:	\$7,419	\$265	\$7	\$2,509	\$980	\$11,179
Patagonia Elementary District	120406000	\$1,209,466	\$36,533	\$0	\$241,122	\$44,732	\$1,531,853
Total ADM: 92.867	Per ADM Amounts:	\$13,024	\$393	\$0	\$2,596	\$482	\$16,495
Patagonia Union High School District	120520000	\$1,542,717	\$67,295	\$6,521	\$195,336	\$233,908	\$2,045,777
Total ADM: 75.132	Per ADM Amounts:	\$20,533	\$896	\$87	\$2,600	\$3,113	\$27,229
Santa Cruz Elementary District	120328000	\$2,647,618	\$111,312	\$0	\$987,365	\$111,073	\$3,857,369
Total ADM: 245.346	Per ADM Amounts:	\$10,791	\$454	\$0	\$4,024	\$453	\$15,722
Santa Cruz Valley Unified District	120235000	\$24,778,485	\$756,332	\$11,017,910	\$9,828,637	\$3,095,427	\$57,559,251
Total ADM: 3,475.390	Per ADM Amounts:	\$7,130	\$218	\$3,170	\$2,828	\$891	\$16,562
Sonoita Elementary District	120425000	\$1,826,406	\$69,335	\$41,184	\$319,725	\$99,078	\$2,355,728
Total ADM: 115.061	Per ADM Amounts:	\$15,873	\$603	\$358	\$2,779	\$861	\$20,474
Santa Cruz Totals		\$70,717,213	\$2,423,653	\$11,101,541	\$24,662,152	\$8,697,540	\$125,684,560
Total ADM: 9,222.016	Per ADM Amounts:	\$7,668	\$263	\$1,204	\$2,674	\$943	\$13,629

Expenditures by Fund for Districts

	Maintenance & Operation CSF & IIF Expenditures	Capital Expenditures	Facilities Expenditures	State & Federal Project Expenditures	Other Expenditures	Total Expenditures
--	--	----------------------	-------------------------	--------------------------------------	--------------------	--------------------

Yavapai County

Ash Fork Joint Unified District	130231000	\$3,007,643	\$695,874	\$0	\$727,241	\$272,187	\$4,702,945
Total ADM: 276.377	Per ADM Amounts:	\$10,882	\$2,518	\$0	\$2,631	\$985	\$17,016
Bagdad Unified District	130220000	\$4,383,430	\$309,325	\$0	\$443,443	\$1,917,559	\$7,053,757
Total ADM: 425.455	Per ADM Amounts:	\$10,303	\$727	\$0	\$1,042	\$4,507	\$16,579
Beaver Creek Elementary District	130326000	\$3,835,346	\$250,210	\$360,974	\$693,526	\$319,970	\$5,460,026
Total ADM: 478.728	Per ADM Amounts:	\$8,012	\$523	\$754	\$1,449	\$668	\$11,405
Camp Verde Unified District	130228000	\$11,758,840	\$298,245	\$3,400	\$2,753,485	\$1,280,213	\$16,094,183
Total ADM: 1,547.023	Per ADM Amounts:	\$7,601	\$193	\$2	\$1,780	\$828	\$10,403
Canon Elementary District	130350000	\$1,769,151	\$32,486	\$618,452	\$911,217	\$106,329	\$3,437,635
Total ADM: 156.431	Per ADM Amounts:	\$11,309	\$208	\$3,954	\$5,825	\$680	\$21,975
Chino Valley Unified District	130251000	\$16,435,996	\$787,730	\$651,261	\$3,775,858	\$2,748,950	\$24,399,796
Total ADM: 2,259.474	Per ADM Amounts:	\$7,274	\$349	\$288	\$1,671	\$1,217	\$10,799
Clarkdale-Jerome Elementary District	130403000	\$3,530,185	\$185,545	\$59,589	\$509,566	\$302,079	\$4,586,962
Total ADM: 422.145	Per ADM Amounts:	\$8,362	\$440	\$141	\$1,207	\$716	\$10,866
Congress Elementary District	130317000	\$1,874,394	\$75,293	\$0	\$986,746	\$113,752	\$2,450,185
Total ADM: 118.823	Per ADM Amounts:	\$15,775	\$634	\$0	\$3,255	\$957	\$20,620
Cottonwood-Oak Creek Elementary District	130406000	\$14,537,303	\$168,349	\$41,849	\$5,618,358	\$1,055,650	\$21,421,509
Total ADM: 1,722.508	Per ADM Amounts:	\$8,440	\$98	\$24	\$3,262	\$613	\$12,436
Crown King Elementary District	130341000	\$112,322	\$5,568	\$0	\$42,167	\$283	\$160,340
Total ADM: 6.000	Per ADM Amounts:	\$18,720	\$928	\$0	\$7,028	\$47	\$26,723
Hillside Elementary District	130335000	\$212,857	\$1,594	\$0	\$63,239	\$429	\$278,119
Total ADM: 8.500	Per ADM Amounts:	\$25,042	\$188	\$0	\$7,440	\$50	\$32,720
Humboldt Unified District	130222000	\$37,825,962	\$1,981,001	\$5,155,147	\$9,110,696	\$5,279,980	\$55,880,530
Total ADM: 5,191.002	Per ADM Amounts:	\$7,287	\$382	\$993	\$1,755	\$1,017	\$10,765
Kirkland Elementary District	130323000	\$982,594	\$36,799	\$109,633	\$482,087	\$107,671	\$1,718,784
Total ADM: 97.790	Per ADM Amounts:	\$10,048	\$376	\$1,121	\$4,930	\$1,101	\$17,576
Mayer Unified School District	130243000	\$4,968,127	\$283,950	\$160,051	\$2,210,515	\$649,823	\$8,147,065
Total ADM: 515.834	Per ADM Amounts:	\$9,631	\$550	\$310	\$4,285	\$1,260	\$15,794

Expenditures by Fund for Districts		Maintenance & Operation CSF & IIF Expenditures	Capital Expenditures	Facilities Expenditures	State & Federal Project Expenditures	Other Expenditures	Total Expenditures
Yavapai County							
Mingus Union High School District	130504000	\$9,977,263	\$682,908	\$1,743,725	\$1,691,733	\$1,221,967	\$13,777,596
Total ADM: 1,261.825	Per ADM Amounts:	\$7,907	\$541	\$1,382	\$1,341	\$968	\$10,919
Mountain Institute JTED	130802000	\$2,660,787	\$62,811	\$0	\$222,466	\$0	\$2,946,064
Total ADM: 530.712	Per ADM Amounts:	\$5,014	\$118	\$0	\$419	\$0	\$5,551
Prescott Unified District	130201000	\$28,842,436	\$456,404	\$1,773,912	\$5,708,754	\$3,341,361	\$39,985,918
Total ADM: 3,606.170	Per ADM Amounts:	\$7,998	\$127	\$492	\$1,583	\$927	\$11,088
Sedona-Oak Creek JUSD #9	130209000	\$6,391,651	\$264,431	\$5,562,925	\$1,395,549	\$1,191,369	\$10,385,575
Total ADM: 670.073	Per ADM Amounts:	\$9,539	\$395	\$8,302	\$2,083	\$1,778	\$15,499
Seligman Unified District	130240000	\$2,974,063	\$189,062	\$280,112	\$271,007	\$178,183	\$3,892,427
Total ADM: 140.161	Per ADM Amounts:	\$21,219	\$1,349	\$1,999	\$1,934	\$1,271	\$27,771
Skull Valley Elementary District	130315000	\$737,111	\$27,828	\$0	\$127,850	\$34,170	\$926,959
Total ADM: 41.513	Per ADM Amounts:	\$17,756	\$670	\$0	\$3,080	\$823	\$22,329
Valley Academy for Career and Technology Education	130801000	\$1,589,549	\$82,040	\$0	\$136,803	\$16,104	\$1,824,496
Total ADM: 350.755	Per ADM Amounts:	\$4,532	\$234	\$0	\$390	\$46	\$5,202
Williamson Valley Elementary School District	130302000	\$288,749	\$0	\$0	\$2,165	\$0	\$290,914
Total ADM: 45.113	Per ADM Amounts:	\$6,401	\$0	\$0	\$48	\$0	\$6,449
Yarnell Elementary District	130352000	\$873,149	\$11,836	\$0	\$336,981	\$41,800	\$1,263,766
Total ADM: 46.269	Per ADM Amounts:	\$18,871	\$256	\$0	\$7,283	\$903	\$27,313
Yavapai Accommodation School District	130199000	\$1,362,835	\$35,049	\$0	\$151,843	\$19,100	\$1,568,827
Total ADM: 74.292	Per ADM Amounts:	\$18,344	\$472	\$0	\$2,044	\$257	\$21,117
Yavapai Totals		\$160,931,743	\$6,924,338	\$16,521,030	\$37,773,294	\$20,198,930	\$232,654,379
Total ADM: 19,992.973	Per ADM Amounts:	\$8,049	\$346	\$826	\$1,889	\$1,010	\$11,637

Expenditures by Fund for Districts

	Maintenance & Operation CSF & IIF Expenditures	Capital Expenditures	Facilities Expenditures	State & Federal Project Expenditures	Other Expenditures	Total Expenditures
--	--	----------------------	-------------------------	--------------------------------------	--------------------	--------------------

Yuma County

Antelope Union High School District	\$2,707,874	\$32,160	\$475,316	\$695,846	\$211,251	\$3,695,496
Total ADM: 194.039	Per ADM Amounts: \$13,955	\$166	\$2,450	\$3,586	\$1,089	\$19,045
Crane Elementary District	\$34,614,860	\$4,968,160	\$1,206,700	\$15,292,502	\$6,635,900	\$61,917,822
Total ADM: 5,636.234	Per ADM Amounts: \$6,141	\$881	\$214	\$2,713	\$1,177	\$10,986
Gadsden Elementary District	\$32,015,250	\$1,317,267	\$3,144,816	\$15,961,235	\$5,561,750	\$58,424,647
Total ADM: 4,709.504	Per ADM Amounts: \$6,798	\$280	\$668	\$3,389	\$1,181	\$12,406
Hyder Elementary District	\$2,196,286	\$122,818	\$0	\$238,975	\$169,944	\$2,728,023
Total ADM: 99.130	Per ADM Amounts: \$22,156	\$1,239	\$0	\$2,411	\$1,714	\$27,520
Mohawk Valley Elementary District	\$1,663,590	\$60,700	\$2,858,339	\$683,346	\$262,348	\$5,531,240
Total ADM: 145.112	Per ADM Amounts: \$11,464	\$418	\$19,697	\$4,709	\$1,808	\$38,117
Somerton Elementary District	\$19,473,730	\$512,896	\$3,987,625	\$10,945,502	\$2,536,629	\$37,456,382
Total ADM: 2,656.423	Per ADM Amounts: \$7,331	\$193	\$1,501	\$4,120	\$955	\$14,100
Southwest Technical Education District of Yuma	\$5,756,805	\$2,114,358	\$0	\$92,282	\$3,236	\$7,966,681
Total ADM: 1,482.171	Per ADM Amounts: \$3,884	\$1,427	\$0	\$62	\$2	\$5,375
Wellton Elementary District	\$1,596,466	\$105,945	\$0	\$770,216	\$189,844	\$2,662,471
Total ADM: 144.355	Per ADM Amounts: \$11,059	\$734	\$0	\$5,336	\$1,315	\$18,444
Yuma Elementary District	\$58,155,366	\$2,645,854	\$3,170,883	\$23,217,968	\$6,617,638	\$92,517,159
Total ADM: 8,201.324	Per ADM Amounts: \$7,091	\$323	\$387	\$2,831	\$807	\$11,281
Yuma Union High School District	\$79,722,650	\$3,079,574	\$25,287,101	\$20,288,001	\$12,532,138	\$141,055,073
Total ADM: 11,025.581	Per ADM Amounts: \$7,231	\$279	\$2,293	\$1,840	\$1,137	\$12,793
Yuma Totals	\$237,902,877	\$14,959,732	\$40,130,780	\$88,185,873	\$34,720,678	\$413,954,994
Total ADM: 34,293.873	Per ADM Amounts: \$6,937	\$436	\$1,170	\$2,571	\$1,012	\$12,071

Expenditures by Fund for Districts

	Maintenance & Operation CSF & IIF Expenditures	Capital Expenditures	Facilities Expenditures	State & Federal Project Expenditures	Other Expenditures	Total Expenditures
--	--	----------------------	-------------------------	--------------------------------------	--------------------	--------------------

State Totals	\$7,115,111,269	\$462,381,900	\$1,186,687,319	\$1,876,990,672	\$934,521,998	\$11,617,779,835
Total ADM: 892,189.229	\$7,975	\$518	\$1,330	\$2,104	\$1,047	\$13,022

Per ADM Amounts:

Expenditures by Project for Charter Schools

General
Projects

CSP & IIP

State &
Federal
Projects

Total Project
Expenditures

Cochise County

Center for Academic Success, Inc.	028750000	\$9,000,845	\$655,038	\$2,886,964	\$12,542,847
Total Attending ADM: 1,027.007	Per ADM Amounts:	\$8,764	\$638	\$2,811	\$12,213
Cochise Community Development Corporation	028701000	\$3,328,837	\$427,529	\$1,043,558	\$4,799,924
Total Attending ADM: 401.579	Per ADM Amounts:	\$8,289	\$1,065	\$2,599	\$11,953
Omega Alpha Academy	028751000	\$2,508,914	\$70,467	\$629,407	\$3,208,788
Total Attending ADM: 270.296	Per ADM Amounts:	\$9,282	\$261	\$2,329	\$11,871
Cochise Totals		\$14,838,596	\$1,153,034	\$4,559,929	\$20,551,559
Total Attending ADM: 1,698.882	Per ADM Amounts:	\$8,734	\$679	\$2,684	\$12,097

Expenditures by Project for Charter Schools		General Projects	CSP & IIP	State & Federal Projects	Total Project Expenditures
Coconino County					
BASIS Charter Schools, Inc.	038707000	\$6,549,838	\$678,747	\$500,863	\$7,729,448
Total Attending ADM: 739.618	Per ADM Amounts:	\$8,856	\$918	\$677	\$10,451
Flagstaff Arts And Leadership Academy	038750000	\$2,582,428	\$363,304	\$338,362	\$3,284,094
Total Attending ADM: 288.912	Per ADM Amounts:	\$8,938	\$1,257	\$1,171	\$11,367
Flagstaff Junior Academy	038752000	\$2,463,424	\$280,558	\$458,841	\$3,202,823
Total Attending ADM: 277.328	Per ADM Amounts:	\$8,883	\$1,012	\$1,655	\$11,549
Flagstaff Montessori	038705000	\$1,600,792	\$112,077	\$85,212	\$1,798,081
Total Attending ADM: 145.513	Per ADM Amounts:	\$11,001	\$770	\$586	\$12,357
Haven Montessori Children's House, Inc.	038755000	\$826,213	\$16,131	\$113,982	\$956,326
Total Attending ADM: 64.683	Per ADM Amounts:	\$12,773	\$249	\$1,762	\$14,785
Mountain School, Inc.	038751000	\$1,538,457	\$173,171	\$93,214	\$1,804,842
Total Attending ADM: 164.948	Per ADM Amounts:	\$9,327	\$1,050	\$565	\$10,942
Northland Preparatory Academy	038701000	\$5,323,479	\$653,135	\$444,966	\$6,421,580
Total Attending ADM: 608.444	Per ADM Amounts:	\$8,749	\$1,073	\$731	\$10,554
Painted Desert Demonstration Projects, Inc.	038753000	\$803,402	\$49,114	\$0	\$852,516
Total Attending ADM: 95.164	Per ADM Amounts:	\$8,442	\$516	\$0	\$8,958
PEAK School Inc., The	038702000	\$0	\$0	\$0	\$0
Total Attending ADM: 84.444	Per ADM Amounts:	\$0	\$0	\$0	\$0
Pine Forest Education Association, Inc.	038706000	\$1,430,753	\$138,931	\$533,796	\$2,103,480
Total Attending ADM: 165.416	Per ADM Amounts:	\$8,649	\$840	\$3,227	\$12,716
Coconino Totals		\$23,118,786	\$2,465,168	\$2,569,236	\$28,153,190
Total Attending ADM: 2,634.470	Per ADM Amounts:	\$8,775	\$936	\$975	\$10,686

Expenditures by Project for Charter Schools

General
Projects

CSP & IIP

State &
Federal
Projects

Total Project
Expenditures

Gila County

Destiny School, Inc.	048701000	\$2,231,989	\$231,849	\$1,320,336	\$3,784,174
Total Attending ADM: 299.386	Per ADM Amounts:	\$7,455	\$774	\$4,410	\$12,640
Liberty High School	048750000	\$670,547	\$4,526	\$151,555	\$826,628
Total Attending ADM: 60.339	Per ADM Amounts:	\$11,113	\$75	\$2,512	\$13,700
Gila Totals		\$2,902,536	\$236,375	\$1,471,891	\$4,610,802
Total Attending ADM: 359.725	Per ADM Amounts:	\$8,069	\$657	\$4,092	\$12,818

Expenditures by Project for Charter Schools

General
Projects

CSP & IIP

State &
Federal
Projects

Total Project
Expenditures

Graham County

Discovery Plus Academy	058703000	\$767,978	\$112,600	\$179,321	\$1,059,899
Total Attending ADM: 104.935	Per ADM Amounts:	\$7,319	\$1,073	\$1,709	\$10,101
Triumphant Learning Center	058702000	\$742,302	\$64,487	\$140,841	\$947,630
Total Attending ADM: 88.180	Per ADM Amounts:	\$8,418	\$731	\$1,597	\$10,747
Graham Totals		\$1,510,280	\$177,087	\$320,162	\$2,007,529
Total Attending ADM: 193.115	Per ADM Amounts:	\$7,821	\$917	\$1,658	\$10,396

Expenditures by Project for Charter Schools		General Projects	CSP & IIP	State & Federal Projects	Total Project Expenditures
Maricopa County					
Academy of Mathematics and Science, Inc.	078270000	\$6,011,986	\$880,119	\$2,779,103	\$9,671,208
Total Attending ADM: 970.220	Per ADM Amounts:	\$6,197	\$907	\$2,864	\$9,968
Academy with Community Partners Inc	078794000	\$1,540,316	\$158,806	\$221,988	\$1,921,110
Total Attending ADM: 153.196	Per ADM Amounts:	\$10,055	\$1,037	\$1,449	\$12,540
Accelerated Learning Center, Inc.	078979000	\$1,285,836	\$3,728	\$0	\$1,289,564
Total Attending ADM: 155.722	Per ADM Amounts:	\$8,257	\$24	\$0	\$8,281
Acclaim Charter School	078701000	\$2,267,963	\$264,799	\$786,790	\$3,319,552
Total Attending ADM: 263.808	Per ADM Amounts:	\$8,597	\$1,004	\$2,982	\$12,583
AIBT Non-Profit Charter High School - Phoenix	078793000	\$148,444	\$32,200	\$336,438	\$517,082
Total Attending ADM: 97.816	Per ADM Amounts:	\$1,518	\$329	\$3,439	\$5,286
AIBT Non-Profit Charter High School, Inc.	078286000	\$20,770	\$16,189	\$67,585	\$104,544
Total Attending ADM: 18.128	Per ADM Amounts:	\$1,146	\$893	\$3,728	\$5,767
All Aboard Charter School	078967000	\$797,696	\$92,734	\$458,283	\$1,348,713
Total Attending ADM: 87.083	Per ADM Amounts:	\$9,160	\$1,065	\$5,263	\$15,488
Allen-Cochran Enterprises, Inc.	078724000	\$2,638,509	\$148,721	\$292,462	\$3,079,692
Total Attending ADM: 297.007	Per ADM Amounts:	\$8,884	\$501	\$985	\$10,369
American Basic Schools LLC	078989000	\$5,021,272	\$406,804	\$289,069	\$5,717,145
Total Attending ADM: 666.545	Per ADM Amounts:	\$7,533	\$610	\$434	\$8,577
American Charter Schools Foundation d.b.a.	078950000	\$1,938,531	\$202,588	\$836,372	\$2,977,491
Total Attending ADM: 208.961	Per ADM Amounts:	\$9,277	\$970	\$4,003	\$14,249
American Charter Schools Foundation d.b.a. Desert	078947000	\$2,240,977	\$258,181	\$916,372	\$3,415,530
Total Attending ADM: 268.830	Per ADM Amounts:	\$8,336	\$960	\$3,409	\$12,705
American Charter Schools Foundation d.b.a. Estrella	078948000	\$1,630,567	\$164,286	\$616,004	\$2,410,857
Total Attending ADM: 156.273	Per ADM Amounts:	\$10,434	\$1,051	\$3,942	\$15,427
American Charter Schools Foundation d.b.a. Peoria	078951000	\$3,287,326	\$484,240	\$1,038,155	\$4,809,721
Total Attending ADM: 519.430	Per ADM Amounts:	\$6,329	\$932	\$1,999	\$9,260
American Charter Schools Foundation d.b.a. South	078983000	\$3,768,727	\$518,008	\$1,153,298	\$5,440,033
Total Attending ADM: 498.759	Per ADM Amounts:	\$7,556	\$1,039	\$2,312	\$10,907
American Charter Schools Foundation d.b.a. South	078517000	\$3,115,403	\$409,985	\$926,464	\$4,451,852
Total Attending ADM: 423.113	Per ADM Amounts:	\$7,363	\$969	\$2,190	\$10,522
American Charter Schools Foundation d.b.a. Sun	078953000	\$3,049,896	\$394,767	\$921,794	\$4,366,457
Total Attending ADM: 407.065	Per ADM Amounts:	\$7,492	\$970	\$2,264	\$10,727
American Charter Schools Foundation d.b.a. West	078956000	\$3,268,495	\$430,829	\$931,921	\$4,631,245
Total Attending ADM: 443.657	Per ADM Amounts:	\$7,367	\$971	\$2,101	\$10,439
American Charter Schools Foundation dba	118722000	\$1,391,929	\$111,164	\$481,897	\$1,984,990
Total Attending ADM: 120.105	Per ADM Amounts:	\$11,589	\$926	\$4,012	\$16,527
American Leadership Academy, Inc.	078725000	\$83,713,745	\$10,777,520	\$9,068,120	\$103,559,385
Total Attending ADM: 10,648.147	Per ADM Amounts:	\$7,862	\$1,012	\$852	\$9,726
American Virtual Academy	078926000	\$49,397,293	\$9,174,481	\$353,095	\$58,924,869
Total Attending ADM: 6,087.511	Per ADM Amounts:	\$8,115	\$1,507	\$58	\$9,680
Anthem Preparatory Academy	078525000	\$6,349,371	\$681,222	\$367,161	\$7,397,754
Total Attending ADM: 749.351	Per ADM Amounts:	\$8,473	\$909	\$490	\$9,872
Archway Classical Academy Arete	078247000	\$4,164,511	\$430,836	\$380,964	\$4,976,311
Total Attending ADM: 485.069	Per ADM Amounts:	\$8,585	\$888	\$785	\$10,259
Archway Classical Academy Chandler	078597000	\$4,275,351	\$431,362	\$315,829	\$5,022,542
Total Attending ADM: 485.638	Per ADM Amounts:	\$8,804	\$888	\$650	\$10,342
Archway Classical Academy Cicero	078248000	\$4,259,874	\$426,431	\$331,522	\$5,017,827
Total Attending ADM: 480.947	Per ADM Amounts:	\$8,857	\$887	\$689	\$10,433

Expenditures by Project for Charter Schools		General Projects	CSP & IIP	State & Federal Projects	Total Project Expenditures
Maricopa County					
Archway Classical Academy Glendale	078406000	\$4,430,864	\$454,618	\$281,974	\$5,167,456
Total Attending ADM: 511.828	Per ADM Amounts:	\$8,657	\$888	\$551	\$10,096
Archway Classical Academy Lincoln	078234000	\$5,530,270	\$577,021	\$415,369	\$6,522,660
Total Attending ADM: 649.624	Per ADM Amounts:	\$8,513	\$888	\$639	\$10,041
Archway Classical Academy North Phoenix	078214000	\$6,466,809	\$676,805	\$247,144	\$7,390,758
Total Attending ADM: 761.964	Per ADM Amounts:	\$8,487	\$888	\$324	\$9,700
Archway Classical Academy Scottsdale	078590000	\$8,736,953	\$873,754	\$655,312	\$10,266,019
Total Attending ADM: 983.694	Per ADM Amounts:	\$8,882	\$888	\$666	\$10,436
Archway Classical Academy Trivium East	078266000	\$4,108,092	\$426,786	\$299,710	\$4,834,588
Total Attending ADM: 480.486	Per ADM Amounts:	\$8,550	\$888	\$624	\$10,062
Archway Classical Academy Trivium West	078595000	\$7,824,894	\$797,175	\$368,198	\$8,990,267
Total Attending ADM: 897.670	Per ADM Amounts:	\$8,717	\$888	\$410	\$10,015
Archway Classical Academy Veritas	078596000	\$5,912,916	\$584,733	\$405,617	\$6,903,266
Total Attending ADM: 658.307	Per ADM Amounts:	\$8,982	\$888	\$616	\$10,486
Arete Preparatory Academy	078527000	\$4,932,809	\$503,012	\$232,129	\$5,667,950
Total Attending ADM: 543.799	Per ADM Amounts:	\$9,071	\$925	\$427	\$10,423
Arizona Agribusiness & Equine Center INC.	078412000	\$1,211,799	\$83,760	\$116,813	\$1,412,372
Total Attending ADM: 144.452	Per ADM Amounts:	\$8,389	\$580	\$809	\$9,777
Arizona Agribusiness & Equine Center, Inc.	078707000	\$2,421,166	\$194,613	\$218,902	\$2,834,681
Total Attending ADM: 317.380	Per ADM Amounts:	\$7,629	\$613	\$690	\$8,932
Arizona Agribusiness & Equine Center, Inc.	078993000	\$3,401,379	\$322,046	\$702,223	\$4,425,648
Total Attending ADM: 496.236	Per ADM Amounts:	\$6,854	\$649	\$1,415	\$8,918
Arizona Agribusiness & Equine Center, Inc.	078587000	\$3,272,214	\$209,400	\$397,516	\$3,879,130
Total Attending ADM: 451.308	Per ADM Amounts:	\$7,251	\$464	\$881	\$8,595
Arizona Autism Charter Schools, Inc.	078226000	\$12,513,871	\$473,986	\$880,825	\$13,868,682
Total Attending ADM: 454.136	Per ADM Amounts:	\$27,555	\$1,044	\$1,940	\$30,539
Arizona Center for Youth Resources	078723000	\$755,355	\$116,612	\$227,364	\$1,099,331
Total Attending ADM: 98.475	Per ADM Amounts:	\$7,671	\$1,184	\$2,309	\$11,164
Arizona Connections Academy Charter School, Inc.	078511000	\$20,805,426	\$2,635,772	\$2,074,066	\$25,515,264
Total Attending ADM: 2,844.382	Per ADM Amounts:	\$7,315	\$927	\$729	\$8,970
Arizona Education Solutions	078582000	\$11,333,901	\$1,325,406	\$739,014	\$13,398,321
Total Attending ADM: 1,476.950	Per ADM Amounts:	\$7,674	\$897	\$500	\$9,072
Arizona Language Preparatory	078260000	\$698,287	\$49,035	\$156,195	\$903,517
Total Attending ADM: 61.583	Per ADM Amounts:	\$11,339	\$796	\$2,536	\$14,672
Arizona School For The Arts	078722000	\$7,396,297	\$784,386	\$649,213	\$8,829,896
Total Attending ADM: 834.953	Per ADM Amounts:	\$8,858	\$939	\$778	\$10,575
ASU Preparatory Academy	078546000	\$2,883,349	\$592,015	\$965,814	\$4,441,178
Total Attending ADM: 373.863	Per ADM Amounts:	\$7,712	\$1,584	\$2,583	\$11,879
ASU Preparatory Academy	078559000	\$1,101,573	\$97,326	\$420,867	\$1,619,766
Total Attending ADM: 117.900	Per ADM Amounts:	\$9,343	\$825	\$3,570	\$13,738
ASU Preparatory Academy	078207000	\$2,785,704	\$521,224	\$971,501	\$4,278,429
Total Attending ADM: 331.302	Per ADM Amounts:	\$8,408	\$1,573	\$2,932	\$12,914
ASU Preparatory Academy	078208000	\$4,674,971	\$482,023	\$776,928	\$5,933,922
Total Attending ADM: 424.752	Per ADM Amounts:	\$11,006	\$1,135	\$1,829	\$13,970
ASU Preparatory Academy	078205000	\$3,848,385	\$679,614	\$842,424	\$5,370,423
Total Attending ADM: 420.931	Per ADM Amounts:	\$9,143	\$1,615	\$2,001	\$12,758
ASU Preparatory Academy	078250000	\$2,626,092	\$416,677	\$839,151	\$3,881,920
Total Attending ADM: 397.413	Per ADM Amounts:	\$6,608	\$1,048	\$2,112	\$9,768

Expenditures by Project for Charter Schools		General Projects	CSP & IIP	State & Federal Projects	Total Project Expenditures
Maricopa County					
ASU Preparatory Academy	078251000	\$3,229,328	\$484,375	\$517,936	\$4,231,639
Total Attending ADM: 292.591	Per ADM Amounts:	\$11,037	\$1,655	\$1,770	\$14,463
ASU Preparatory Academy	078267000	\$840,365	\$52,271	\$294,456	\$1,187,092
Total Attending ADM: 43.736	Per ADM Amounts:	\$19,214	\$1,195	\$6,733	\$27,142
ASU Preparatory Academy	078277000	\$1,772,512	\$87,300	\$564,418	\$2,424,230
Total Attending ADM: 183.370	Per ADM Amounts:	\$9,666	\$476	\$3,078	\$13,220
ASU Preparatory Academy Digital	078284000	\$27,763,077	\$2,453,595	\$7,799,922	\$38,016,594
Total Attending ADM: 3,741.358	Per ADM Amounts:	\$7,421	\$656	\$2,085	\$10,161
Avondale Learning dba Precision Academy	078614000	\$685,712	\$43,214	\$61,127	\$790,053
Total Attending ADM: 66.877	Per ADM Amounts:	\$10,253	\$646	\$914	\$11,814
AZ Compass Schools, Inc.	078542000	\$2,198,814	\$279,036	\$492,394	\$2,970,244
Total Attending ADM: 240.756	Per ADM Amounts:	\$9,133	\$1,159	\$2,045	\$12,337
Ball Charter Schools (Dobson)	078988000	\$3,779,972	\$396,846	\$980,339	\$5,157,157
Total Attending ADM: 421.983	Per ADM Amounts:	\$8,958	\$940	\$2,323	\$12,221
Ball Charter Schools (Hearn)	078987000	\$4,837,894	\$516,263	\$1,162,916	\$6,517,073
Total Attending ADM: 617.371	Per ADM Amounts:	\$7,836	\$836	\$1,884	\$10,556
Ball Charter Schools (Val Vista)	078586000	\$3,414,616	\$383,989	\$464,868	\$4,263,473
Total Attending ADM: 383.268	Per ADM Amounts:	\$8,909	\$1,002	\$1,213	\$11,124
BASIS Charter Schools, Inc.	078736000	\$9,165,189	\$965,701	\$674,387	\$10,805,277
Total Attending ADM: 1,055.831	Per ADM Amounts:	\$8,681	\$915	\$639	\$10,234
BASIS Charter Schools, Inc.	078575000	\$5,023,361	\$524,847	\$472,496	\$6,020,704
Total Attending ADM: 571.434	Per ADM Amounts:	\$8,791	\$918	\$827	\$10,536
BASIS Charter Schools, Inc.	078588000	\$6,082,688	\$852,950	\$609,899	\$7,545,537
Total Attending ADM: 936.030	Per ADM Amounts:	\$6,498	\$911	\$652	\$8,061
BASIS Charter Schools, Inc.	078589000	\$8,531,229	\$1,051,921	\$770,542	\$10,353,692
Total Attending ADM: 1,126.923	Per ADM Amounts:	\$7,570	\$933	\$684	\$9,188
BASIS Charter Schools, Inc.	078403000	\$5,904,252	\$668,761	\$420,775	\$6,993,788
Total Attending ADM: 727.591	Per ADM Amounts:	\$8,115	\$919	\$578	\$9,612
BASIS Charter Schools, Inc.	078212000	\$5,192,058	\$651,870	\$451,472	\$6,295,400
Total Attending ADM: 717.984	Per ADM Amounts:	\$7,231	\$908	\$629	\$8,768
BASIS Charter Schools, Inc.	078225000	\$5,525,336	\$696,622	\$492,769	\$6,714,727
Total Attending ADM: 769.805	Per ADM Amounts:	\$7,178	\$905	\$640	\$8,723
BASIS Charter Schools, Inc.	078231000	\$4,219,078	\$356,254	\$182,442	\$4,757,774
Total Attending ADM: 400.958	Per ADM Amounts:	\$10,522	\$889	\$455	\$11,866
BASIS Charter Schools, Inc.	078269000	\$2,745,108	\$244,070	\$142,340	\$3,131,518
Total Attending ADM: 269.148	Per ADM Amounts:	\$10,199	\$907	\$529	\$11,635
BASIS Charter Schools, Inc.	078268000	\$4,086,401	\$581,118	\$274,117	\$4,941,636
Total Attending ADM: 654.246	Per ADM Amounts:	\$6,246	\$888	\$419	\$7,553
BASIS Charter Schools, Inc.	078272000	\$5,258,555	\$460,762	\$359,445	\$6,078,762
Total Attending ADM: 518.710	Per ADM Amounts:	\$10,138	\$888	\$693	\$11,719
BASIS Charter Schools, Inc.	078273000	\$3,822,288	\$388,762	\$242,557	\$4,453,607
Total Attending ADM: 438.678	Per ADM Amounts:	\$8,713	\$886	\$553	\$10,152
BASIS Charter Schools, Inc.	078236000	\$4,819,499	\$497,270	\$283,044	\$5,599,813
Total Attending ADM: 559.346	Per ADM Amounts:	\$8,616	\$889	\$506	\$10,011
BASIS Charter Schools, Inc.	078283000	\$4,610,057	\$533,555	\$263,386	\$5,406,998
Total Attending ADM: 600.690	Per ADM Amounts:	\$7,675	\$888	\$438	\$9,001
BASIS Charter Schools, Inc.	078282000	\$3,881,772	\$337,010	\$422,549	\$4,641,331
Total Attending ADM: 379.416	Per ADM Amounts:	\$10,231	\$888	\$1,114	\$12,233

Expenditures by Project for Charter Schools		General Projects	CSP & IIP	State & Federal Projects	Total Project Expenditures
Maricopa County					
BASIS Charter Schools, Inc.	078288000	\$3,503,397	\$338,815	\$246,496	\$4,088,708
Total Attending ADM: 382.452	Per ADM Amounts:	\$9,160	\$886	\$645	\$10,691
BASIS Charter Schools, Inc.	078418000	\$4,720,709	\$615,771	\$418,294	\$5,754,774
Total Attending ADM: 693.359	Per ADM Amounts:	\$6,808	\$888	\$603	\$8,300
Bell Canyon Charter School, Inc	078972000	\$2,294,800	\$231,390	\$1,142,324	\$3,668,514
Total Attending ADM: 273.515	Per ADM Amounts:	\$8,390	\$846	\$4,176	\$13,412
Benchmark School, Inc.	078766000	\$3,275,703	\$307,551	\$124,209	\$3,707,463
Total Attending ADM: 386.879	Per ADM Amounts:	\$8,467	\$795	\$321	\$9,583
Benjamin Franklin Charter School - Queen Creek	078754000	\$21,280,681	\$1,833,378	\$2,163,387	\$25,277,446
Total Attending ADM: 2,785.518	Per ADM Amounts:	\$7,640	\$658	\$777	\$9,075
Blueprint Education	078745000	\$4,389,099	\$487,471	\$749,763	\$5,626,333
Total Attending ADM: 552.289	Per ADM Amounts:	\$7,947	\$883	\$1,358	\$10,187
Bright Beginnings School, Inc.	078762000	\$2,034,923	\$248,075	\$206,516	\$2,489,514
Total Attending ADM: 262.465	Per ADM Amounts:	\$7,753	\$945	\$787	\$9,485
CAFA, Inc. dba Learning Foundation and Performing	078565000	\$863,412	\$80,975	\$706,083	\$1,650,470
Total Attending ADM: 91.165	Per ADM Amounts:	\$9,471	\$888	\$7,745	\$18,104
CAFA, Inc. dba Learning Foundation and Performing	078564000	\$5,538,142	\$706,072	\$1,647,798	\$7,892,012
Total Attending ADM: 727.984	Per ADM Amounts:	\$7,608	\$970	\$2,264	\$10,841
CAFA, Inc. dba Learning Foundation Performing Arts	098749000	\$1,323,553	\$130,157	\$1,055,645	\$2,509,355
Total Attending ADM: 146.536	Per ADM Amounts:	\$9,032	\$888	\$7,204	\$17,124
Calibre Academy	078909000	\$3,040,069	\$1,063,394	\$1,078,731	\$5,182,194
Total Attending ADM: 445.463	Per ADM Amounts:	\$6,825	\$2,387	\$2,422	\$11,633
Cambridge Academy East, Inc	078768000	\$2,338,756	\$263,761	\$264,471	\$2,866,988
Total Attending ADM: 274.935	Per ADM Amounts:	\$8,507	\$959	\$962	\$10,428
Camelback Education, Inc	078959000	\$4,404,587	\$625,697	\$1,239,028	\$6,269,312
Total Attending ADM: 533.807	Per ADM Amounts:	\$8,251	\$1,172	\$2,321	\$11,745
Candeo Schools, Inc.	078534000	\$3,253,451	\$399,688	\$500,187	\$4,153,326
Total Attending ADM: 481.844	Per ADM Amounts:	\$6,752	\$829	\$1,038	\$8,620
Candeo Schools, Inc.	078639000	\$2,181,489	\$189,263	\$0	\$2,370,752
Total Attending ADM: 301.767	Per ADM Amounts:	\$7,229	\$627	\$0	\$7,856
Career Success Schools	078524000	\$7,168,895	\$189,675	\$1,451,862	\$8,810,432
Total Attending ADM: 967.038	Per ADM Amounts:	\$7,413	\$196	\$1,501	\$9,111
CASA Academy	078218000	\$1,216,228	\$205,867	\$776,398	\$2,198,493
Total Attending ADM: 197.428	Per ADM Amounts:	\$6,160	\$1,043	\$3,933	\$11,136
Caurus Academy, Inc	078991000	\$4,875,314	\$454,744	\$647,071	\$5,977,129
Total Attending ADM: 445.254	Per ADM Amounts:	\$10,950	\$1,021	\$1,453	\$13,424
Challenge School, Inc.	078772000	\$3,500,976	\$328,206	\$561,971	\$4,391,153
Total Attending ADM: 386.751	Per ADM Amounts:	\$9,052	\$849	\$1,453	\$11,354
Challenger Basic School, Inc.	078957000	\$1,971,741	\$192,955	\$281,483	\$2,446,179
Total Attending ADM: 314.271	Per ADM Amounts:	\$6,274	\$614	\$896	\$7,784
Chandler Preparatory Academy	078515000	\$6,028,377	\$640,021	\$371,523	\$7,039,921
Total Attending ADM: 691.307	Per ADM Amounts:	\$8,720	\$926	\$537	\$10,183
Choice Academies, Inc.	078549000	\$5,075,069	\$418,177	\$307,591	\$5,800,837
Total Attending ADM: 591.594	Per ADM Amounts:	\$8,579	\$707	\$520	\$9,805
Cholla Academy	078995000	\$4,867,139	\$229,994	\$1,299,373	\$6,396,506
Total Attending ADM: 509.598	Per ADM Amounts:	\$9,551	\$451	\$2,550	\$12,552
Cicero Preparatory Academy	078249000	\$4,788,834	\$457,352	\$374,147	\$5,620,333
Total Attending ADM: 498.245	Per ADM Amounts:	\$9,611	\$918	\$751	\$11,280

Expenditures by Project for Charter Schools		General Projects	CSP & IIP	State & Federal Projects	Total Project Expenditures
Maricopa County					
Concordia Charter School, Inc.	078530000	\$974,830	\$107,632	\$190,300	\$1,272,762
Total Attending ADM: 103.355	Per ADM Amounts:	\$9,432	\$1,041	\$1,841	\$12,314
Copper State Academy	078643000	\$369,095	\$16,819	\$3,248	\$389,162
Total Attending ADM: 14.227	Per ADM Amounts:	\$25,943	\$1,182	\$228	\$27,354
Cornerstone Charter School, Inc	078994000	\$1,615,135	\$207,590	\$349,589	\$2,172,315
Total Attending ADM: 174.391	Per ADM Amounts:	\$9,262	\$1,190	\$2,005	\$12,457
Cortez Park Charter Middle School, Inc.	078975000	\$1,728,476	\$182,071	\$503,988	\$2,414,535
Total Attending ADM: 262.412	Per ADM Amounts:	\$6,587	\$694	\$1,921	\$9,201
Country Gardens Charter Schools	078513000	\$3,865,744	\$410,198	\$433,436	\$4,709,378
Total Attending ADM: 391.046	Per ADM Amounts:	\$9,886	\$1,049	\$1,108	\$12,043
CPLC Community Schools	078608000	\$705,467	\$90,206	\$408,433	\$1,204,106
Total Attending ADM: 74.478	Per ADM Amounts:	\$9,472	\$1,211	\$5,484	\$16,167
Crown Charter School, Inc	078921000	\$3,265,414	\$264,769	\$88,961	\$3,619,144
Total Attending ADM: 325.403	Per ADM Amounts:	\$10,035	\$814	\$273	\$11,122
Daisy Education Corporation dba Paragon Science	078544000	\$3,567,605	\$463,264	\$1,396,844	\$5,427,713
Total Attending ADM: 501.091	Per ADM Amounts:	\$7,120	\$925	\$2,788	\$10,832
Daisy Education Corporation dba. Sonoran Science	078577000	\$1,960,326	\$190,660	\$1,184,978	\$3,335,964
Total Attending ADM: 214.653	Per ADM Amounts:	\$9,133	\$888	\$5,520	\$15,541
Deer Valley Charter Schools, Inc.	078934000	\$182,453	\$7,901	\$115,747	\$306,101
Total Attending ADM: 14.872	Per ADM Amounts:	\$12,268	\$531	\$7,783	\$20,582
Desert Heights Charter Schools	078621000	\$7,566,329	\$727,491	\$1,315,515	\$9,609,335
Total Attending ADM: 869.913	Per ADM Amounts:	\$8,698	\$836	\$1,512	\$11,046
EAGLE College Prep Harmony, LLC	078202000	\$1,746,073	\$78,110	\$551,865	\$2,376,048
Total Attending ADM: 149.936	Per ADM Amounts:	\$11,645	\$521	\$3,681	\$15,847
EAGLE College Prep Maryvale, LLC	078222000	\$2,707,518	\$175,770	\$685,934	\$3,569,222
Total Attending ADM: 373.591	Per ADM Amounts:	\$7,247	\$470	\$1,836	\$9,554
EAGLE College Prep Mesa, LLC.	078223000	\$1,378,657	\$67,398	\$424,104	\$1,870,159
Total Attending ADM: 164.930	Per ADM Amounts:	\$8,359	\$409	\$2,571	\$11,339
EAGLE South Mountain Charter, Inc.	078541000	\$3,396,728	\$217,657	\$1,009,203	\$4,623,588
Total Attending ADM: 437.895	Per ADM Amounts:	\$7,757	\$497	\$2,305	\$10,559
East Mesa Charter Elementary School, Inc.	078509000	\$4,698,520	\$441,493	\$1,393,538	\$6,533,551
Total Attending ADM: 566.878	Per ADM Amounts:	\$8,288	\$779	\$2,458	\$11,525
Edison Project	078573000	\$1,839,270	\$196,101	\$307,520	\$2,342,891
Total Attending ADM: 232.021	Per ADM Amounts:	\$7,927	\$845	\$1,325	\$10,098
Edkey, Inc. - Arizona Conservatory for Arts and	078971000	\$2,568,403	\$324,143	\$807,159	\$3,699,705
Total Attending ADM: 343.810	Per ADM Amounts:	\$7,470	\$943	\$2,348	\$10,761
Edkey, Inc. - Pathfinder Academy	078742000	\$6,431,114	\$814,594	\$916,432	\$8,162,140
Total Attending ADM: 912.200	Per ADM Amounts:	\$7,050	\$893	\$1,005	\$8,948
Edkey, Inc. - Redwood Academy	078740000	\$1,737,588	\$193,107	\$740,727	\$2,671,422
Total Attending ADM: 219.011	Per ADM Amounts:	\$7,934	\$882	\$3,382	\$12,198
Edkey, Inc. - Sequoia Charter School	078915000	\$7,710,322	\$643,419	\$3,121,421	\$11,475,162
Total Attending ADM: 724.044	Per ADM Amounts:	\$10,649	\$889	\$4,311	\$15,849
Edkey, Inc. - Sequoia Choice Schools	078705000	\$26,236,902	\$3,866,592	\$4,006,626	\$34,110,120
Total Attending ADM: 4,233.912	Per ADM Amounts:	\$6,197	\$913	\$946	\$8,056
Edkey, Inc. - Sequoia Pathway Academy	078246000	\$5,267,144	\$742,321	\$1,780,217	\$7,789,682
Total Attending ADM: 813.693	Per ADM Amounts:	\$6,473	\$912	\$2,188	\$9,573
Edkey, Inc. - Sequoia School for the Deaf and Hard	078744000	\$3,222,910	\$83,638	\$457,099	\$3,763,647
Total Attending ADM: 90.242	Per ADM Amounts:	\$35,714	\$927	\$5,065	\$41,706

Expenditures by Project for Charter Schools		General Projects	CSP & IIP	State & Federal Projects	Total Project Expenditures
Maricopa County					
Edkey, Inc. - Sequoia Village School	078917000	\$3,358,041	\$352,635	\$1,107,413	\$4,818,089
Total Attending ADM: 381.997	Per ADM Amounts:	\$8,791	\$923	\$2,899	\$12,613
Educational Options Foundation	078558000	\$1,946,641	\$103,876	\$489,575	\$2,540,092
Total Attending ADM: 552.350	Per ADM Amounts:	\$3,524	\$188	\$886	\$4,599
EduPreneurship, Inc.	078717000	\$394,135	\$59,862	\$174,375	\$628,372
Total Attending ADM: 43.718	Per ADM Amounts:	\$9,015	\$1,369	\$3,989	\$14,373
E-Institute Charter Schools, Inc.	078911000	\$4,737,326	\$1,064,952	\$463,376	\$6,265,654
Total Attending ADM: 735.891	Per ADM Amounts:	\$6,438	\$1,447	\$630	\$8,514
Empower College Prep	078401000	\$6,610,201	\$918,296	\$3,920,035	\$11,448,532
Total Attending ADM: 931.512	Per ADM Amounts:	\$7,096	\$986	\$4,208	\$12,290
Espiritu Community Development Corp.	078711000	\$3,178,802	\$24,851	\$1,785,146	\$4,988,799
Total Attending ADM: 342.654	Per ADM Amounts:	\$9,277	\$73	\$5,210	\$14,559
Espiritu Community Development Corp.	078103000	\$2,922,999	\$19,234	\$1,788,115	\$4,730,348
Total Attending ADM: 406.760	Per ADM Amounts:	\$7,186	\$47	\$4,396	\$11,629
Espiritu Schools	078275000	\$1,745,532	\$42,215	\$310,339	\$2,098,086
Total Attending ADM: 65.617	Per ADM Amounts:	\$26,602	\$643	\$4,730	\$31,975
Estrella Educational Foundation	078239000	\$2,769,409	\$351,078	\$380,362	\$3,500,849
Total Attending ADM: 322.733	Per ADM Amounts:	\$8,581	\$1,088	\$1,179	\$10,848
Ethos Academy - A Challenge Foundation Academy	078254000	\$2,242,022	\$296,668	\$1,036,859	\$3,575,549
Total Attending ADM: 278.181	Per ADM Amounts:	\$8,060	\$1,066	\$3,727	\$12,853
Excalibur Charter Schools, Inc.	078901000	\$2,138,540	\$383,270	\$1,073,357	\$3,595,167
Total Attending ADM: 291.030	Per ADM Amounts:	\$7,348	\$1,317	\$3,688	\$12,353
Fit Kids, Inc. dba Champion Schools	078785000	\$8,684,715	\$1,141,050	\$3,103,914	\$12,929,679
Total Attending ADM: 1,284.647	Per ADM Amounts:	\$6,760	\$888	\$2,416	\$10,065
Franklin Phonetic Primary School, Inc.	078263000	\$812,688	\$77,986	\$497,461	\$1,388,135
Total Attending ADM: 79.187	Per ADM Amounts:	\$10,263	\$985	\$6,282	\$17,530
Freedom Academy, Inc.	078528000	\$2,649,191	\$442,776	\$191,918	\$3,283,885
Total Attending ADM: 350.486	Per ADM Amounts:	\$7,559	\$1,263	\$548	\$9,370
Freedom Preparatory Academy	078638000	\$1,045,299	\$45,637	\$364,689	\$1,455,625
Total Attending ADM: 127.614	Per ADM Amounts:	\$8,191	\$358	\$2,858	\$11,406
Friendly House, Inc.	078611000	\$2,454,626	\$232,212	\$1,794,556	\$4,481,394
Total Attending ADM: 288.235	Per ADM Amounts:	\$8,516	\$806	\$6,226	\$15,548
GAR, LLC dba Student Choice High School	078679000	\$17,491,869	\$1,859,962	\$630,744	\$19,982,575
Total Attending ADM: 1,990.576	Per ADM Amounts:	\$8,787	\$934	\$317	\$10,039
Gem Charter School, Inc.	078774000	\$720,076	\$28,053	\$98,691	\$846,820
Total Attending ADM: 68.360	Per ADM Amounts:	\$10,534	\$410	\$1,444	\$12,388
Genesis Program, Inc.	078708000	\$739,516	\$51,827	\$294,243	\$1,085,586
Total Attending ADM: 58.044	Per ADM Amounts:	\$12,741	\$893	\$5,069	\$18,703
George Gervin Youth Center, Inc.	078585000	\$1,438,060	\$3,754	\$532,385	\$1,974,199
Total Attending ADM: 159.091	Per ADM Amounts:	\$9,039	\$24	\$3,346	\$12,409
Glendale Preparatory Academy	078540000	\$5,534,140	\$545,867	\$299,486	\$6,379,493
Total Attending ADM: 590.085	Per ADM Amounts:	\$9,379	\$925	\$508	\$10,811
Happy Valley East	078594000	\$3,647,969	\$303,484	\$712,507	\$4,663,960
Total Attending ADM: 468.870	Per ADM Amounts:	\$7,780	\$647	\$1,520	\$9,947
Happy Valley School, Inc.	078998000	\$3,814,567	\$385,027	\$1,116,123	\$5,315,717
Total Attending ADM: 505.879	Per ADM Amounts:	\$7,540	\$761	\$2,206	\$10,508
Heritage Academy Gateway, Inc.	078258000	\$5,222,318	\$712,067	\$476,160	\$6,410,545
Total Attending ADM: 761.384	Per ADM Amounts:	\$6,859	\$935	\$625	\$8,420

Expenditures by Project for Charter Schools		General Projects	CSP & IIP	State & Federal Projects	Total Project Expenditures
Maricopa County					
Heritage Academy Laveen, Inc.	078259000	\$4,109,532	\$536,415	\$261,910	\$4,907,857
Total Attending ADM: 570.730	Per ADM Amounts:	\$7,200	\$940	\$459	\$8,599
Heritage Academy, Inc.	078712000	\$10,945,238	\$1,411,018	\$0	\$12,356,256
Total Attending ADM: 1,514.043	Per ADM Amounts:	\$7,229	\$932	\$0	\$8,161
Heritage Elementary School	078985000	\$5,668,799	\$753,028	\$1,713,720	\$8,135,547
Total Attending ADM: 847.819	Per ADM Amounts:	\$6,686	\$888	\$2,021	\$9,596
Highland Prep	078244000	\$3,047,330	\$393,796	\$717,388	\$4,158,514
Total Attending ADM: 489.804	Per ADM Amounts:	\$6,222	\$804	\$1,465	\$8,490
Hirsch Academy A Challenge Foundation	078204000	\$1,278,340	\$162,230	\$721,664	\$2,162,234
Total Attending ADM: 152.728	Per ADM Amounts:	\$8,370	\$1,062	\$4,725	\$14,157
Horizon Community Learning Center, Inc.	078752000	\$6,081,616	\$443,500	\$487,825	\$7,012,941
Total Attending ADM: 706.025	Per ADM Amounts:	\$8,614	\$628	\$691	\$9,933
Horizon Community Learning Center, Inc.	078233000	\$6,041,890	\$499,882	\$627,379	\$7,169,151
Total Attending ADM: 726.280	Per ADM Amounts:	\$8,319	\$688	\$864	\$9,871
Humanities and Sciences Academy of the United	078713000	\$2,153,851	\$172,964	\$340,748	\$2,667,563
Total Attending ADM: 270.995	Per ADM Amounts:	\$7,948	\$638	\$1,257	\$9,844
Imagine Avondale Elementary, Inc.	078535000	\$4,093,649	\$251,961	\$1,165,517	\$5,511,127
Total Attending ADM: 420.853	Per ADM Amounts:	\$9,727	\$599	\$2,769	\$13,095
Imagine Avondale Middle, Inc.	078553000	\$1,888,589	\$143,832	\$519,024	\$2,551,445
Total Attending ADM: 246.667	Per ADM Amounts:	\$7,656	\$583	\$2,104	\$10,344
Imagine Camelback Middle, Inc.	078531000	\$1,299,283	\$97,236	\$716,297	\$2,112,816
Total Attending ADM: 162.480	Per ADM Amounts:	\$7,997	\$598	\$4,409	\$13,004
Imagine Charter Elementary at Camelback, Inc.	078519000	\$3,621,329	\$235,710	\$1,163,513	\$5,020,552
Total Attending ADM: 327.425	Per ADM Amounts:	\$11,060	\$720	\$3,554	\$15,333
Imagine Charter Elementary at Desert West, Inc.	078520000	\$4,869,980	\$460,675	\$1,993,243	\$7,323,898
Total Attending ADM: 650.543	Per ADM Amounts:	\$7,486	\$708	\$3,064	\$11,258
Imagine Coolidge Elementary, Inc.	078536000	\$5,170,571	\$376,779	\$2,027,519	\$7,574,869
Total Attending ADM: 543.218	Per ADM Amounts:	\$9,518	\$694	\$3,732	\$13,944
Imagine Desert West Middle, Inc.	078532000	\$3,301,780	\$346,314	\$987,291	\$4,635,385
Total Attending ADM: 447.674	Per ADM Amounts:	\$7,375	\$774	\$2,205	\$10,354
Imagine Middle at East Mesa, Inc.	078521000	\$1,027,138	\$80,463	\$202,047	\$1,309,648
Total Attending ADM: 121.318	Per ADM Amounts:	\$8,466	\$663	\$1,665	\$10,795
Imagine Middle at Surprise, Inc.	078522000	\$2,886,715	\$203,240	\$478,226	\$3,568,181
Total Attending ADM: 307.318	Per ADM Amounts:	\$9,393	\$661	\$1,556	\$11,611
Imagine Prep Coolidge, Inc.	078547000	\$4,757,362	\$313,825	\$1,065,863	\$6,137,050
Total Attending ADM: 518.200	Per ADM Amounts:	\$9,181	\$606	\$2,057	\$11,843
Imagine Prep Superstition, Inc.	078537000	\$3,301,658	\$270,299	\$966,539	\$4,538,496
Total Attending ADM: 345.598	Per ADM Amounts:	\$9,553	\$782	\$2,797	\$13,132
Imagine Prep Surprise, Inc.	078538000	\$3,892,552	\$287,318	\$331,171	\$4,511,041
Total Attending ADM: 306.871	Per ADM Amounts:	\$12,685	\$936	\$1,079	\$14,700
Imagine Superstition Middle, Inc.	078552000	\$1,137,130	\$86,663	\$261,786	\$1,485,579
Total Attending ADM: 128.424	Per ADM Amounts:	\$8,854	\$675	\$2,038	\$11,568
Incito Schools	078210000	\$2,884,084	\$245,384	\$701,503	\$3,830,971
Total Attending ADM: 237.325	Per ADM Amounts:	\$12,152	\$1,034	\$2,956	\$16,142
Integrity Education Incorporated	078751000	\$0	\$0	\$0	\$0
Total Attending ADM: 24.166	Per ADM Amounts:	\$0	\$0	\$0	\$0
Intelli-School, Inc.	078741000	\$788,740	\$106,329	\$198,863	\$1,093,932
Total Attending ADM: 72.173	Per ADM Amounts:	\$10,928	\$1,473	\$2,755	\$15,157

Expenditures by Project for Charter Schools		General Projects	CSP & IIP	State & Federal Projects	Total Project Expenditures
Maricopa County					
International Commerce Secondary Schools, Inc.	078710000	\$2,618,699	\$207,533	\$432,005	\$3,258,237
Total Attending ADM: 325.334	Per ADM Amounts:	\$8,049	\$638	\$1,328	\$10,015
James Madison Preparatory School	078795000	\$1,644,240	\$130,536	\$90,086	\$1,864,862
Total Attending ADM: 153.483	Per ADM Amounts:	\$10,713	\$850	\$587	\$12,150
James Sandoval Preparatory High School	078928000	\$112,443	\$33,462	\$158,976	\$304,881
Total Attending ADM: 51.447	Per ADM Amounts:	\$2,186	\$650	\$3,090	\$5,926
Kaizen Education Foundation dba Advance U	078240000	\$692,873	\$50,975	\$318,074	\$1,061,922
Total Attending ADM: 57.390	Per ADM Amounts:	\$12,073	\$888	\$5,542	\$18,504
Kaizen Education Foundation dba Discover U	078230000	\$1,250,154	\$107,451	\$506,774	\$1,864,379
Total Attending ADM: 116.262	Per ADM Amounts:	\$10,753	\$924	\$4,359	\$16,036
Kaizen Education Foundation dba El Dorado High	078718000	\$4,807,418	\$551,844	\$1,565,529	\$6,924,791
Total Attending ADM: 674.138	Per ADM Amounts:	\$7,131	\$819	\$2,322	\$10,272
Kaizen Education Foundation dba Gilbert Arts	078570000	\$1,619,495	\$149,813	\$422,626	\$2,191,934
Total Attending ADM: 161.557	Per ADM Amounts:	\$10,024	\$927	\$2,616	\$13,568
Kaizen Education Foundation dba Havasu	078580000	\$1,580,895	\$259,453	\$473,347	\$2,313,695
Total Attending ADM: 198.224	Per ADM Amounts:	\$7,975	\$1,309	\$2,388	\$11,672
Kaizen Education Foundation dba Liberty Arts	078571000	\$2,775,213	\$290,354	\$810,752	\$3,876,319
Total Attending ADM: 310.073	Per ADM Amounts:	\$8,950	\$936	\$2,615	\$12,501
Kaizen Education Foundation dba Maya High	078949000	\$2,714,621	\$337,517	\$883,757	\$3,935,895
Total Attending ADM: 349.265	Per ADM Amounts:	\$7,772	\$966	\$2,530	\$11,269
Kaizen Education Foundation dba Mission Heights	078576000	\$4,041,209	\$422,063	\$609,073	\$5,072,345
Total Attending ADM: 490.376	Per ADM Amounts:	\$8,241	\$861	\$1,242	\$10,344
Kaizen Education Foundation dba South Pointe	078999000	\$2,343,606	\$221,976	\$877,658	\$3,443,240
Total Attending ADM: 281.397	Per ADM Amounts:	\$8,328	\$789	\$3,119	\$12,236
Kaizen Education Foundation dba South Pointe	078765000	\$1,291,321	\$110,276	\$740,427	\$2,142,024
Total Attending ADM: 151.465	Per ADM Amounts:	\$8,526	\$728	\$4,888	\$14,142
Kaizen Education Foundation dba Summit High	078952000	\$1,483,696	\$185,026	\$581,521	\$2,250,243
Total Attending ADM: 190.944	Per ADM Amounts:	\$7,770	\$969	\$3,046	\$11,785
Kaizen Education Foundation dba Tempe	078954000	\$568,858	\$85,754	\$416,602	\$1,071,214
Total Attending ADM: 70.911	Per ADM Amounts:	\$8,022	\$1,209	\$5,875	\$15,106
Kaizen Education Foundation dba Vista Grove	078567000	\$1,109,562	\$59,549	\$542,446	\$1,711,557
Total Attending ADM: 78.050	Per ADM Amounts:	\$14,216	\$763	\$6,950	\$21,929
Kaizen Education Foundation dba Vista Grove	078946000	\$281,114	\$36,030	\$177,814	\$494,958
Total Attending ADM: 30.320	Per ADM Amounts:	\$9,272	\$1,188	\$5,865	\$16,324
Kaleidoscope School	078616000	\$1,378,078	\$230,398	\$897,187	\$2,505,663
Total Attending ADM: 227.307	Per ADM Amounts:	\$6,063	\$1,014	\$3,947	\$11,023
Kestrel Schools, Inc.	138759000	\$74,853	\$2,170	\$97,271	\$174,294
Total Attending ADM: 29.448	Per ADM Amounts:	\$2,542	\$74	\$3,303	\$5,919
Keystone Montessori Charter School, Inc.	078779000	\$2,981,474	\$191,048	\$454,161	\$3,626,683
Total Attending ADM: 182.469	Per ADM Amounts:	\$16,340	\$1,047	\$2,489	\$19,876
Khalsa Montessori Elementary Schools	078759000	\$1,139,226	\$75,014	\$313,028	\$1,527,268
Total Attending ADM: 119.955	Per ADM Amounts:	\$9,497	\$625	\$2,610	\$12,732
LEAD Charter Schools	078968000	\$7,837,762	\$954,442	\$1,771,599	\$10,563,803
Total Attending ADM: 970.107	Per ADM Amounts:	\$8,079	\$984	\$1,826	\$10,889
Legacy Education Group	078507000	\$1,570,421	\$210,279	\$201,295	\$1,981,995
Total Attending ADM: 165.842	Per ADM Amounts:	\$9,469	\$1,268	\$1,214	\$11,951
Legacy Traditional School - Avondale	078416000	\$8,978,357	\$1,119,574	\$1,611,913	\$11,709,844
Total Attending ADM: 1,260.208	Per ADM Amounts:	\$7,125	\$888	\$1,279	\$9,292

Expenditures by Project for Charter Schools		General Projects	CSP & IIP	State & Federal Projects	Total Project Expenditures
Maricopa County					
Legacy Traditional School - Chandler	078417000	\$8,988,859	\$1,000,113	\$1,246,262	\$11,235,234
Total Attending ADM: 1,125.908	Per ADM Amounts:	\$7,984	\$888	\$1,107	\$9,979
Legacy Traditional School - Deer Valley	078642000	\$3,595,135	\$266,578	\$228,828	\$4,090,541
Total Attending ADM: 300.130	Per ADM Amounts:	\$11,979	\$888	\$762	\$13,629
Legacy Traditional School - East Mesa	078413000	\$7,691,900	\$873,148	\$1,229,535	\$9,794,583
Total Attending ADM: 982.757	Per ADM Amounts:	\$7,827	\$888	\$1,251	\$9,966
Legacy Traditional School - East Tucson	108603000	\$3,653,431	\$222,895	\$194,717	\$4,071,043
Total Attending ADM: 251.356	Per ADM Amounts:	\$14,535	\$887	\$775	\$16,196
Legacy Traditional School - Gilbert	078229000	\$7,758,776	\$973,229	\$1,309,033	\$10,041,038
Total Attending ADM: 1,098.289	Per ADM Amounts:	\$7,064	\$886	\$1,192	\$9,142
Legacy Traditional School - Glendale	078408000	\$7,754,070	\$991,349	\$1,614,465	\$10,359,884
Total Attending ADM: 1,115.997	Per ADM Amounts:	\$6,948	\$888	\$1,447	\$9,283
Legacy Traditional School - Goodyear	078635000	\$4,561,032	\$482,921	\$734,339	\$5,778,292
Total Attending ADM: 543.681	Per ADM Amounts:	\$8,389	\$888	\$1,351	\$10,628
Legacy Traditional School - Laveen Village	078215000	\$7,272,266	\$866,650	\$1,261,724	\$9,400,640
Total Attending ADM: 975.274	Per ADM Amounts:	\$7,457	\$889	\$1,294	\$9,639
Legacy Traditional School - Mesa	078641000	\$4,011,631	\$340,071	\$362,507	\$4,714,209
Total Attending ADM: 382.798	Per ADM Amounts:	\$10,480	\$888	\$947	\$12,315
Legacy Traditional School - North Chandler	078409000	\$7,189,809	\$742,649	\$1,074,818	\$9,007,276
Total Attending ADM: 835.150	Per ADM Amounts:	\$8,609	\$889	\$1,287	\$10,785
Legacy Traditional School - North Phoenix	078637000	\$2,976,862	\$479,954	\$614,052	\$4,070,868
Total Attending ADM: 540.110	Per ADM Amounts:	\$5,512	\$889	\$1,137	\$7,537
Legacy Traditional School - Peoria	078407000	\$5,650,000	\$738,374	\$841,283	\$7,229,657
Total Attending ADM: 831.210	Per ADM Amounts:	\$6,797	\$888	\$1,012	\$8,698
Legacy Traditional School - Phoenix	078415000	\$8,982,452	\$1,100,670	\$1,564,782	\$11,647,904
Total Attending ADM: 1,238.933	Per ADM Amounts:	\$7,250	\$888	\$1,263	\$9,402
Legacy Traditional School - Surprise	078274000	\$15,203,100	\$1,971,167	\$2,040,474	\$19,214,741
Total Attending ADM: 2,238.451	Per ADM Amounts:	\$6,792	\$881	\$912	\$8,584
Legacy Traditional School - West Surprise	078636000	\$7,449,603	\$961,937	\$938,821	\$9,350,361
Total Attending ADM: 1,082.732	Per ADM Amounts:	\$6,880	\$888	\$867	\$8,636
Liberty Traditional Charter School	078784000	\$3,249,818	\$458,571	\$1,523,895	\$5,232,284
Total Attending ADM: 514.176	Per ADM Amounts:	\$6,320	\$892	\$2,964	\$10,176
Lincoln Preparatory Academy	078235000	\$4,661,077	\$502,868	\$153,760	\$5,317,705
Total Attending ADM: 549.645	Per ADM Amounts:	\$8,480	\$915	\$280	\$9,675
Little Lamb Community School	078997000	\$1,688,119	\$87,068	\$250,205	\$2,025,392
Total Attending ADM: 138.318	Per ADM Amounts:	\$12,205	\$629	\$1,809	\$14,643
Madison Highland Prep	078219000	\$3,678,962	\$409,199	\$1,144,828	\$5,232,989
Total Attending ADM: 473.673	Per ADM Amounts:	\$7,767	\$864	\$2,417	\$11,048
Maricopa County Community College District dba	078647000	\$2,306,433	\$226,908	\$648,854	\$3,182,195
Total Attending ADM: 309.191	Per ADM Amounts:	\$7,460	\$734	\$2,099	\$10,292
Maryvale Preparatory Academy	078592000	\$8,304,489	\$763,374	\$968,243	\$10,036,106
Total Attending ADM: 845.775	Per ADM Amounts:	\$9,819	\$903	\$1,145	\$11,866
MCCCD on behalf of Phoenix College Preparatory	078743000	\$1,989,595	\$319,098	\$424,120	\$2,732,813
Total Attending ADM: 216.567	Per ADM Amounts:	\$9,187	\$1,473	\$1,958	\$12,619
Metropolitan Arts Institute, Inc.	078906000	\$1,921,347	\$227,954	\$124,454	\$2,273,755
Total Attending ADM: 251.510	Per ADM Amounts:	\$7,639	\$906	\$495	\$9,040
Midtown Primary School	078976000	\$1,508,086	\$90,027	\$367,872	\$1,965,985
Total Attending ADM: 95.096	Per ADM Amounts:	\$15,859	\$947	\$3,868	\$20,674

Expenditures by Project for Charter Schools		General Projects	CSP & IIP	State & Federal Projects	Total Project Expenditures
Maricopa County					
Milestones Charter School	078791000	\$3,077,389	\$201,584	\$181,600	\$3,460,573
Total Attending ADM: 193.143	Per ADM Amounts:	\$15,933	\$1,044	\$940	\$17,917
Montessori Academy, Inc.	078977000	\$1,776,233	\$150,270	\$201,786	\$2,128,289
Total Attending ADM: 142.429	Per ADM Amounts:	\$12,471	\$1,055	\$1,417	\$14,943
Montessori Day Public Schools Chartered, Inc.	078758000	\$1,825,919	\$26,285	\$180,093	\$2,032,297
Total Attending ADM: 186.941	Per ADM Amounts:	\$9,767	\$141	\$963	\$10,871
Montessori Education Centre Charter School	078763000	\$3,389,515	\$242,499	\$293,377	\$3,925,391
Total Attending ADM: 401.332	Per ADM Amounts:	\$8,446	\$604	\$731	\$9,781
Morrison Education Group, Inc.	078556000	\$4,112,318	\$20,766	\$1,160,268	\$5,293,352
Total Attending ADM: 526.685	Per ADM Amounts:	\$7,808	\$39	\$2,203	\$10,050
Morrison Education Group, Inc.	078640000	\$2,815,648	\$11,498	\$169,742	\$2,996,888
Total Attending ADM: 291.644	Per ADM Amounts:	\$9,654	\$39	\$582	\$10,276
New Horizon High School, Inc.	078617000	\$0	\$0	\$0	\$0
Total Attending ADM: 57.330	Per ADM Amounts:	\$0	\$0	\$0	\$0
New Horizon School for the Performing Arts	078771000	\$1,103,018	\$143,879	\$530,859	\$1,777,756
Total Attending ADM: 142.848	Per ADM Amounts:	\$7,722	\$1,007	\$3,716	\$12,445
New Learning Ventures, Inc.	078692000	\$993,338	\$113,464	\$158,523	\$1,265,325
Total Attending ADM: 106.913	Per ADM Amounts:	\$9,291	\$1,061	\$1,483	\$11,835
New School For The Arts	078903000	\$1,934,470	\$197,572	\$189,937	\$2,321,979
Total Attending ADM: 173.141	Per ADM Amounts:	\$11,173	\$1,141	\$1,097	\$13,411
New School for the Arts Middle School	078981000	\$543,216	\$81,887	\$107,440	\$732,543
Total Attending ADM: 81.833	Per ADM Amounts:	\$6,638	\$1,001	\$1,313	\$8,952
New World Educational Center	078760000	\$1,774,926	\$174,114	\$721,920	\$2,670,959
Total Attending ADM: 162.743	Per ADM Amounts:	\$10,906	\$1,070	\$4,436	\$16,412
Noah Webster Schools - Mesa	078930000	\$6,489,947	\$403,447	\$840,828	\$7,734,222
Total Attending ADM: 636.553	Per ADM Amounts:	\$10,195	\$634	\$1,321	\$12,150
Noah Webster Schools-Pima	078261000	\$3,297,582	\$251,250	\$522,214	\$4,071,046
Total Attending ADM: 296.689	Per ADM Amounts:	\$11,115	\$847	\$1,760	\$13,722
North Phoenix Preparatory Academy	078584000	\$4,183,317	\$444,628	\$281,968	\$4,909,913
Total Attending ADM: 478.573	Per ADM Amounts:	\$8,741	\$929	\$589	\$10,259
North Star Charter School, Inc.	078945000	\$7,557,015	\$1,230,539	\$1,566,049	\$10,353,603
Total Attending ADM: 1,144.816	Per ADM Amounts:	\$6,601	\$1,075	\$1,368	\$9,044
Ombudsman Educational Services, Ltd., a subsidiary	078767000	\$8,680,099	\$1,354,473	\$1,071,428	\$11,106,000
Total Attending ADM: 1,302.131	Per ADM Amounts:	\$6,666	\$1,040	\$823	\$8,529
P.L.C. Charter Schools	078907000	\$6,500,101	\$332,595	\$3,469,564	\$10,302,260
Total Attending ADM: 894.799	Per ADM Amounts:	\$7,264	\$372	\$3,877	\$11,513
Pan-American Elementary Charter	078940000	\$9,490,631	\$1,034,344	\$2,656,980	\$13,181,955
Total Attending ADM: 1,087.048	Per ADM Amounts:	\$8,731	\$952	\$2,444	\$12,126
Paragon Management, Inc.	078912000	\$22,842,487	\$1,713,886	\$1,816,839	\$26,373,212
Total Attending ADM: 2,722.352	Per ADM Amounts:	\$8,391	\$630	\$667	\$9,688
Paramount Education Studies Inc	078905000	\$0	\$0	\$0	\$0
Total Attending ADM: 184.552	Per ADM Amounts:	\$0	\$0	\$0	\$0
PAS Charter, Inc., dba Intelli-School	078963000	\$1,229,750	\$194,348	\$427,273	\$1,851,371
Total Attending ADM: 141.314	Per ADM Amounts:	\$8,702	\$1,375	\$3,024	\$13,101
Pathfinder Charter School Foundation	078792000	\$3,419,979	\$393,284	\$1,067,815	\$4,881,078
Total Attending ADM: 455.626	Per ADM Amounts:	\$7,506	\$863	\$2,344	\$10,713
Pathways In Education-Arizona, Inc.	078216000	\$1,042,012	\$209,160	\$215,569	\$1,466,741
Total Attending ADM: 186.309	Per ADM Amounts:	\$5,593	\$1,123	\$1,157	\$7,873

Expenditures by Project for Charter Schools		General Projects	CSP & IIP	State & Federal Projects	Total Project Expenditures
Maricopa County					
Pensar Academy	078238000	\$2,119,161	\$173,154	\$588,092	\$2,880,407
Total Attending ADM: 211.746	Per ADM Amounts:	\$10,008	\$818	\$2,777	\$13,603
Phoenix Advantage Charter School, Inc.	078714000	\$0	\$0	\$0	\$0
Total Attending ADM: 176.867	Per ADM Amounts:	\$0	\$0	\$0	\$0
Phoenix Education Management, LLC,	078716000	\$3,437,642	\$452,493	\$0	\$3,890,135
Total Attending ADM: 425.736	Per ADM Amounts:	\$8,075	\$1,063	\$0	\$9,137
Phoenix International Academy	078693000	\$1,412,308	\$62,428	\$830,127	\$2,304,863
Total Attending ADM: 29.320	Per ADM Amounts:	\$48,169	\$2,129	\$28,313	\$78,611
Phoenix School of Academic Excellence The	078776000	\$888,806	\$77,441	\$287,905	\$1,254,152
Total Attending ADM: 96.146	Per ADM Amounts:	\$9,244	\$805	\$2,994	\$13,044
Pillar Charter School	078504000	\$259,008	\$30,451	\$89,946	\$379,405
Total Attending ADM: 25.693	Per ADM Amounts:	\$10,081	\$1,185	\$3,501	\$14,767
Pinnacle Education-Tempe, Inc.	078726000	\$1,417,024	\$300,465	\$0	\$1,717,489
Total Attending ADM: 286.617	Per ADM Amounts:	\$4,944	\$1,048	\$0	\$5,992
Pinnacle Education-WMCB, Inc.	078920000	\$389,383	\$135,552	\$0	\$524,935
Total Attending ADM: 124.135	Per ADM Amounts:	\$3,137	\$1,092	\$0	\$4,229
Pioneer Preparatory School	078550000	\$3,525,439	\$344,449	\$1,629,537	\$5,499,425
Total Attending ADM: 369.267	Per ADM Amounts:	\$9,547	\$933	\$4,413	\$14,893
Pointe Schools	078925000	\$6,323,293	\$572,626	\$916,182	\$7,812,101
Total Attending ADM: 689.173	Per ADM Amounts:	\$9,175	\$831	\$1,329	\$11,335
Premier Charter High School	078939000	\$1,425,208	\$275,968	\$614,611	\$2,315,787
Total Attending ADM: 145.723	Per ADM Amounts:	\$9,780	\$1,894	\$4,218	\$15,892
Reid Traditional Schools' Painted Rock Academy	078209000	\$3,917,154	\$287,035	\$378,454	\$4,582,643
Total Attending ADM: 472.827	Per ADM Amounts:	\$8,285	\$607	\$800	\$9,692
Reid Traditional Schools' Valley Academy, Inc.	078749000	\$4,697,969	\$214,985	\$486,424	\$5,399,378
Total Attending ADM: 638.222	Per ADM Amounts:	\$7,361	\$337	\$762	\$8,460
Research Based Education Corporation	078560000	\$896,457	\$72,716	\$238,481	\$1,207,654
Total Attending ADM: 90.478	Per ADM Amounts:	\$9,908	\$804	\$2,636	\$13,347
Ridgeline Academy, Inc.	078609000	\$6,532,420	\$810,493	\$481,669	\$7,824,582
Total Attending ADM: 912.553	Per ADM Amounts:	\$7,158	\$888	\$528	\$8,574
Rosefield Charter Elementary School, Inc.	078508000	\$4,673,504	\$96,442	\$1,118,000	\$5,887,946
Total Attending ADM: 500.954	Per ADM Amounts:	\$9,329	\$193	\$2,232	\$11,753
RSD Charter School, Inc.	078735000	\$0	\$0	\$0	\$0
Total Attending ADM: 12.635	Per ADM Amounts:	\$0	\$0	\$0	\$0
Sage Academy, Inc.	078688000	\$1,460,175	\$191,855	\$397,026	\$2,049,056
Total Attending ADM: 140.871	Per ADM Amounts:	\$10,365	\$1,362	\$2,818	\$14,546
Salt River Pima-Maricopa Community Schools	078656000	\$31,692	\$5,980	\$1,906,619	\$1,944,291
Total Attending ADM: 49.694	Per ADM Amounts:	\$638	\$120	\$38,367	\$39,125
San Tan Montessori School, Inc.	078539000	\$7,491,227	\$802,097	\$386,168	\$8,679,492
Total Attending ADM: 820.155	Per ADM Amounts:	\$9,134	\$978	\$471	\$10,583
SC Jensen Corporation, Inc. dba Intelli-School	078962000	\$560,911	\$98,884	\$191,715	\$851,510
Total Attending ADM: 65.030	Per ADM Amounts:	\$8,625	\$1,521	\$2,948	\$13,094
Scholars Academy Sunnyslope	078624000	\$876,724	\$114,262	\$250,496	\$1,241,482
Total Attending ADM: 107.545	Per ADM Amounts:	\$8,152	\$1,062	\$2,329	\$11,544
Scottsdale Country Day School	078243000	\$1,121,027	\$132,611	\$175,859	\$1,429,497
Total Attending ADM: 136.554	Per ADM Amounts:	\$8,209	\$971	\$1,288	\$10,468
Scottsdale Preparatory Academy	078533000	\$7,397,165	\$780,165	\$504,101	\$8,681,431
Total Attending ADM: 846.081	Per ADM Amounts:	\$8,743	\$922	\$596	\$10,261

Expenditures by Project for Charter Schools

General
Projects

CSP & IIP

State &
Federal
ProjectsTotal Project
Expenditures

Maricopa County

Self Development Academy-Phoenix	078256000	\$2,241,773	\$98,906	\$678,329	\$3,019,008
Total Attending ADM: 266.138	Per ADM Amounts:	\$8,423	\$372	\$2,549	\$11,344
Self Development Charter School	078796000	\$3,293,549	\$147,913	\$332,232	\$3,773,694
Total Attending ADM: 435.152	Per ADM Amounts:	\$7,569	\$340	\$763	\$8,672
Self Development Eastmark Academy	078694000	\$0	\$0	\$0	\$0
Total Attending ADM: 10.641	Per ADM Amounts:	\$0	\$0	\$0	\$0
Self Development Scottsdale Academy	078695000	\$0	\$0	\$0	\$0
Total Attending ADM: 64.935	Per ADM Amounts:	\$0	\$0	\$0	\$0
Skyline Gila River Schools, LLC	078566000	\$3,389,416	\$186,089	\$734,597	\$4,310,102
Total Attending ADM: 222.528	Per ADM Amounts:	\$15,231	\$836	\$3,301	\$19,369
Skyline Schools, Inc.	078914000	\$2,703,450	\$114,175	\$389,268	\$3,206,893
Total Attending ADM: 181.816	Per ADM Amounts:	\$14,869	\$628	\$2,141	\$17,638
Somerset Academy Arizona, Inc.	078622000	\$1,056,371	\$90,840	\$490,748	\$1,637,959
Total Attending ADM: 148.949	Per ADM Amounts:	\$7,092	\$610	\$3,295	\$10,997
South Phoenix Academy Inc.	078599000	\$1,889,669	\$282,719	\$667,509	\$2,839,897
Total Attending ADM: 306.043	Per ADM Amounts:	\$6,175	\$924	\$2,181	\$9,279
South Valley Academy, Inc.	078578000	\$1,637,149	\$174,301	\$550,092	\$2,361,542
Total Attending ADM: 256.391	Per ADM Amounts:	\$6,385	\$680	\$2,146	\$9,211
Southwest Leadership Academy	078228000	\$2,326,027	\$196,287	\$661,258	\$3,183,572
Total Attending ADM: 242.089	Per ADM Amounts:	\$9,608	\$811	\$2,731	\$13,150
STEP UP Schools, Inc.	078634000	\$541,932	\$65,161	\$333,713	\$940,806
Total Attending ADM: 51.043	Per ADM Amounts:	\$10,617	\$1,277	\$6,538	\$18,432
Stepping Stones Academy	078781000	\$1,770,362	\$192,766	\$292,703	\$2,255,831
Total Attending ADM: 191.843	Per ADM Amounts:	\$9,228	\$1,005	\$1,526	\$11,759
Success School	078924000	\$6,449,748	\$818,092	\$2,763,783	\$10,031,623
Total Attending ADM: 925.027	Per ADM Amounts:	\$6,972	\$884	\$2,988	\$10,845
Synergy Public School, Inc.	078237000	\$3,350,691	\$464,304	\$1,830,328	\$5,645,323
Total Attending ADM: 472.215	Per ADM Amounts:	\$7,096	\$983	\$3,876	\$11,955
Tempe Preparatory Academy	078761000	\$4,403,752	\$371,912	\$258,406	\$5,034,070
Total Attending ADM: 445.844	Per ADM Amounts:	\$9,877	\$834	\$580	\$11,291
The Boys & Girls Clubs of the Valley	078613000	\$2,127,244	\$227,156	\$518,800	\$2,873,200
Total Attending ADM: 218.842	Per ADM Amounts:	\$9,720	\$1,038	\$2,371	\$13,129
The Farm at Mission Montessori Academy	078213000	\$421,893	\$20,932	\$105,927	\$548,752
Total Attending ADM: 46.558	Per ADM Amounts:	\$9,062	\$450	\$2,275	\$11,786
The French American School of Arizona	078696000	\$806,405	\$28,176	\$134,362	\$968,943
Total Attending ADM: 47.229	Per ADM Amounts:	\$17,074	\$597	\$2,845	\$20,516
The Odyssey Preparatory Academy, Inc.	078561000	\$24,929,778	\$2,606,103	\$1,728,521	\$29,264,402
Total Attending ADM: 3,337.526	Per ADM Amounts:	\$7,470	\$781	\$518	\$8,768
The Paideia Academies, Inc	078206000	\$5,267,163	\$703,818	\$2,242,471	\$8,213,452
Total Attending ADM: 756.906	Per ADM Amounts:	\$6,959	\$930	\$2,963	\$10,851
Think Through Academy	078411000	\$497,628	\$33,699	\$260,853	\$792,180
Total Attending ADM: 38.650	Per ADM Amounts:	\$12,875	\$872	\$6,749	\$20,496
Trivium Preparatory Academy	078591000	\$7,924,340	\$839,262	\$325,269	\$9,088,871
Total Attending ADM: 904.514	Per ADM Amounts:	\$8,761	\$928	\$360	\$10,048
Twenty First Century Charter School, Inc. Bennett	078630000	\$1,519,587	\$184,504	\$250,235	\$1,954,326
Total Attending ADM: 137.891	Per ADM Amounts:	\$11,020	\$1,338	\$1,815	\$14,173
Valley of the Sun Waldon Education Association	078964000	\$2,507,342	\$156,598	\$186,071	\$2,850,011
Total Attending ADM: 282.252	Per ADM Amounts:	\$8,883	\$555	\$659	\$10,097

Expenditures by Project for Charter Schools		General Projects	CSP & IIP	State & Federal Projects	Total Project Expenditures
Maricopa County					
Valor Preparatory Academy, LLC	078104000	\$1,049,382	\$180,335	\$173,055	\$1,402,772
Total Attending ADM: 124.769	Per ADM Amounts:	\$8,411	\$1,445	\$1,387	\$11,243
Vector School District, Inc.	078562000	\$1,595,358	\$177,977	\$506,956	\$2,280,291
Total Attending ADM: 191.789	Per ADM Amounts:	\$8,318	\$928	\$2,643	\$11,890
Veritas Preparatory Academy	078984000	\$7,409,248	\$726,088	\$434,853	\$8,570,189
Total Attending ADM: 787.667	Per ADM Amounts:	\$9,407	\$922	\$552	\$10,880
Victory Collegiate Academy Corporation	078410000	\$2,547,210	\$241,078	\$1,103,514	\$3,891,802
Total Attending ADM: 331.194	Per ADM Amounts:	\$7,691	\$728	\$3,332	\$11,751
Villa Montessori Charter School	078715000	\$6,333,283	\$392,792	\$412,737	\$7,138,812
Total Attending ADM: 460.615	Per ADM Amounts:	\$13,750	\$853	\$896	\$15,498
Vista Charter School	078960000	\$134,515	\$16,760	\$44,863	\$196,138
Total Attending ADM: 9.216	Per ADM Amounts:	\$14,596	\$1,819	\$4,868	\$21,282
Vista College Preparatory, Inc.	078224000	\$9,833,650	\$1,223,070	\$1,921,715	\$12,978,435
Total Attending ADM: 965.703	Per ADM Amounts:	\$10,183	\$1,267	\$1,990	\$13,439
West Gilbert Charter Elementary School, Inc.	078935000	\$2,332,198	\$104,410	\$387,322	\$2,823,930
Total Attending ADM: 117.513	Per ADM Amounts:	\$19,846	\$888	\$3,296	\$24,031
West Gilbert Charter Middle School, Inc.	078974000	\$1,227,919	\$72,805	\$279,689	\$1,580,413
Total Attending ADM: 141.266	Per ADM Amounts:	\$8,692	\$515	\$1,980	\$11,187
West Valley Arts and Technology Academy, Inc.	078548000	\$1,828,968	\$271,447	\$673,167	\$2,773,582
Total Attending ADM: 260.402	Per ADM Amounts:	\$7,024	\$1,042	\$2,585	\$10,651
Western School of Science and Technology, Inc.	078221000	\$3,816,189	\$506,048	\$1,631,510	\$5,953,747
Total Attending ADM: 524.648	Per ADM Amounts:	\$7,274	\$965	\$3,110	\$11,348
Maricopa Totals		\$1,286,908,766	\$140,757,210	\$224,677,784	\$1,652,343,759
Total Attending ADM: 158,377.185	Per ADM Amounts:	\$8,126	\$889	\$1,419	\$10,433

Expenditures by Project for Charter Schools		General Projects	CSP & IIP	State & Federal Projects	Total Project Expenditures
Mohave County					
Academy of Building Industries, Inc.	088704000	\$1,097,302	\$69,009	\$141,245	\$1,307,556
Total Attending ADM: 102.611	Per ADM Amounts:	\$10,694	\$673	\$1,377	\$12,743
Desert Star Academy	088705000	\$3,983,872	\$457,816	\$703,146	\$5,144,834
Total Attending ADM: 465.374	Per ADM Amounts:	\$8,561	\$984	\$1,511	\$11,055
Kingman Academy Of Learning	088620000	\$10,212,816	\$811,632	\$1,383,931	\$12,408,379
Total Attending ADM: 1,285.845	Per ADM Amounts:	\$7,942	\$631	\$1,076	\$9,650
Masada Charter School, Inc.	088759000	\$2,917,131	\$285,802	\$1,405,054	\$4,607,987
Total Attending ADM: 472.630	Per ADM Amounts:	\$6,172	\$605	\$2,973	\$9,750
Mohave Accelerated Elementary School, Inc.	088703000	\$3,989,735	\$306,618	\$827,972	\$5,124,325
Total Attending ADM: 492.617	Per ADM Amounts:	\$8,099	\$622	\$1,681	\$10,402
Mohave Accelerated Learning Center	088758000	\$4,824,151	\$249,111	\$1,020,806	\$6,094,068
Total Attending ADM: 485.448	Per ADM Amounts:	\$9,938	\$513	\$2,103	\$12,553
Telesis Center for Learning, Inc.	088702000	\$2,321,268	\$297,291	\$842,038	\$3,460,597
Total Attending ADM: 279.455	Per ADM Amounts:	\$8,306	\$1,064	\$3,013	\$12,383
Young Scholars Academy Charter School Corp.	088755000	\$3,083,141	\$301,561	\$373,210	\$3,757,912
Total Attending ADM: 392.346	Per ADM Amounts:	\$7,858	\$769	\$951	\$9,578
Mohave Totals		\$32,429,416	\$2,778,840	\$6,697,402	\$41,905,658
Total Attending ADM: 3,976.326	Per ADM Amounts:	\$8,156	\$699	\$1,684	\$10,539

Expenditures by Project for Charter Schools		General Projects	CSP & IIP	State & Federal Projects	Total Project Expenditures
Navajo County					
Career Development, Inc.	098745000	\$618,129	\$37,926	\$345,812	\$1,001,867
Total Attending ADM: 51.210	Per ADM Amounts:	\$12,070	\$741	\$6,753	\$19,564
Shonto Governing Board of Education, Inc.	098746000	\$891,002	\$43,576	\$547,959	\$1,482,537
Total Attending ADM: 72.093	Per ADM Amounts:	\$12,359	\$604	\$7,601	\$20,564
Navajo Totals		\$1,509,131	\$81,502	\$893,771	\$2,484,404
Total Attending ADM: 123.303	Per ADM Amounts:	\$12,239	\$661	\$7,249	\$20,149

Expenditures by Project for Charter Schools		General Projects	CSP & IIP	State & Federal Projects	Total Project Expenditures
Pima County					
Academy Del Sol, Inc.	108734000	\$5,809,363	\$550,645	\$769,247	\$7,129,255
Total Attending ADM: 672.001	Per ADM Amounts:	\$8,645	\$819	\$1,145	\$10,609
Academy of Mathematics and Science South, Inc.	078242000	\$36,581,847	\$4,802,353	\$14,002,486	\$55,386,686
Total Attending ADM: 5,297.674	Per ADM Amounts:	\$6,905	\$907	\$2,643	\$10,455
Academy of Mathematics and Science, Inc.	108713000	\$7,361,799	\$885,628	\$1,529,243	\$9,776,670
Total Attending ADM: 985.120	Per ADM Amounts:	\$7,473	\$899	\$1,552	\$9,924
Academy of Tucson, Inc.	108665000	\$4,522,132	\$641,908	\$675,673	\$5,839,713
Total Attending ADM: 525.801	Per ADM Amounts:	\$8,600	\$1,221	\$1,285	\$11,106
Accelerated Elementary and Secondary Schools	108767000	\$0	\$0	\$0	\$0
Total Attending ADM: 218.479	Per ADM Amounts:	\$0	\$0	\$0	\$0
American Charter Schools Foundation d.b.a. Alta	108794000	\$3,578,137	\$479,235	\$1,208,112	\$5,265,484
Total Attending ADM: 458.287	Per ADM Amounts:	\$7,808	\$1,046	\$2,636	\$11,489
Aprender Tucson	108785000	\$1,871,554	\$220,700	\$1,020,449	\$3,112,703
Total Attending ADM: 212.004	Per ADM Amounts:	\$8,828	\$1,041	\$4,813	\$14,682
Arizona Community Development Corporation	108709000	\$12,695,871	\$1,581,449	\$5,575,524	\$19,852,844
Total Attending ADM: 1,932.552	Per ADM Amounts:	\$6,569	\$818	\$2,885	\$10,273
BASIS Charter Schools, Inc.	108725000	\$6,049,538	\$634,955	\$344,179	\$7,028,672
Total Attending ADM: 714.670	Per ADM Amounts:	\$8,465	\$888	\$482	\$9,835
BASIS Charter Schools, Inc.	108737000	\$6,429,447	\$779,681	\$603,142	\$7,812,270
Total Attending ADM: 858.775	Per ADM Amounts:	\$7,487	\$908	\$702	\$9,097
BASIS Charter Schools, Inc.	108404000	\$5,260,821	\$548,847	\$385,504	\$6,195,172
Total Attending ADM: 617.913	Per ADM Amounts:	\$8,514	\$888	\$624	\$10,026
Blue Adobe Project	108501000	\$826,910	\$50,892	\$114,506	\$992,308
Total Attending ADM: 75.397	Per ADM Amounts:	\$10,967	\$675	\$1,519	\$13,161
Canyon Rose Academy, Inc.	108715000	\$2,289,169	\$333,944	\$108,340	\$2,731,453
Total Attending ADM: 273.932	Per ADM Amounts:	\$8,357	\$1,219	\$395	\$9,971
Carden of Tucson, Inc.	108777000	\$465,435	\$53,636	\$145,616	\$664,687
Total Attending ADM: 50.366	Per ADM Amounts:	\$9,241	\$1,065	\$2,891	\$13,197
CITY Center for Collaborative Learning	108720000	\$3,853,433	\$298,823	\$663,462	\$4,815,718
Total Attending ADM: 327.476	Per ADM Amounts:	\$11,767	\$913	\$2,026	\$14,706
Co-Learn Club, Inc.	108740000	\$1,108,051	\$184,018	\$0	\$1,292,069
Total Attending ADM: 174.817	Per ADM Amounts:	\$6,338	\$1,053	\$0	\$7,391
Compass High School, Inc.	108788000	\$4,119,919	\$455,302	\$396,476	\$4,971,697
Total Attending ADM: 423.623	Per ADM Amounts:	\$9,725	\$1,075	\$936	\$11,736
CPLC Community Schools dba Hiaki High School	108505000	\$725,336	\$150,405	\$455,839	\$1,331,580
Total Attending ADM: 76.693	Per ADM Amounts:	\$9,458	\$1,961	\$5,944	\$17,362
CPLC Community Schools dba Toltecalli High	108793000	\$1,177,007	\$231,315	\$413,932	\$1,822,254
Total Attending ADM: 141.907	Per ADM Amounts:	\$8,294	\$1,630	\$2,917	\$12,841
Daisy Education Corporation dba Sonoran Science	108666000	\$5,967,338	\$680,169	\$1,422,067	\$8,069,574
Total Attending ADM: 740.081	Per ADM Amounts:	\$8,063	\$919	\$1,922	\$10,904
Daisy Education Corporation dba Sonoran Science	108502000	\$2,876,805	\$344,252	\$1,538,059	\$4,759,116
Total Attending ADM: 374.855	Per ADM Amounts:	\$7,674	\$918	\$4,103	\$12,696
Daisy Education Corporation dba Sonoran Science	108503000	\$2,720,013	\$374,568	\$1,168,250	\$4,262,831
Total Attending ADM: 421.644	Per ADM Amounts:	\$6,451	\$888	\$2,771	\$10,110
Daisy Education Corporation dba. Sonoran Science	108504000	\$1,666,157	\$149,756	\$674,771	\$2,490,684
Total Attending ADM: 154.297	Per ADM Amounts:	\$10,798	\$971	\$4,373	\$16,142
Desert Rose Academy, Inc.	108787000	\$1,054,027	\$216,495	\$74,451	\$1,344,973
Total Attending ADM: 150.078	Per ADM Amounts:	\$7,023	\$1,443	\$496	\$8,962

Expenditures by Project for Charter Schools		General Projects	CSP & IIP	State & Federal Projects	Total Project Expenditures
Pima County					
Desert Sky Community School, Inc.	108732000	\$388,286	\$41,947	\$152,779	\$583,012
Total Attending ADM: 43.777	Per ADM Amounts:	\$8,870	\$958	\$3,490	\$13,318
Eastpointe High School, Inc.	108781000	\$2,160,135	\$107,169	\$404,438	\$2,671,742
Total Attending ADM: 211.603	Per ADM Amounts:	\$10,208	\$506	\$1,911	\$12,626
Ed Ahead	108506000	\$273,100	\$27,667	\$263,096	\$563,863
Total Attending ADM: 31.700	Per ADM Amounts:	\$8,615	\$873	\$8,300	\$17,787
Edge School, Inc., The	108653000	\$1,350,326	\$204,476	\$722,661	\$2,277,463
Total Attending ADM: 151.912	Per ADM Amounts:	\$8,889	\$1,346	\$4,757	\$14,992
Educational Impact, Inc.	108717000	\$816,486	\$114,645	\$507,466	\$1,438,597
Total Attending ADM: 108.312	Per ADM Amounts:	\$7,538	\$1,058	\$4,685	\$13,282
Great Expectations Academy	108770000	\$2,052,297	\$266,385	\$374,652	\$2,693,334
Total Attending ADM: 227.153	Per ADM Amounts:	\$9,035	\$1,173	\$1,649	\$11,857
Griffin Foundation, Inc. The	108789000	\$1,393,637	\$75,549	\$409,947	\$1,879,133
Total Attending ADM: 134.965	Per ADM Amounts:	\$10,326	\$560	\$3,037	\$13,923
Ha:san Educational Services	108726000	\$1,147,688	\$143,597	\$610,655	\$1,901,940
Total Attending ADM: 121.556	Per ADM Amounts:	\$9,442	\$1,181	\$5,024	\$15,647
Hermosa Montessori Charter School	108701000	\$1,895,506	\$88,406	\$203,793	\$2,187,705
Total Attending ADM: 175.399	Per ADM Amounts:	\$10,807	\$504	\$1,162	\$12,473
Highland Free School	108775000	\$419,350	\$35,308	\$106,178	\$560,836
Total Attending ADM: 42.077	Per ADM Amounts:	\$9,966	\$839	\$2,523	\$13,329
Institute for Transformative Education, Inc.	108735000	\$731,016	\$48,998	\$136,735	\$916,749
Total Attending ADM: 36.013	Per ADM Amounts:	\$20,299	\$1,361	\$3,797	\$25,456
Kaizen Education Foundation dba Skyview High	108706000	\$1,327,844	\$167,377	\$466,239	\$1,961,460
Total Attending ADM: 157.129	Per ADM Amounts:	\$8,451	\$1,065	\$2,967	\$12,483
Khalsa Family Services	108784000	\$1,805,097	\$241,098	\$265,974	\$2,312,169
Total Attending ADM: 232.967	Per ADM Amounts:	\$7,748	\$1,035	\$1,142	\$9,925
Legacy Traditional School - Northwest Tucson	108414000	\$9,342,966	\$1,137,322	\$1,451,533	\$11,931,821
Total Attending ADM: 1,280.275	Per ADM Amounts:	\$7,298	\$888	\$1,134	\$9,320
Leman Academy of Excellence, Inc.	108738000	\$35,685,141	\$2,086,414	\$2,080,880	\$39,852,435
Total Attending ADM: 4,608.653	Per ADM Amounts:	\$7,743	\$453	\$452	\$8,647
Math and Science Success Academy, Inc.	108798000	\$4,212,959	\$620,996	\$1,783,578	\$6,617,533
Total Attending ADM: 685.219	Per ADM Amounts:	\$6,148	\$906	\$2,603	\$9,658
Montessori Schoolhouse of Tucson, Inc.	108703000	\$835,320	\$51,116	\$23,572	\$910,008
Total Attending ADM: 104.585	Per ADM Amounts:	\$7,987	\$489	\$225	\$8,701
Mountain Rose Academy, Inc.	108769000	\$1,522,614	\$273,976	\$80,170	\$1,876,760
Total Attending ADM: 203.653	Per ADM Amounts:	\$7,477	\$1,345	\$394	\$9,215
Nosotros, Inc	108707000	\$1,725,062	\$281,253	\$829,259	\$2,835,574
Total Attending ADM: 286.399	Per ADM Amounts:	\$6,023	\$982	\$2,895	\$9,901
Online School of Arizona	108604000	\$604,694	\$18,921	\$2,527	\$626,142
Total Attending ADM: 15.795	Per ADM Amounts:	\$38,284	\$1,198	\$160	\$39,642
Open Doors Community School, Inc.	108512000	\$636,965	\$89,913	\$560,191	\$1,287,069
Total Attending ADM: 86.544	Per ADM Amounts:	\$7,360	\$1,039	\$6,473	\$14,872
Pima County	108601000	\$1,114,565	\$66,183	\$373,783	\$1,554,531
Total Attending ADM: 51.129	Per ADM Amounts:	\$21,799	\$1,294	\$7,311	\$30,404
Pima Prevention Partnership	108507000	\$979,636	\$84,439	\$705,417	\$1,769,492
Total Attending ADM: 148.721	Per ADM Amounts:	\$6,587	\$568	\$4,743	\$11,898
Pima Prevention Partnership dba Pima Partnership	108799000	\$463,989	\$56,410	\$537,648	\$1,058,047
Total Attending ADM: 62.298	Per ADM Amounts:	\$7,448	\$905	\$8,630	\$16,984

Expenditures by Project for Charter Schools		General Projects	CSP & IIP	State & Federal Projects	Total Project Expenditures
Pima County					
Pima Prevention Partnership dba Pima Partnership	108711000	\$957,723	\$132,779	\$737,896	\$1,828,398
Total Attending ADM: 129.930	Per ADM Amounts:	\$7,371	\$1,022	\$5,679	\$14,072
Pima Rose Academy, Inc.	108602000	\$2,476,719	\$520,908	\$113,850	\$3,111,477
Total Attending ADM: 406.186	Per ADM Amounts:	\$6,097	\$1,282	\$280	\$7,660
Portable Practical Educational Preparation, Inc.	108744000	\$5,452,442	\$367,421	\$1,866,537	\$7,686,400
Total Attending ADM: 651.756	Per ADM Amounts:	\$8,366	\$564	\$2,864	\$11,793
Portable Practical Educational Preparation, Inc.	108796000	\$56,039,248	\$3,805,862	\$7,841,520	\$67,686,630
Total Attending ADM: 7,041.184	Per ADM Amounts:	\$7,959	\$541	\$1,114	\$9,613
Presidio School	108778000	\$3,220,392	\$374,858	\$872,978	\$4,468,228
Total Attending ADM: 355.040	Per ADM Amounts:	\$9,071	\$1,056	\$2,459	\$12,585
Satori, Inc.	108719000	\$1,165,308	\$118,078	\$185,336	\$1,468,722
Total Attending ADM: 118.094	Per ADM Amounts:	\$9,868	\$1,000	\$1,569	\$12,437
Science Technology Engineering and Math Arizona	108514000	\$1,956,694	\$166,157	\$251,446	\$2,374,297
Total Attending ADM: 183.412	Per ADM Amounts:	\$10,668	\$906	\$1,371	\$12,945
Southern Arizona Community Academy, Inc.	108772000	\$1,250,584	\$101,647	\$180,420	\$1,532,651
Total Attending ADM: 146.600	Per ADM Amounts:	\$8,531	\$693	\$1,231	\$10,455
Southgate Academy, Inc.	108779000	\$3,318,179	\$461,898	\$2,228,136	\$6,008,213
Total Attending ADM: 75.638	Per ADM Amounts:	\$43,869	\$6,107	\$29,458	\$79,434
StrengthBuilding Partners	108227000	\$562,592	\$99,226	\$271,645	\$933,463
Total Attending ADM: 50.195	Per ADM Amounts:	\$11,208	\$1,977	\$5,412	\$18,597
The Charter Foundation, Inc.	108722000	\$4,063,070	\$307,285	\$1,549,033	\$5,919,388
Total Attending ADM: 562.584	Per ADM Amounts:	\$7,222	\$546	\$2,753	\$10,522
Tucson Country Day School, Inc.	108773000	\$4,479,490	\$459,090	\$707,142	\$5,645,722
Total Attending ADM: 511.089	Per ADM Amounts:	\$8,765	\$898	\$1,384	\$11,046
Tucson International Academy, Inc.	108714000	\$4,613,510	\$294,718	\$1,467,425	\$6,375,653
Total Attending ADM: 434.137	Per ADM Amounts:	\$10,627	\$679	\$3,380	\$14,686
Tucson Preparatory School	108768000	\$917,286	\$132,430	\$415,515	\$1,465,231
Total Attending ADM: 112.480	Per ADM Amounts:	\$8,155	\$1,177	\$3,694	\$13,027
Tucson Youth Development/ACE Charter High	108660000	\$4,758,544	\$183,572	\$617,584	\$5,559,700
Total Attending ADM: 495.459	Per ADM Amounts:	\$9,604	\$371	\$1,246	\$11,221
Pima Totals		\$287,126,569	\$28,504,470	\$65,648,962	\$381,280,001
Total Attending ADM: 36,360.060	Per ADM Amounts:	\$7,897	\$784	\$1,806	\$10,486

Expenditures by Project for Charter Schools		General Projects	CSP & IIP	State & Federal Projects	Total Project Expenditures
Pinal County					
A+ Charter Schools	118720000	\$2,826,216	\$97,230	\$579,914	\$3,503,360
Total Attending ADM: 245.726	Per ADM Amounts:	\$11,501	\$396	\$2,360	\$14,257
Akimel O Otham Pee Posh Charter School, Inc.	118705000	\$59,920	\$3,072	\$82,836	\$145,828
Total Attending ADM: 125.202	Per ADM Amounts:	\$479	\$25	\$662	\$1,165
Akimel O'Otham Pee Posh Charter School, Inc.	118706000	\$161,854	\$3,072	\$71,452	\$236,378
Total Attending ADM: 152.115	Per ADM Amounts:	\$1,064	\$20	\$470	\$1,554
American Charter Schools Foundation d.b.a. Apache	118703000	\$1,223,151	\$194,944	\$494,141	\$1,912,236
Total Attending ADM: 201.350	Per ADM Amounts:	\$6,075	\$968	\$2,454	\$9,497
ARCHES Academy	118721000	\$800,506	\$24,588	\$0	\$825,094
Total Attending ADM: 50.373	Per ADM Amounts:	\$15,892	\$488	\$0	\$16,380
ASU Preparatory Academy - Casa Grande	118716000	\$1,690,718	\$160,236	\$253,683	\$2,104,637
Total Attending ADM: 188.853	Per ADM Amounts:	\$8,953	\$848	\$1,343	\$11,144
Eduprize Schools, LLC	078687000	\$21,393,141	\$1,596,173	\$3,125,611	\$26,114,925
Total Attending ADM: 3,176.201	Per ADM Amounts:	\$6,735	\$503	\$984	\$8,222
Leading Edge Academy Maricopa	118708000	\$4,484,385	\$603,317	\$1,605,937	\$6,693,639
Total Attending ADM: 744.388	Per ADM Amounts:	\$6,024	\$810	\$2,157	\$8,992
Leading Edge Academy Queen Creek	078101000	\$2,500,610	\$307,889	\$948,067	\$3,756,566
Total Attending ADM: 375.453	Per ADM Amounts:	\$6,660	\$820	\$2,525	\$10,005
Legacy Traditional School - Casa Grande	118718000	\$7,344,513	\$1,099,552	\$1,539,977	\$9,984,042
Total Attending ADM: 1,237.423	Per ADM Amounts:	\$5,935	\$889	\$1,245	\$8,068
Legacy Traditional School - Maricopa	118719000	\$7,726,364	\$1,024,839	\$1,641,562	\$10,392,765
Total Attending ADM: 1,153.244	Per ADM Amounts:	\$6,700	\$889	\$1,423	\$9,012
Legacy Traditional School - Queen Creek	118715000	\$8,243,663	\$1,112,215	\$1,729,874	\$11,085,752
Total Attending ADM: 1,254.050	Per ADM Amounts:	\$6,574	\$887	\$1,379	\$8,840
Pinnacle Education-Casa Grande, Inc.	118704000	\$249,920	\$39,892	\$0	\$289,812
Total Attending ADM: 36.142	Per ADM Amounts:	\$6,915	\$1,104	\$0	\$8,019
The Grande Innovation Academy	118717000	\$4,526,474	\$599,468	\$2,092,387	\$7,218,329
Total Attending ADM: 744.298	Per ADM Amounts:	\$6,082	\$805	\$2,811	\$9,698
Pinal Totals		\$63,231,435	\$6,866,487	\$14,165,441	\$84,263,363
Total Attending ADM: 9,684.818	Per ADM Amounts:	\$6,529	\$709	\$1,463	\$8,701

Expenditures by Project for Charter Schools		General Projects	CSP & IIP	State & Federal Projects	Total Project Expenditures
Santa Cruz County					
Kaizen Education Foundation dba Colegio Petite	128704000	\$1,770,353	\$175,739	\$798,015	\$2,744,107
Total Attending ADM: 236.899	Per ADM Amounts:	\$7,473	\$742	\$3,369	\$11,583
Mexicayotl Academy, Inc.	128703000	\$1,943,864	\$127,896	\$681,605	\$2,753,365
Total Attending ADM: 183.212	Per ADM Amounts:	\$10,610	\$698	\$3,720	\$15,028
Patagonia Montessori Elementary School	128725000	\$197,288	\$31,217	\$117,784	\$346,289
Total Attending ADM: 23.723	Per ADM Amounts:	\$8,316	\$1,316	\$4,965	\$14,597
Pinnacle Education-Kino, Inc.	128701000	\$296,596	\$29,478	\$0	\$326,074
Total Attending ADM: 28.665	Per ADM Amounts:	\$10,347	\$1,028	\$0	\$11,375
Santa Cruz Valley Opportunities in Education, Inc.	128726000	\$530,400	\$51,522	\$209,441	\$791,363
Total Attending ADM: 55.197	Per ADM Amounts:	\$9,609	\$933	\$3,794	\$14,337
Santa Cruz Totals		\$4,738,501	\$415,852	\$1,806,845	\$6,961,198
Total Attending ADM: 527.696	Per ADM Amounts:	\$8,980	\$788	\$3,424	\$13,192

Expenditures by Project for Charter Schools		General Projects	CSP & IIP	State & Federal Projects	Total Project Expenditures
Yavapai County					
Acorn Montessori Charter School	138760000	\$3,749,374	\$440,581	\$855,057	\$5,045,012
Total Attending ADM: 445.930	Per ADM Amounts:	\$8,408	\$988	\$1,917	\$11,313
Arizona Agribusiness & Equine Center, Inc.	138785000	\$2,300,026	\$154,731	\$277,482	\$2,732,239
Total Attending ADM: 326.201	Per ADM Amounts:	\$7,051	\$474	\$851	\$8,376
BASIS Charter Schools, Inc.	138786000	\$5,854,900	\$531,281	\$252,398	\$6,638,579
Total Attending ADM: 585.168	Per ADM Amounts:	\$10,006	\$908	\$431	\$11,345
Compass Points International, Inc	138501000	\$1,424,340	\$176,000	\$204,640	\$1,804,980
Total Attending ADM: 161.811	Per ADM Amounts:	\$8,802	\$1,088	\$1,265	\$11,155
Desert Star Community School, Inc.	138714000	\$1,325,128	\$143,356	\$228,984	\$1,697,468
Total Attending ADM: 168.212	Per ADM Amounts:	\$7,878	\$852	\$1,361	\$10,091
Edkey Inc. dba American Heritage Academy	138754000	\$3,028,650	\$267,777	\$926,435	\$4,222,862
Total Attending ADM: 291.956	Per ADM Amounts:	\$10,374	\$917	\$3,173	\$14,464
Edkey, Inc. - Sequoia Ranch School	138705000	\$1,894,305	\$108,264	\$1,707,470	\$3,710,039
Total Attending ADM: 114.574	Per ADM Amounts:	\$16,533	\$945	\$14,903	\$32,381
Franklin Phonetic Primary School, Inc.	138751000	\$3,544,102	\$375,637	\$1,239,242	\$5,158,981
Total Attending ADM: 381.480	Per ADM Amounts:	\$9,290	\$985	\$3,249	\$13,524
La Tierra Community School, Inc	138503000	\$822,936	\$75,431	\$332,794	\$1,231,161
Total Attending ADM: 94.775	Per ADM Amounts:	\$8,683	\$796	\$3,511	\$12,990
Liberty Leadership Academy	138787000	\$373,840	\$32,877	\$169,744	\$576,461
Total Attending ADM: 30.871	Per ADM Amounts:	\$12,110	\$1,065	\$5,498	\$18,673
Mary Ellen Halvorson Educational Foundation. dba:	138757000	\$2,115,422	\$198,946	\$361,249	\$2,675,617
Total Attending ADM: 259.149	Per ADM Amounts:	\$8,163	\$768	\$1,394	\$10,325
Mingus Springs Charter School	138712000	\$1,122,450	\$160,037	\$186,981	\$1,469,468
Total Attending ADM: 147.230	Per ADM Amounts:	\$7,624	\$1,087	\$1,270	\$9,981
Mountain Oak Charter School, Inc.	138768000	\$561,279	\$72,515	\$387,823	\$1,021,617
Total Attending ADM: 69.036	Per ADM Amounts:	\$8,130	\$1,050	\$5,618	\$14,798
PACE Preparatory Academy, Inc.	138758000	\$1,021,225	\$84,075	\$103,843	\$1,209,143
Total Attending ADM: 76.383	Per ADM Amounts:	\$13,370	\$1,101	\$1,360	\$15,830
Painted Pony Ranch Charter School	138756000	\$553,525	\$60,941	\$149,423	\$763,889
Total Attending ADM: 79.434	Per ADM Amounts:	\$6,968	\$767	\$1,881	\$9,617
Park View School, Inc.	138755000	\$0	\$0	\$0	\$0
Total Attending ADM: 151.634	Per ADM Amounts:	\$0	\$0	\$0	\$0
Prescott Valley Charter School	078516000	\$3,270,701	\$377,895	\$1,314,959	\$4,963,555
Total Attending ADM: 377.137	Per ADM Amounts:	\$8,672	\$1,002	\$3,487	\$13,161
Sedona Charter School, Inc.	138708000	\$1,187,830	\$204,154	\$189,967	\$1,581,951
Total Attending ADM: 161.523	Per ADM Amounts:	\$7,354	\$1,264	\$1,176	\$9,794
Skyview School, Inc.	138752000	\$1,596,663	\$194,581	\$327,410	\$2,118,654
Total Attending ADM: 202.699	Per ADM Amounts:	\$7,877	\$960	\$1,615	\$10,452
Yavapai Totals		\$35,746,696	\$3,659,079	\$9,215,901	\$48,621,676
Total Attending ADM: 4,125.203	Per ADM Amounts:	\$8,665	\$887	\$2,234	\$11,786

Expenditures by Project for Charter Schools

General
Projects

CSP & IIP

State &
Federal
ProjectsTotal Project
Expenditures

Yuma County

Az-Tec High School	148757000	\$104,271	\$317,466	\$636,419	\$1,058,156
Total Attending ADM: 37.587	Per ADM Amounts:	\$2,774	\$8,446	\$16,932	\$28,152
Carpe Diem Collegiate High School	148761000	\$1,223,541	\$165,789	\$379,125	\$1,768,455
Total Attending ADM: 156.767	Per ADM Amounts:	\$7,805	\$1,058	\$2,418	\$11,281
Harvest Power Community Development Group, Inc.	148760000	\$13,718,834	\$1,313,948	\$1,831,293	\$16,864,075
Total Attending ADM: 1,616.663	Per ADM Amounts:	\$8,486	\$813	\$1,133	\$10,431
Juniper Tree Academy	148759000	\$5,679,826	\$765,410	\$1,678,750	\$8,123,986
Total Attending ADM: 861.751	Per ADM Amounts:	\$6,591	\$888	\$1,948	\$9,427
Yuma Private Industry Council, Inc.	148758000	\$984,406	\$74,650	\$130,862	\$1,189,918
Total Attending ADM: 105.443	Per ADM Amounts:	\$9,336	\$708	\$1,241	\$11,285
Yuma Totals		\$21,710,878	\$2,637,263	\$4,656,449	\$29,004,590
Total Attending ADM: 2,778.211	Per ADM Amounts:	\$7,815	\$949	\$1,676	\$10,440

Expenditures by Project for Charter Schools

General
Projects

CSP & IIP

State &
Federal
Projects

Total Project
Expenditures

State Totals		\$1,775,771,590	\$189,732,367	\$336,683,773	\$2,302,187,729
Total Attending ADM: 220,838.994	Per ADM Amounts:	\$8,041	\$859	\$1,525	\$10,425