

South Wasco County District #1 GENERAL FUND
Revenue and Expenditure Summary/Projection
Fiscal Year 2021-2022

1/7/2022

Beg Fund Bal (Audited)

R E V E N U E S

LOCAL SOURCES:

Current year's levy*	-	-	-	637	1,531,056	65,125
Prior years' taxes*	10,008	4,542	7,326	4,141	9,041	2,074
Payment in lieu of Property Taxes			-			
Interest on Investments	2,803	2,621	2,460	2,242	2,916	3,029
Fees			1,265		473	389
Miscellaneous	2,179	431	16,588		2,267	
Dividends		9,721	2,345			
Other Local Income		3	-		80	

INTERMEDIATE SOURCES:

County School Funds		15,098				
ESD/Flow Through Funds		6,850	9,943			

STATE SOURCES:

State School Funding	419,523	209,636	209,636	209,636	215,845	215,845
SSF- Prior Year						
Common School Fund						
Small High School Grant						
Other State Sources	11,938			134		

FEDERAL SOURCES:

Federal Forest Fees						
Other Federal Sources						

OTHER RESOURCES:

Interfund Transfer						
--------------------	--	--	--	--	--	--

Total Monthly Revenues	446,453	248,902	249,562	216,790	1,761,679	286,462
------------------------	---------	---------	---------	---------	-----------	---------

E X P E N D I T U R E S


Salaries (100)	55,839	58,151	162,844	188,032	205,136	183,087
Employee benefits (200)	39,360	38,973	108,802	109,877	120,794	112,637
Purchased services (300)	19,636	38,176	35,834	14,676	21,631	35,342
Supplies (400)	2,363	11,937	14,804	12,596	7,949	16,603
Capital outlay (500)	0	0	0	0	0	0
Insurance/Other (600)	1,981	59,119	12	540	549	2,569
Interfund Transfers (700)	0		0	0	0	
Contingency (800)	0		0	0	0	
Unappropriated Funds (800)						


Total Monthly Expenditures	119,180	206,356	322,295	325,720	356,059	350,238
----------------------------	---------	---------	---------	---------	---------	---------



Ending Balance	1,327,273	1,369,818	1,297,085	1,188,155	2,593,775	2,529,999
----------------	-----------	-----------	-----------	-----------	-----------	-----------



Unaudited Cash Carryover



2,529,999

































Adopted	Percent Of
2021-2022	Budget
BUDGET	
1,000,000	
1,550,000	103%
47,000	79%
4,000	0%
25,000	64%
1,000	213%
10,000	215%
	#DIV/0!
	#DIV/0!
18,653	81%
30,000	56%
2,460,983	60%
	#DIV/0!
24,264	0%
14,000	0%
	#DIV/0!
	#DIV/0!
	#DIV/0!
	#DIV/0!
5,184,900	
2,196,526	39%
1,768,232	30%
541,050	31%
136,750	48%
2,000	0%
78,340	83%
246,816	0%
215,186	0%
0	#DIV/0!
5,184,900	

SOUTH WASCO COUNTY SCHOOL DISTRICT #1
Personnel Recommendations
NOV -2021-

[illegible]

Check Numbe	Date	Payee	Amount	Type
13183	12/20/2021	SECURITY BENEFIT GP OF COMPAN	\$1,383.34	Payroll Ded
13182	12/20/2021	OREGON EDUCATION ASSOCIATION	\$7,008.09	Payroll Ded
13168	12/31/2021	WALDO INSURANCE INC	\$1,632.00	HRA Consult Fee
13167	12/31/2021	SALEM-KEIZER SCHOOL DISTRICT	\$2,338.92	Supplies
13166	12/31/2021	MOLLY B'S	\$864.00	Staff Appreciation Lunch
13165	12/31/2021	MID COL VB OFFICALS ASSOCIATION	\$291.00	Referees
13164	12/31/2021	M.D.HUNT CONSTRUCTION	\$4,049.82	Buildings
13163	12/31/2021	JOSTENS	\$1,176.80	Yearbook
13162	12/31/2021	HOME DEPOT CREDIT SERVICES	\$1,237.92	Supplies
13161	12/31/2021	CENGAGE LEARNING	\$3,052.50	Textbooks
13160	12/21/2021	OFFICE OF THE SECRETARY OF STATE	\$250.00	Filing Fee
13159	12/20/2021	TS	\$649.66	Payroll
13158	12/16/2021	ON-LINE ACCOUNTING	\$669.50	Contract Services
13157	12/20/2021	OREGON DEPT. OF REVENUE	\$404.05	Garnishment
13156	12/8/2021	WORTHINGTON DIRECT	\$128.83	Supplies
13155	12/8/2021	WESTERN BUS SALES, INC.	\$134.10	Transportation
13154	12/8/2021	SOLUTIONS CPA PC	\$8,440.00	Audit Services
13153	12/8/2021	RICHMONDS SERVICE	\$4,783.81	Transportation
13152	12/8/2021	PURCHASE POWER	\$271.78	Postage
13151	12/8/2021	OASBO	\$210.00	Training
13150	12/8/2021	JOSTENS	\$18.29	Graduation Supplies
13149	12/8/2021	INTRADO INTERACTIVE SERVICFES CORP	\$800.42	
13148	12/8/2021	HOME DEPOT CREDIT SERVICES	\$658.60	Supplies
13147	12/8/2021	GOPHER SPORTS	\$167.88	Supplies
13146	12/8/2021	COLUMBIA FOOD SERVICE	\$496.54	Food Services
13145	12/8/2021	CENTURYLINK	\$365.98	Utilities
13144	12/8/2021	CENTRAL RESTAURANT PRODUCTS	\$108.52	Supplies
13143	12/8/2021	CASCADE ATHLETIC SUPPLY	\$279.27	Athletics
13142	12/8/2021	CARDMEMBER SERVICE	\$446.99	VISA payment
13141	12/8/2021	BISHOP SANITATION, INC	\$720.00	Buildings
13140	12/8/2021	BARBO MACHINERY CO	\$2,124.99	Shop Supplies
13139	12/8/2021	AMERIGAS	\$79.45	Utilities
13138	12/8/2021	AMERICAN FIDELITY	\$6.00	Fee
13135	12/6/2021	RW	\$263.20	Reimbursement

13134	12/8/2021 ALLSTREAM	\$171.94 Telephone
13067	12/3/2021 SYSCO FOOD SERVICES OF PORTLAN	\$2,534.57 Food Services
13066	12/3/2021 SWCHS - ASB	\$633.73 Supplies
13065	12/3/2021 SUMDOG INC	\$455.00 Software
13064	12/3/2021 STAPLES	\$655.41 Supplies
13063	12/3/2021 NW REGIONAL ESD	\$4.75 Background check
13062	12/3/2021 MircoK12	\$6,975.00 Technology
13061	12/3/2021 MAUPIN, CITY OF	\$2,717.72 Utilities
13060	12/3/2021 MAUPIN COUNTRY STORE AND HARDW.	\$2,850.46 Supplies
13059	12/3/2021 LIFE TRACK SERVICES, INC.	\$290.00 Alumni Survey
13058	12/3/2021 KIDSENSE, INC	\$1,220.80 SPED
13057	12/3/2021 HUNGERFORD LAW FIRM	\$365.80 Legal
13056	12/3/2021 DIVERSIFIED BENEFITS SERVICES, INC	\$174.60 HRA
13055	12/3/2021 DAY WIRELESS SYSTEMS	\$45.00 Transportation
13054	12/3/2021 DARLA KROLL, PT	\$35.00 SPED
13053	12/3/2021 COSA	\$250.00 Conference
13052	12/3/2021 COLUMBIA FOOD SERVICE	\$865.24 Food Services
13051	12/3/2021 CASCADE ATHLETIC SUPPLY	\$901.00 Athletics
13050	12/3/2021 BOB'S GLASS	\$390.00 Buildings
13049	12/3/2021 BARNETT SERVICE	\$3,669.51 Transportation
13048	12/3/2021 AMERICAN FIDELITY	\$6.00 Fee
13047	12/3/2021 ADVANCED CLASSROOM TECHNOLOGY	\$4,949.00 Technology
13025	12/3/2021 BARBO MACHINERY CO	\$3,399.98 Shop Supplies
13024	12/3/2021 AH	\$52.20 Reimbursement
13023	12/2/2021 ZION BANK	\$96,899.31 Bond Expense
13022	12/2/2021 BROADWAY IN PORTLAND	\$3,552.00 JR High

\$179,576.27 TOTAL CHECKS

South Wasco County School District #1
Financial Information
For Month Ending DEC 2021
South Wasco County School District #1

Bank Account Balances (As of 12/31/2021)

Col. Bank Gen Fund			\$ 156,872	
Col. Bank HRA			\$ 171,408	
LGIP (Gen Fund 5658)			\$ 6,556,035	
LGIP (Patjen's / Hachler Fund 5870)			\$ 99,439	
LGIP (Bus Fund 5871)			\$ 85,198	
LGIP Debt Service Fund)			\$ 1,921	
Total			\$ 7,070,873	

YTD by Appropriations

General Fund (As of 12/31/2021)

Revenues	Budget	Beg Balance	YTD Received	
1000	\$ 1,637,000		\$ 1,685,763	
2000	\$ 48,653		\$ 31,891	
3000	\$ 2,499,247		\$ 1,480,255	
4000	\$ -		\$ -	
5000	\$ 1,000,000		\$ 915,868	
Totals	\$ 5,184,900	0	\$ 4,113,778	
Expenses	Budget		YTD Expended	
1000	\$ 2,591,489		\$ 834,682	
2000	\$ 2,131,409		\$ 857,301	
5000	\$ 246,816		\$ -	
6000	\$ 215,186		\$ -	
7000	\$ -		\$ -	
Totals	\$ 5,184,900		\$ 1,691,983	

All Funds (As of 12/31/2021)

SO WASCO COUNTY SCHOOL DISTRICT 1

Fund Balances

Fiscal Year: 2021-2022

Month:

December

Year:

2021

☐ Include Cash Balance

<u>Fund</u>	<u>Description</u>	<u>Beginning Balance</u>	<u>Revenue</u>	<u>Expense</u>	<u>Transfers</u>	<u>Fund Balance</u>
100	GENERAL FUND	\$0.00	\$3,197,909.53	(\$1,693,167.58)	\$0.00	\$1,504,741.97
201	IDEA FUND	\$0.00	\$20,000.00	\$0.00	\$0.00	\$20,000.00
203	TEXTBOOK RESERVE FUND	\$0.00	\$0.00	(\$8,312.99)	\$0.00	(\$8,312.99)
204	CDL	\$0.00	\$0.00	\$0.00	\$0.00	\$0.00
206	MGS ASB FUND	\$0.00	\$0.00	\$0.00	\$0.00	\$0.00
207	SWC ASB FUND	\$0.00	\$0.00	\$0.00	\$0.00	\$0.00
208	MEASURE 98 - READINESS GRANT	\$0.00	\$0.00	\$0.00	\$0.00	\$0.00
210	TITLE II A & D	\$0.00	\$0.00	(\$4,620.62)	\$0.00	(\$4,620.62)
214	FOOD SERVICES FUND	\$0.00	\$0.00	\$0.00	\$0.00	\$0.00
227	TITLE I FUND 2020-2021	\$0.00	\$0.00	(\$21,139.64)	\$0.00	(\$21,139.64)
228	TITLE VI FUND	\$0.00	\$19,424.00	(\$112.60)	\$0.00	\$19,311.40
229	TECHNOLOGY FUND	\$0.00	\$0.00	(\$28,596.87)	\$0.00	(\$28,596.87)
231	TITLE I 2019-2020	\$0.00	\$0.00	\$0.00	\$0.00	\$0.00
250	ESSA	\$0.00	\$0.00	(\$13,229.21)	\$0.00	(\$13,229.21)
251	STUDENT INVESTMENT ACCOUNT	\$0.00	\$0.00	(\$40,671.65)	\$0.00	(\$40,671.65)
252	MEASURE 98 - FY2021	\$0.00	\$0.00	(\$34,992.88)	\$0.00	(\$34,992.88)
255	SUMMER PROGRAM	\$0.00	\$0.00	(\$80,566.79)	\$0.00	(\$80,566.79)
260	CARE	\$0.00	\$0.00	(\$68,012.95)	\$0.00	(\$68,012.95)
299	FOOD SERVICES - FY2021	\$0.00	\$23,873.04	(\$75,255.06)	\$0.00	(\$51,382.02)
310	DEBT SVC	\$0.00	\$235,421.24	\$0.00	\$0.00	\$235,421.24
401	BUILDING FUND	\$0.00	\$0.00	(\$132,315.71)	\$0.00	(\$132,315.71)
402	BUS REPLACEMENT FUND	\$0.00	\$220.47	(\$18,104.00)	\$0.00	(\$17,883.53)
701	SCHOLARSHIP FUND	\$0.00	\$0.00	\$0.00	\$0.00	\$0.00
702	PATJEN'S SCHOLARSHIP FUND	\$0.00	\$257.33	(\$1,000.00)	\$0.00	(\$742.67)
Grand Total:		\$0.00	\$3,497,105.61	(\$2,200,098.51)	\$0.00	\$1,297,007.10

End of Report

Payroll Fund Report

SO WASCO COUNTY SCHOOL DISTRICT 1

Payroll Fund Totals

Fiscal Year: 2021-2022

Pay Cycle: MONTHLY Pay Period: 6 Start Date: 11/11/2021 End Date: 12/10/2021 Pay Date: 12/20/2021

FUND	GROSS	FICA	RETIREMENT	BENEFITS	TOTALS
MONTHLY - Period Number: 6					
100	183,087.03	13,634.49	50,894.60	48,512.42	296,128.54
210	725.25	54.12	215.54	157.88	1,152.79
227	3,267.26	249.94	971.03	23.13	4,511.36
250	2,028.12	153.46	665.84	460.98	3,308.40
251	6,822.50	515.31	2,027.65	43.67	9,409.13
252	3,687.50	279.02	1,210.61	838.16	6,015.29
255	559.69	42.82	0.00	35.42	637.93
260	6,893.56	515.45	717.12	1,711.17	9,837.30
299	6,884.17	514.17	1,908.20	2,218.93	11,525.47
Period Total:	\$213,955.08	\$15,958.78	\$58,610.59	\$54,001.76	\$342,526.21
Grand Totals:	\$213,955.08	\$15,958.78	\$58,610.59	\$54,001.76	\$342,526.21

End of Report

GRADE SCHOOL ASB							
	BEG BAL				TRANS	TRANS	END BAL
MONTH		INCOME		EXPENSE	IN (+)	OUT (-)	
Jul-21	\$4,920.18						\$4,920.18
Aug-21	\$4,920.18						\$4,920.18
Sep-21	\$4,920.18						\$4,920.18
Oct-21	\$4,920.18			\$106.95			\$4,813.23
Nov-21	\$4,813.23						\$4,813.23
Dec-21	\$4,813.23						\$4,813.23
Jan-22							
Feb-22							
Mar-22							
Apr-22							
May-22							
Jun-22							
TOTALS	\$4,813.23	\$0.00		\$106.95	\$0.00	\$0.00	\$4,813.23
	BEG BAL				TRANSFERS	TRANSFERS	END BAL
ACCOUNT		INCOME		EXPENSE	IN (+)	OUT (-)	
PRINCIPAL FUND	\$252.90						\$252.90
PRESCHOOL	\$949.44						\$949.44
KINDERGARTEN	\$0.00						\$0.00
1ST GRADE	\$769.17						\$769.17
2ND GRADE	\$0.00						\$0.00
3RD GRADE	\$0.00						\$0.00
4TH GRADE	\$123.44						\$123.44
5TH GRADE	\$100.47						\$100.47
6TH GRADE	-\$70.15						-\$70.15
CLOTHING	\$1,907.41						\$1,907.41
GS MUSIC	\$12.60						\$12.60
GS LIBRARY	\$0.00						\$0.00
MILK	\$567.95						\$567.95
GS OBOB	\$200.00						\$200.00
TOTAL	\$4,813.23	\$0.00		\$0.00	\$0.00	\$0.00	\$4,813.23

	BEG BAL					TRANSFERS	TRANSFERS		END BAL
ACCOUNT	12/1/21		INCOME		EXPENSE		IN (+)	OUT (-)	12/31/21
ACADEMICS & ARTS	\$386.55								\$386.55
ASB	\$2,220.95		\$130.73						\$2,351.68
ATHLETICS	\$11,219.65				\$75.00				\$11,144.65
Athletics: FOOTBALL	\$2,273.65								\$2,273.65
Athletics: BOYS BASKETBAL	\$2,372.49		\$10.00						\$2,382.49
Athletics: GIRLS BASKETBA	\$2,127.37								\$2,127.37
Athletics: VOLLEYBALL	\$4,452.54		\$67.00						\$4,519.54
Athletics: TRACK	\$0.00								\$0.00
CLASS OF 2021	\$0.00								\$0.00
CLASS OF 2022	\$2,953.29		\$8.29						\$2,961.58
CLASS OF 2023	\$1,370.18		\$374.06						\$1,744.24
CLASS OF 2024	\$853.45								\$853.45
Class of 2025	\$339.00		\$77.00						\$416.00
CONCESSIONAIRE	\$1,197.25		\$512.56						\$1,709.81
FISH TALE MAGAZINE	\$173.44								\$173.44
FISHING	\$14,610.03								\$14,610.03
GATES	\$12,407.29		\$896.00						\$13,303.29
GOLF	\$1.00								\$1.00
GREENHOUSE	\$474.98								\$474.98
HONOR SOCIETY	\$1,771.98								\$1,771.98
ICC	\$5,967.08								\$5,967.08
JUNIOR HIGH	\$3,247.36		\$50.00						\$3,297.36
LIBRARY	-\$1,215.87		\$1,942.73						\$726.86
LOOK GOOD PLAY WELL	\$470.00								\$470.00
MUSIC	\$930.40								\$930.40
OBOB	\$754.21								\$754.21
POW WOW	\$194.93								\$194.93
PUBLICATIONS	\$561.32								\$561.32
SENIOR GRAD NIGHT	\$928.50		\$5,804.20		\$3,002.00				\$3,730.70
SHOP	\$242.26								\$242.26
SPANISH	\$835.55								\$835.55
SPECIAL PROJECT FUND	\$2,832.26								\$2,832.26
STEM	\$436.16		\$325.51						\$761.67
STUDENT RECOGNITION	\$5,603.60								\$5,603.60

TOTALS	\$82,992.85		\$10,198.08		\$3,077.00			\$0.00		\$90,113.93
	BEG BAL						TRANS	TRANS		END BAL
MONTH	7/1/21		INCOME		EXPENSE		IN (+)	OUT (-)		6/30/22
Jul-21	\$72,584.80		\$9,037.36				\$46.21	\$46.21		\$81,622.16
AUG. 21	\$81,622.16		\$1.36		\$1,197.82					\$80,425.70
SEPT. 2021	\$80,425.70		\$6,062.95		\$410.00					\$86,078.65
OCTOBER, 2021	\$86,078.65		\$5,762.52		\$3,482.97					\$88,358.20
NOVEMBER, 2021	\$88,358.20		\$909.49		\$6,274.84					\$82,992.85
DECEMBER, 2021	\$82,992.85		\$10,198.08		\$3,077.00					\$90,113.93
JANUARY, 2022										
FEBRUARY, 2022										
MARCH, 2022										
APRIL, 2022										
MAY, 2022										
JUNE, 2022										
TOTALS	\$72,584.80		\$31,971.76		\$14,442.63		\$46.21	\$46.21		