

Annual Report 2020-2021



A+

After School Program

Promoting Lifelong Learning & Uniting
Schools, Families & Communities



Vision


The A+ program will provide a safe, supportive environment where youth are encouraged to learn, challenged to dream and express creativity, and inspired to explore their school, community and world.

Mission



To engage youth in a variety of enrichment programs that promote positive youth development and enhance academic skills.

GOALS

- Provide a safe, supportive environment for all
- Improve the academic ability of youth
- Strengthen life skills of youth for college, career and life.
- Engage and educate adult family members
- Strengthen community, school and family partnerships
- Provide a high quality program



A+ Leadership



Oversight Committee

[Tom Rheinheimer](#) District Administrator

[Jewel Mucklin](#) Riverview Principal

[Caitlin Reinke](#) Redgranite Principal

[Cindy Reilly](#) Business Manager

[Deb Premo](#) Parkside Principal

A+ Coordinators

[Kendra Knutson](#)

Program Coordinator

[Abby Weiland](#)

Riverview Site Coordinator

[Dianna Parrott](#)

Parkside Site Coordinator

Spring Break Coordinator

Summer Camp Coordinator

[Katie Parks](#)

Redgranite Site Coordinator

[Bruce Enck](#)

Family Engagement Coordinator

[Jeannie Loberg](#)

Volunteer Coordinator

Overview



Locations & Grades Served

Wautoma Area School District:

- Parkside School (4-8 grade)
- Redgranite Elementary (K-5 grade)
- Riverview Elementary (K-3 grade)

Who We Serve

K-8th grade youth in the Wautoma Area School District service area (*Including youth attending homeschool, online and private schools*)

Priority is given to:

- Youth who would benefit from being in the program as identified by school day staff
- Previously enrolled youth and their siblings
- Youth who can attend 4 or more days per week on average

Program Activities

A+ offers a variety of activities daily including:

- Enrichment Clubs (Academic, STEM, Art, Physical Activity and Life Skills)
- Homework Help
- Tutoring
- Snack
- Recreation
- Free Choice Time

Other activities and events offered include:

- Field Trips
- Family Events
- Adult Enrichment and Education

Team Members

Team Members are employees, volunteers and local organizations, including certified teachers, paraprofessionals, parents, grandparents, community members, local professionals, high school students and middle school students.

History

In 2000, a group of community members, parents and district staff recognized the need for an after school program in the Wautoma Area School District. A+ has continued to evolve to meet youth, family and community needs.



2001 2004 2008 2009 2010 2013 2014 2015 2016 2018 2019 2020

Parkside School received a 3 year 21st Century Community Learning Center (21CCLC) Grant (\$439,435) from the U.S. Department of Education

Riverview School received a 5 year 21CCLC Grant (\$300,000). Parkside & Redgranite programs continued with school support.

The Reach The Peak Race fundraiser was created to provide sustainability. Wautoma High School received a 5 year 21CCLC Grant (\$300,000).

Riverview received another 5 year 21CCLC grant (\$275,000).

Parkside received a 5 year 21CCLC Grant (\$480,000). The school district and Fund 80 continued to support the Redgranite and Riverview Programs.

WHS grant funding ended
WHS continued offering academic support after school 2 days a week.

Riverview received a 3rd 5 year 21CCLC grant (\$250,000).

Parkside was awarded a 2nd 5 year 21CCLC grant (\$275,000). Redgranite continued to operate with SAGE, Title 1, Fund 80 and program fees.

A+ celebrated 15 years of After School Programming! SAGE Funding ended for A+. Title 1 provided funding for Redgranite.

A+ Summer Camp programs were offered in June funded by donations, fees & Title 4.

A+ Spring Break Camp was offered in March. Riverview was awarded a 5 year 21CCLC grant. (\$650,000).

COVID-19 shutdown schools. Programs were not offered March - June 2020. Team members continued professional development.



Program Results

ENROLLMENT & ATTENDANCE:

- 20% (178 youth) of K-8 students in the WASD enrolled (*decrease of 65 (7%)**)
- 125 students attended A+ each day on average (*decrease of 41)**)
- 87% were regular attendees (30+ days) (*same as previous year*)
- 69% were frequent attendees (90+ days) (*23% increase***)
- On average, regular attendees attended 109 days of A+ (*increase of 21)***)
- 160 days of programming were offered (*increase of 44 days***)

**Enrollment was significantly impacted by COVID19*

***Numbers increased in comparison to effects of COVID19 during the 19/20 school year*



PARENT SURVEYS: 44% return rate

**14% more than 19/20*

- 86% of families reported their child enjoyed attending most or all of the time.
- 87% of families believe that A+ Staff built positive relationships with their child.
- The percent of A+ families that agree that A+ helped their child:
 - Improve academic skills: 71%
 - Make new friends: 84%
 - Improve physical activity: 95%
 - Develop new skills and interests: 87%
 - Build self-confidence: 79%



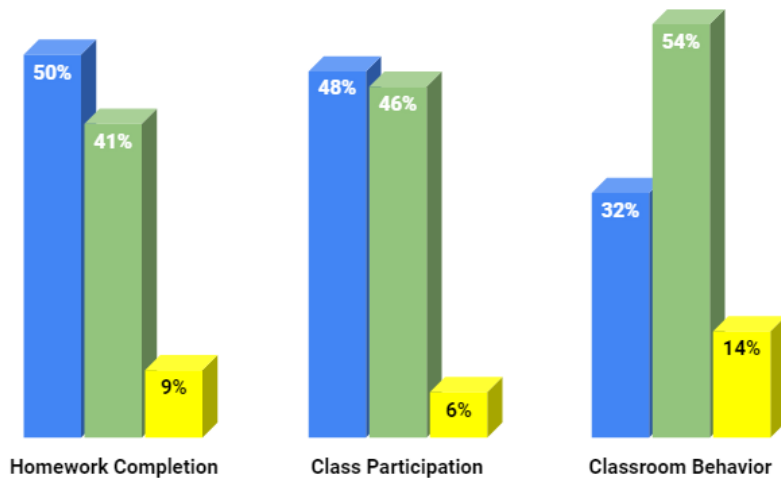
93%

*of parents reported satisfaction
with the overall program .*

Program Results

Spring 2021 Teacher Perception Survey Results

■ Improved ■ Stayed the Same ■ Got Worse



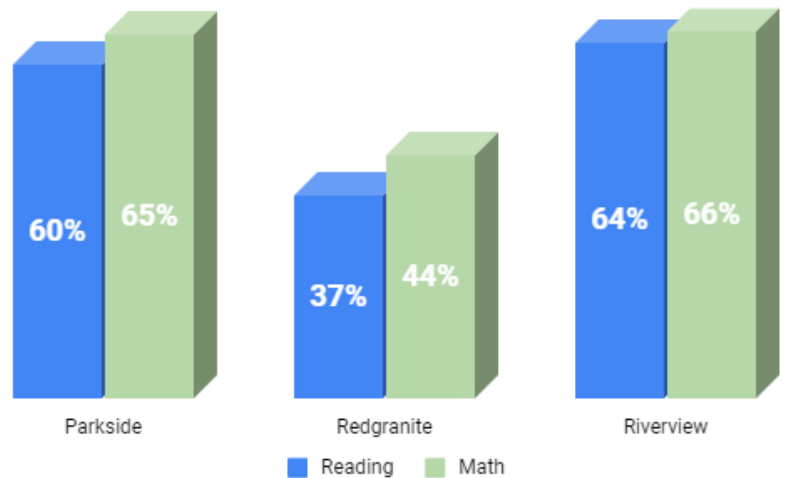
TEACHER SURVEYS:

The 21st CCLC grant requires A+ to survey teachers in the Spring on measures of student performance for each student who attends A+ 30 or more days. Results to the left are of the students who needed to improve in a specific area only (not all students).



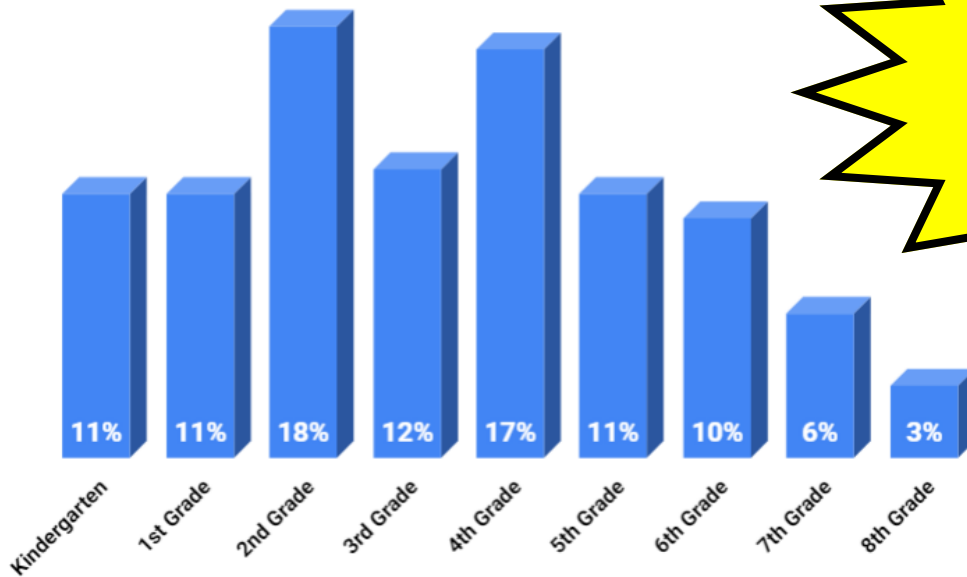
iReady Academic Growth Results

Percent of regular attendees who met their growth goal by Spring 2021



Program Demographics

Enrollment By Grade



97.6%

School Day Attendance Rate
of students attending A+
30 or more days.

*1.3% higher than all K-8th grade
students in the district.



Demographics of All Participants

- 7% English Learners (*limited English Proficiency*)
- 13% Special Education
- 54% Male / 46% Female
- 16% Hispanic / 83% White / 1% Other
- 40% Eligible for Free or Reduced Lunch
**impacted by less families completing
eligibility forms for lunch in 20/21*

A+ Stories



“The Power of a Song, Learning in a Fun Way!”

“I had the opportunity to work with two students in 3rd grade who were struggling with word and number recognition. Neither student knew the numbers or words for eight, nine, or ten. The game we played was Dr. Seuss themed and addressed that challenge.

When the game began one student was in need of the instructions being presented in various ways before he understood. The other student was very patient and was engaged in trying to explain the game directions too. We played a "practice" game with no winner or loser. After a few attempts the student began to catch on. As we played more rounds his excitement grew and he even won a few times.

As we were cleaning up, the student that struggled at first began to cry because he did not want to stop. I started singing a jingle about the spelling of the word eight. The boys joined in and the crying stopped.

As we walked back to the classroom we sang the jingle and danced down the hallway as we sang! Before I left for the day, the struggling student asked me if I could come back the next day. I did, and when I walked into the room both boys began wiggling and singing our song for spelling the word eight! It made me smile to think of how many times their families and teachers heard that song and wondered about the dance! I am anxious to see if it will continue in fall when we return!” - A+ Employee

“Relationships Make a Difference!”


I saw a difference in one of our middle school students. He went from causing problems, to understanding that how he acted made others react in certain ways that were not always good, to calming down and thinking about what his behaviors would be seen as. We had long talks some days and he treated me with respect. It was a sad day when he stopped attending A+, the guardian only saw A+ as socializing, but he did do homework and learn better behaviors!” - A+ Employee



A+ Partners

The A+ After School Program is grateful for the generous support (time, supplies and funding) of our community!

2020-21 Partners: 23 organization partners & several individual partners!



- ★ A+ Team Members & Various Community Members
- ★ ACE Hardware, Wautoma
- ★ Bedtime Math: Crazy 8's Math Club
- ★ Clear Water Harbor Chain O'Lakes Boat Cruises
- ★ Decker's Family Farms
- ★ Dr. TJ Rinaldi Chiropractic Adjustments
- ★ EAA Young Eagles Program
- ★ Ice Age Trail Alliance, Waushara County Chapter
- ★ Marshfield Clinic Health System

- ★ NSLP- After School Snack Program
- ★ Phil's Hobby & Crafts
- ★ Phoenix Natural Health Center, LLC
- ★ Preston Place
- ★ Reach The Peak, Inc.
- ★ Redgranite Fire Department
- ★ Rubik's Cube
- ★ UW-Madison Extension, Waushara County, 4-H
- ★ UW-Madison Extension, Waushara County, FoodWISE



- ★ UW-Madison Extension, Waushara County, Health & Wellbeing Educator
- ★ Village of Redgranite
- ★ Waushara Prevention Council, Healthy Communities/Healthy Youth
- ★ Wautoma Area School District
- ★ Wautoma Public Library
- ★ Wautoma Rotary Club
- ★ Wisconsin DNR, Hartman Creek State Park

33 hours of FREE enrichment programs were provided by 5 local organizations!

A+ Volunteers

2020-21 Volunteers:

Community Members:

- ★ Andrew Bollant
- ★ Roger Loberg
- ★ Cricket Kendrick

District Employees:

- ★ Alysson Bowden
- ★ Kaitlyn Albrecht
- ★ Megan Stevens
- ★ Sy Vanissaveth



Organization Volunteers:

- ★ Rotary (Craig Walker, Hillary Hammel, Julie Walker, Tom Lorensen)
- ★ Ice Age Trail Alliance (Jenny Addis, TJ Roland)
- ★ EAA Young Eagles Program (Paul Paris)

Youth Volunteers:

- ★ Beau Murphy
- ★ Felicity McNeece
- ★ Gregory Hammel
- ★ Noah Gimenez



18 volunteers provided 266 hours of support!
Thank you to all our fantastic volunteers!

Parkside

Objective Results for 2020-21:

Academic Goals:

- 53% (reading) and 71% (math) of frequent attendees (90+ days) met or exceeded their personal growth goal from Fall to Spring. (iReady Assessments)
20/21 Goal: 65% Reading
20/21 Goal: 65% Math
- 60% of frequent attendees (90+ days) that needed to improve in homework completion did improve. (Spring Teacher Survey)
20/21 Goal: 50%

Environment & Participation Goals:

- 71* youth attended Parkside A+ at least once.
20/21 Goal: 90 Youth
- 80%* of youth attended A+ regularly (30+ days).
20/21 Goal: 88%
- 59% of frequent attendees (90+ days) reported feeling safe at A+ most or all of the time. (Youth Spring Survey)
20/21 Goal: 90%


Life Skill Goals:

- 80% of frequent attendees (90+ days) had no detentions logged during the school year. (Infinite Campus)
20/21 Goal: 70%
- 18% of frequent attendees (90+ days) that needed to improve in classroom behavior did improve. (Spring Teacher Survey)
20/21 Goal: 50%

Family Engagement Goals:

- 32%* (23 youth) of regular attendees (30+ days) had an adult family member attend a family engagement offering. (Family Event Attendance)
20/21 Goal: 65%
- 91% of adult family members agree that the program solicits and utilizes family input (Spring Family Survey)
20/21 Goal: 90%

* Impacted by restrictions due to COVID19.



Redgranite

Objective Results for 2020-21:

Academic Goals:

- **38% (reading) and 50% (math) of frequent attendees (90+ days) below proficiency, met or exceeded their personal growth goal from Fall to Spring. (iReady Assessments)**
20/21 Goal: 70% Reading 20/21 Goal: 70% Math
- **100% of frequent attendees (90+ days) 2+ levels below in guided reading (fall), are at or above grade level (or improved by 2+ levels) by Spring. (Guided Reading Assessment)**
20/21 Goal: 75%
- **88% of frequent attendees (90+ days) demonstrated proficiency in math facts on their 4th quarter report card or improved at least 1 level, 2nd to 4th quarter.**
20/21 Goal: 75%

Environment & Participation Goals:

- **47* youth attended Redgranite A+ at least once.**
20/21 Goal: 60 youth
- **91% of youth attended A+ regularly (30+ days).**
20/21 Goal: 90%
- **17% (3rd-5th) of frequent attendees (90+ days) feel that A+ students are kind to each other most or all of the time. (Youth Spring Survey)** *20/21 Goal: 75%*
- **75% (3rd-5th) of frequent attendees (90+ days) feel that A+ Staff care about them most or all of the time. (Youth Spring Survey)** *20/21 Goal: 90%*
- **41% (3rd-5th) of frequent attendees (90+ days) enjoy attending A+ most or all of the time. (Youth Spring Survey)** *20/21 Goal: 90%*
- **75% of families reported that their child enjoys attending A+ most or all of the time (Family Spring Survey)**
20/21 Goal: 75%


Life Skill Goals:

- **75% of families of frequent attendees (90+ days) feel that A+ helped their child improve life skills. (Family Spring Survey)**
20/21 Goal: 80%

Family Engagement Goals:

- **89% of families that attended A+ family events feel that the events helped them strengthen connections with their child. (Family Spring Survey)**
20/21 Goal: 100%
- **68%* of regular attendees (30+ days) had an adult family member attend a family engagement offering.**
20/21 Goal: 75%

*Impacted by restrictions due to COVID19.




Riverview

Objective Results for 2020-21:

Academic Goals:

- **66% (reading) and 72% (math) of frequent attendees (90+ days) below proficiency, met or exceeded their personal growth goal from Fall to Spring. (iReady Assessments)**
20/21 Goal: 70% Reading
20/21 Goal: 70% Math
- **82% of frequent attendees (90+ days) below 2+ levels in guided reading in the fall, are at or above grade level (or improved by at least 2 levels) by Spring. (Guided Reading Assessment)**
20/21 Goal: 80%
- **72% of frequent attendees (90+ days) demonstrated proficiency in math facts on their 4th quarter report card or improved at least 1 level, 2nd to 4th quarter.**
20/21 Goal: 80%



Environment & Participation Goals:

- **61* youth attended Riverview A+ at least once.**
20/21 Goal: 100 youth
- **90% of youth attended A+ regularly (30+ days).**
20/21 Goal: 95%
- **25% (3rd gr.) of frequent attendees (90+ days) feel that A+ students are kind to each other most or all of the time. (Youth Spring Survey)** *20/21 Goal: 75%*
- **92% (3rd gr.) of frequent attendees (90+ days) feel that A+ Staff care about them most or all of the time. (Youth Spring Survey)**
20/21 Goal: 90%
- **67% (3rd gr.) of frequent attendees (90+ days) enjoy attending A+ most or all of the time. (Youth Spring Survey)** *20/21 Goal: 90%*



Life Skill Goals:

- **92% of families of frequent attendees (90+ days) feel that A+ helped their child improve life skills. (Family Spring Survey)**
20/21 Goal: 80%

Family Engagement Goals:

- **89% of families that attended A+ family events feel that the events helped them strengthen connections with their child. (Family Spring Survey)**
20/21 Goal: 100%
- **18%* of regular attendees (30+ days) had an adult family member attend a family engagement offering. (year end event cancelled due to weather)**
20/21 Goal: 75%

*Impacted by restrictions due to COVID19.

Comments



Parkside Family Survey Comments:

“My child has benefited immensely from all the homework help.”

“My child seems more involved and excited for school and A+.”

“I appreciate the program immensely; it's great after school care for him--where I know he's going to get his homework done, play with friends, stay active and learn some new stuff.”

Riverview Family Survey Comments:

“They have helped make sure their homework is done and this is a huge improvement, otherwise we'd struggle with later nights. I love that my kids have made more friends in the A+ program as well.”

“Both children LOVED their teachers and all of the great activities provided this year!”

“It's my child's favorite part of the day.”

“Must be fun, if I pick up too early I am told about it!!”

“Adapted well to all of COVID-19 restrictions.”



Redgranite Family Survey Comments:

“The staff seem to really like my children and my kids like coming to A+. They are shy and have tried a lot of new things at A+.”

“Everything is great. So appreciated.”

“Staff is great! Variety of clubs is great!”

A+ Spring Break Camp!

When?

- March 1-5, 2021 (5 days), 8am - 3:30pm


Who Participated?

- 42 Kindergarten - 6th Grade Youth
- 32 youth per day on average

What did they get to do?

- Fun Theme Days: Crazy Critters, Beach Party, Out Of This World, Spy Kids, A+ Fun Fair
- Roller Skating at Skate City (Wisconsin Rapids)
- Rock Wall Climbing (Wautoma High School)

Parent Comment: “My children were only signed up for a few day’s but they are having so much fun, is it okay that they come every day?”



Thank you to our funding partners!

- Nita M. Lowey 21st Century Community Learning Center Grant
- Fund 80
- The Wautoma Area School District
- Reach The Peak, Inc.

Cost Per Child:
\$108.61 - \$142.55

Total Program Cost:
\$ 4,561.50

Families Pay:
\$0.00

A+ Summer Camp!

When?

- June 7 - July 2 (20 days), 12:45pm - 5:30pm

Who Participated?

- 75 Kindergarten - 6th Grade Youth
- 63 youth attended per day on average

What did they get to do?

Field Trips:

- Clear Water Harbor Boat Cruise (Waupaca)
- Swan Park (Waupaca)
- Wisconsin Rapids Municipal Zoo
- Hiking & swimming at Hartman Creek State Park (Waupaca)
- Bird Creek Park & Splash Pad

Enrichment Clubs & Partners!

- Boats to Float, Lake Alpine Park (Wautoma)
- Young Eagles, Free Flights, EAA Program
- Ice Age Trail & Hike, Ice Age Trail Alliance
- Wautoma Summer Library Programs
- Gardening, Cooking & STEM with UW-Madison Extension, Waushara County
- **STEM:** Builders, Nature Science & Solve the Rubik's Cube
- **ART:** Chalk Art, Fun with Cartoons, Fun with Paint & Nature Art
- **ACTIVE RECREATION:** Yard Games, Tag, Outdoor Games, Archery, & Basketball

Parent Comment: "Everything was fantastic. My son loved being a part of this camp and we can't wait until next year. Everything was well planned and communicated."

Thank you to our funding partners!

- Nita M. Lowey 21st Century Community Learning Center Grant
- The Wautoma Area School District
- NSLP: After School Snack Program
- Fund 80
- Reach The Peak, Inc.
- Waushara Prevention Council (Healthy Communities, Healthy Youth)

Cost Per Child:
\$236.43 - \$281.47

Total Program Cost:
\$17,733

Families Pay:
\$0.00



Financial Information



FUNDING

Nita M. Lowey 21st Century Community Learning Center Grant (21st CCLC)	\$189,435
Fund 80	\$132,898
Fund 10 (Savings/Donations/Other)	\$31,771
Total Program Funding	\$354,103

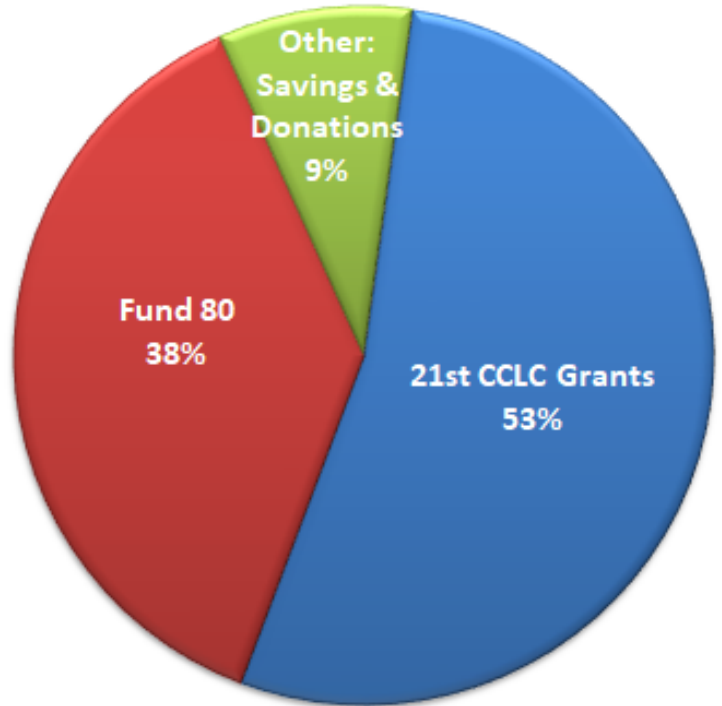
- \$85,000 (estimate) in-Kind and overhead covered by the WASD not included above.
- USDA School Lunch Program-After School Snack Program provided daily snack costs.
- Reach The Peak, Inc. donated \$4,888.00
- \$3,100 grant was awarded for life skill groups through Marshfield Clinic Health Systems.



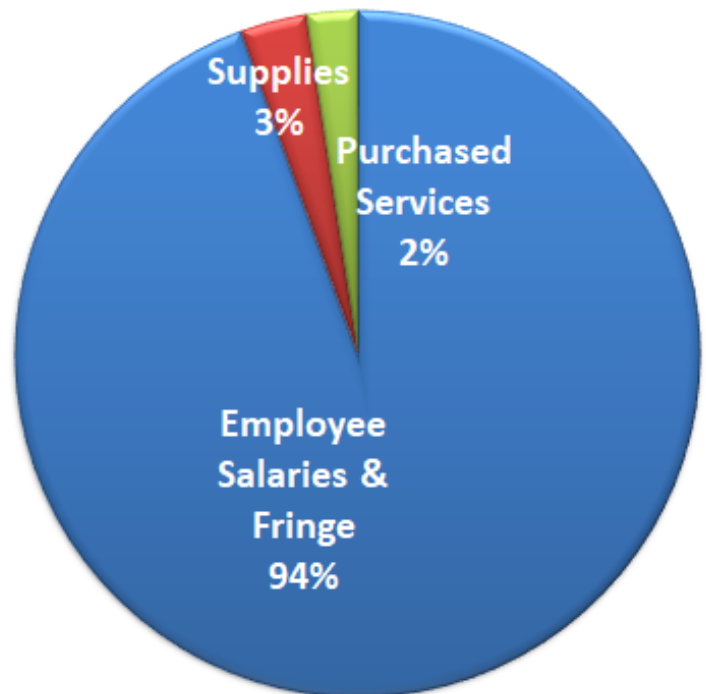
PROGRAM EXPENSES

Employee Salaries & Fringe	\$294,597
Purchased Services	\$7,532
Supplies	\$9,728
Total Program Expenses	\$311,857

A+ 2020-21 Funding



A+ 2020-21 Expenses



Financial Information



2020-2021 COST PER PROGRAM BREAKDOWN

PROGRAM	TOTAL COST	% OF TOTAL	Cost Per Youth	Cost Per Day	Cost Per Hour
Riverview A+ After School	\$109,645	35%	\$1,797 - \$2,333	\$11.23 - \$14.58	\$4.49 - \$5.83
Parkside A+ After School	\$98,987	32%	\$1,374 - \$2,200	\$8.59 - \$13.75	\$3.82 - \$6.11
Redgranite A+ After School	\$80,930	26%	\$1,722 - \$2,380	\$10.76 - \$14.88	\$4.30 - \$5.95
A+ Summer Camp	\$17,733	6%	\$236 to \$281	\$11.82 - \$14.07	\$2.78 - \$3.31
A+ Spring Break Camp.	\$4,562	1%	\$108 - \$143	\$21.72 - \$28.51	\$2.72 - \$3.56

- Costs do not include snack (USDA), overhead, nor in-kind support.
 - No fees were charged to program participants.



A+ After School Program

514 S. Cambridge St.

PO Box 870

Wautoma, WI 54982

920-787-7112 x1305

knutsonk@wautoma.k12.wi.us

<https://www.wautomasd.org/o/wasd/page/a-after-school-programs>



Promoting Lifelong Learning & Uniting
Schools, Families & Communities

