



Senior Make-Up Pictures

Appointment Time:

You should have received an email with the details of your appointment. Currently all appointments for the day are booked and I have a waiting list of students who were unable to make an appointment. If you are unable to make your scheduled time, please let me know so that I can give that time to another student.


Where:

Pictures will take place at the DSC Leadership Lounge. This is located on the 2nd level, directly over the front desk in the front entrance. There will be signs out. See photos for reference.


Parking is available in Lot 2 and 3. See attached map for reference.



Go up the stairs



Take the first door
to your left



Walk straight to these
double doors

What to wear:

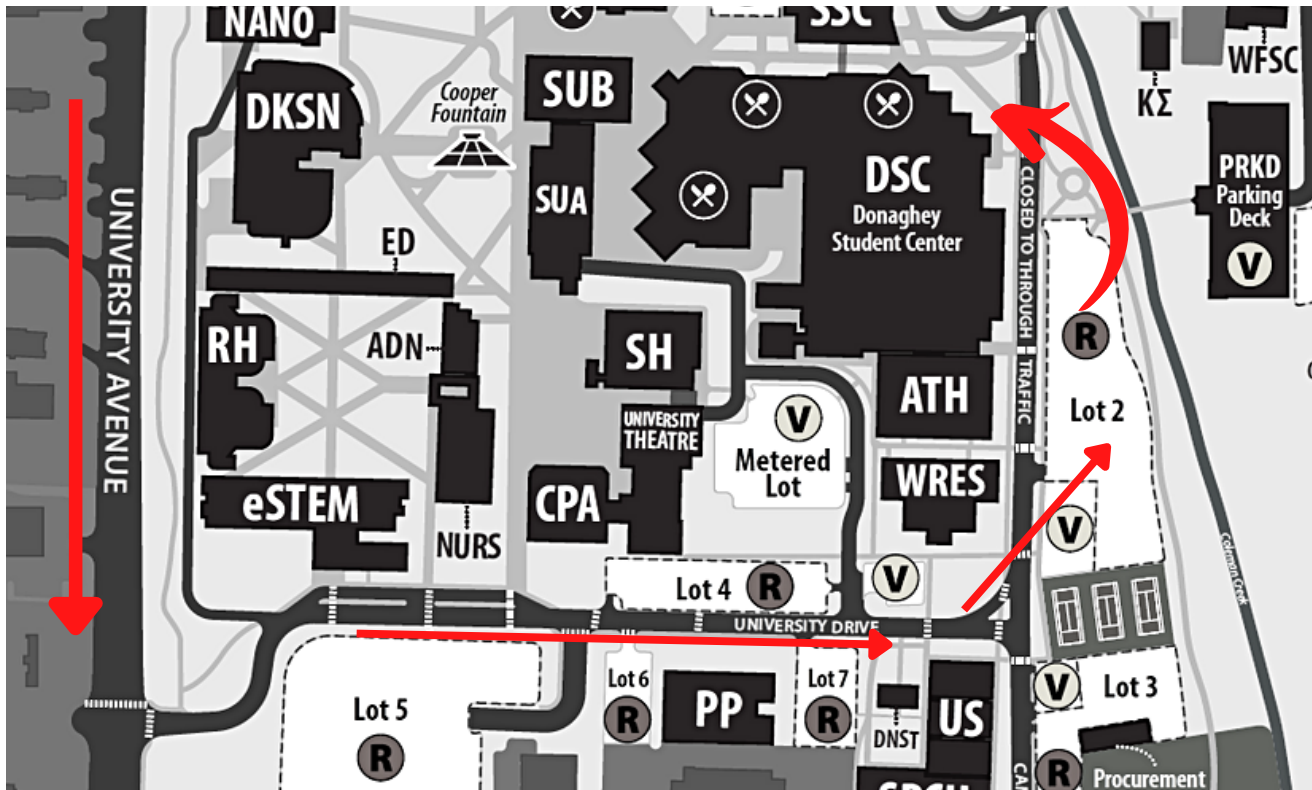
The cap, gown and tassel are provided by the school. There will be no full length pictures taken so you do not need to be in complete dress. A collared shirt and tie, dress, or blouse is recommended attire to wear underneath.

Style your hair to fit under the cap!! The key is to keep the hair smoothed away from the crown to give the cap the space it needs to rest comfortably. Avoid up-dos, high ponytails, high buns, and other styling that adds volume and prevents a hat from covering the hair. A baseball cap is a great test to see if the cap will fit over your hair.

See next page for map



Senior Make-Up Pictures



- Enter the U of A Campus from University Ave.
- Drive past the school. Do NOT park at the school.
- Take a left at the T
- Park in the Lot 2 on your right
- Enter the DSC front entrance by the traffic circle