

**DRAFT 2017 ESSA School Index: Overview**

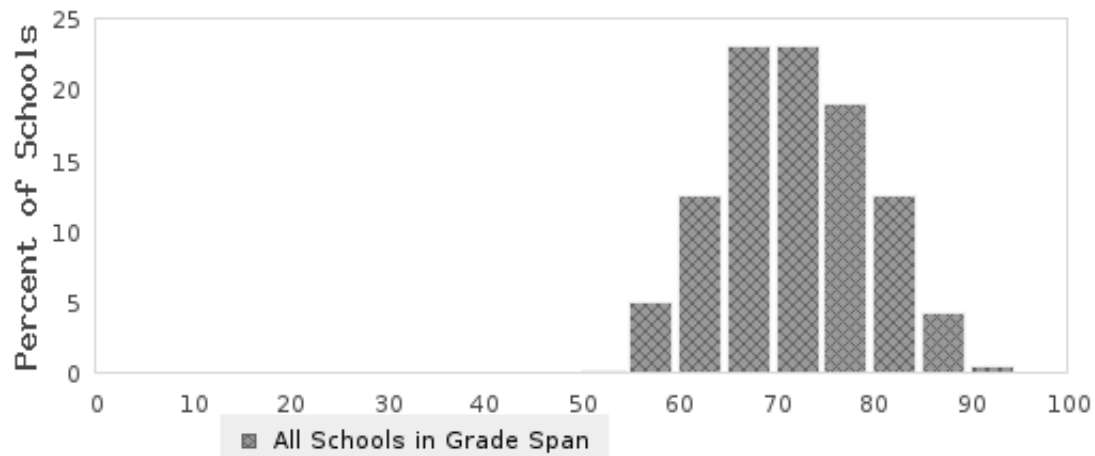
Overall ESSA Index  
Score

**73.79**

**2705024 - EAST END INTERMEDIATE SCHOOL  
2705000 - SHERIDAN SCHOOL DISTRICT**

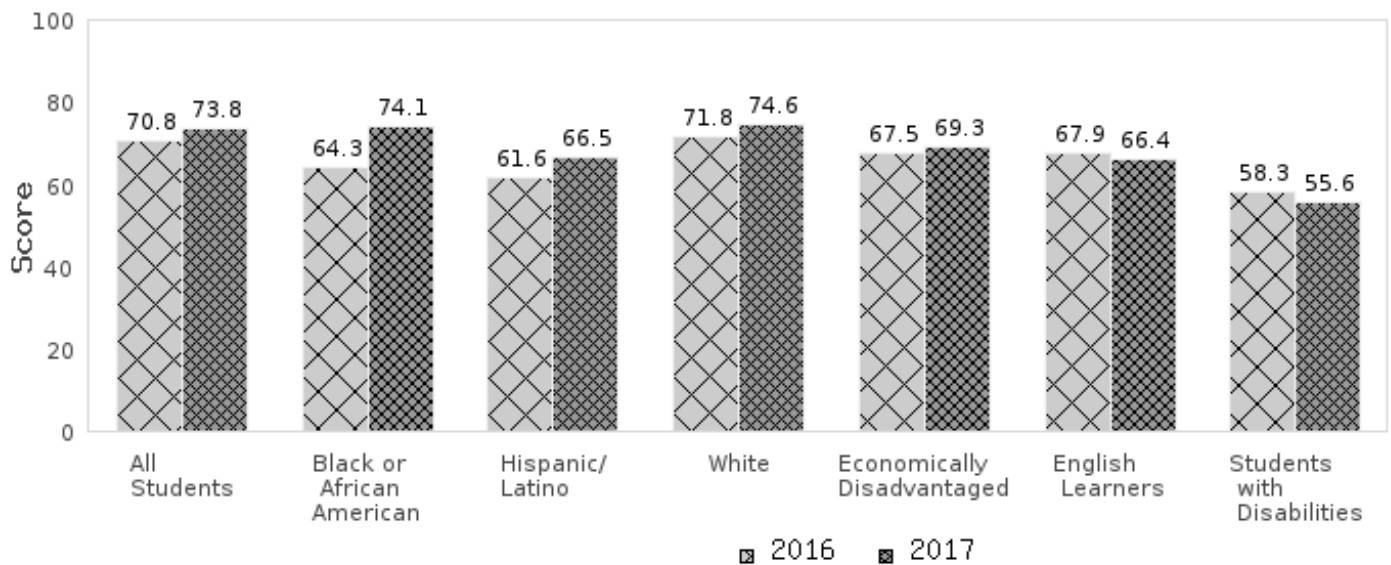
Grade Range	3 - 6
Grade Span	1 - Elementary Level
Enrollment	534
Poverty Rate	51.12

**State Distribution of Overall School ESSA Index Scores**



The score of 73.79 falls in the 70-75 bar of the state distribution of the overall ESSA index score for the elementary level grade span.

**Two Year School ESSA Index Scores By Subgroup**



**DRAFT** 2017 ESSA School Index: Overview

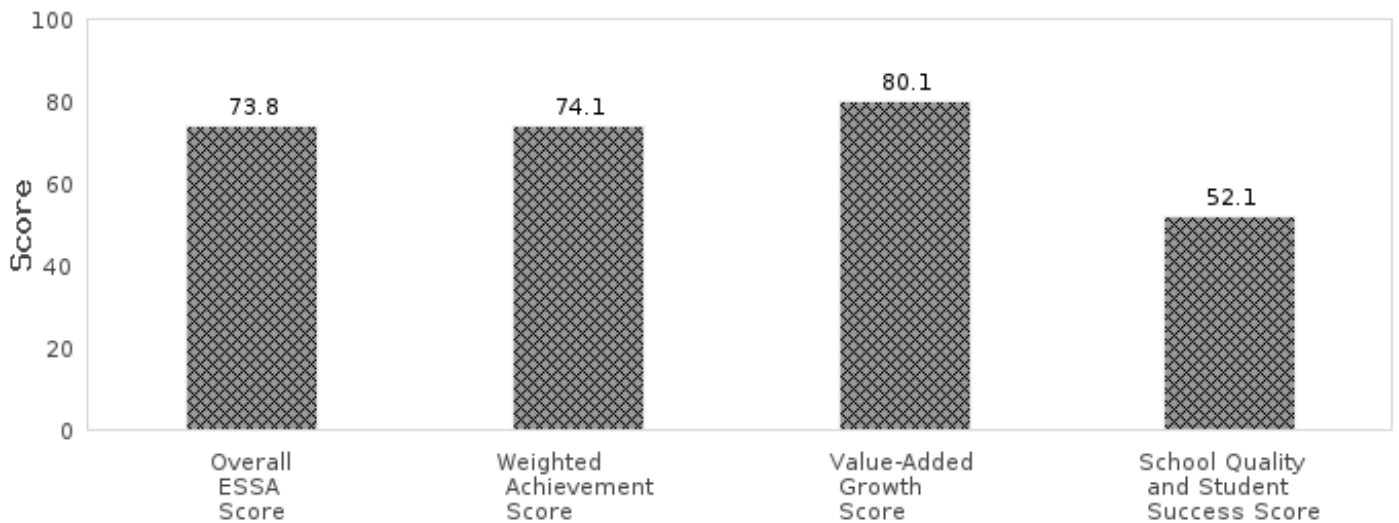
Overall ESSA Index  
Score

**73.79**

**2705024 - EAST END INTERMEDIATE SCHOOL**  
**2705000 - SHERIDAN SCHOOL DISTRICT**

Grade Range	3 - 6
Grade Span	1 - Elementary Level
Enrollment	534
Poverty Rate	51.12

ESSA Indicator Scores



**Weighted  
Achievement  
Score**  
**74.11**

Schools earn a percentage of points for student achievement. Schools earn more points per student in successively higher achievement levels. Schools can earn a score above 100 when more students achieve at the highest achievement level compared to the lowest level.

- Weighted Achievement is weighted at 35% of the ESSA School Index
- For details: <https://tinyurl.com/y7ujhqr9>

**Value-Added  
Growth Score**  
**80.06**

Schools earn points based on students' value-added growth scores in the content areas of math and English language arts, as well as English language proficiency (where applicable).

- Growth is weighted at 50% (non-high schools) or 35% (high schools) of the ESSA school Index.
- For details: <https://tinyurl.com/y7ujhqr9>

**School Quality  
and Student  
Success Score**  
**52.14**

The SQSS indicator combines measures of student engagement, readiness, completion and success criteria.

- SQSS is weighted at 15% of the ESSA school index.
- For details: <https://tinyurl.com/y7ujhqr9>