

# Frontline Login Credentials

 [absence-help.frontlineeducation.com/hc/en-us/articles/360000913408-Frontline-Login-Credentials](https://absence-help.frontlineeducation.com/hc/en-us/articles/360000913408-Frontline-Login-Credentials)

Frontline has recently provided an upgrade that allows you to create one, single Frontline ID account to access all your roles in all Frontline applications!

## What has Changed

You previously needed a separate login ID or username for each Frontline solution you used. This meant a district employee could have a login ID for Absence & Time, another for Recruiting & Hiring, another for Professional Growth, and the list goes on! Some users with multiple roles could even have different login credentials for each role within a single solution.

Now, when you set up your new Frontline ID account, you will create a *single* username and password to access *all* your roles in *all* Frontline applications. This means you can use your Frontline ID account to log into the web applications for Absence Management, Time and Attendance, and any other Frontline applications provided to you by your district.

## When to Still Use Phone/PIN Numbers

Your district has already recorded your phone number in the system and assigned you a 4-or-5-digit numeric PIN. In addition, multi-district substitutes may have created a 6-digit, numeric, multi-district PIN.

The Frontline ID account only applies when logging into a Frontline, web-based application. It will not change or replace your phone/PIN combination when calling or clocking in.

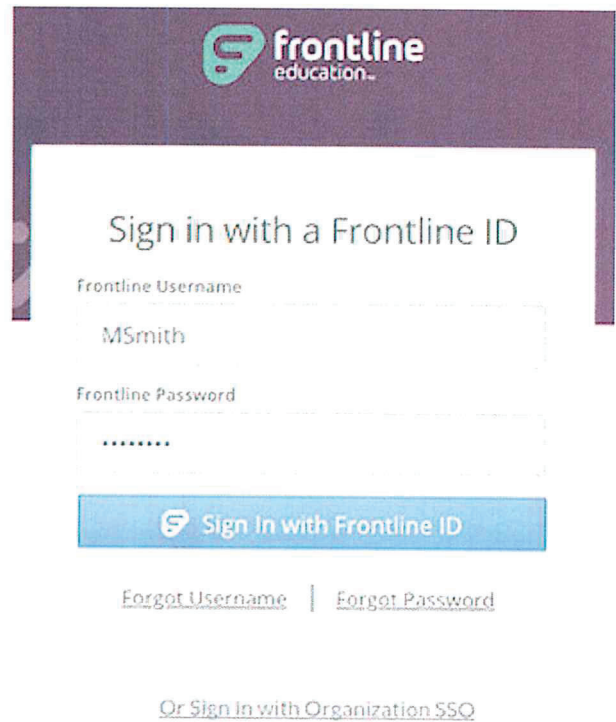
You will continue to use the phone/PIN combination to accept phone calls from Absence Management, to call in to create absences or look for jobs, and to clock in at a kiosk (for those required to clock in and out in Time and Attendance).

If you have Jobulator, you will also still use your 4, 5, or 6-digit numeric PIN to access Jobulator, together with your Jobulator-specific email (which may or may not be the same as the email for your Frontline ID account).

## Logging In

To log in to a Frontline web application (such as Absence Management or Time and Attendance), go to [app.frontlineeducation.com](https://app.frontlineeducation.com) and enter the Frontline ID username and password you chose for your Frontline ID account. \*These credentials will also be used when accessing the Frontline mobile app.

The username and password must each include at least one alphabet character.

The image shows a screenshot of the Frontline Education login interface. At the top, there is a purple header with the Frontline Education logo. Below the header, the main content area is white. The title "Sign in with a Frontline ID" is centered. Underneath, there are two input fields: "Frontline Username" with the text "MSmith" and "Frontline Password" with masked characters. A blue button with the Frontline logo and the text "Sign In with Frontline ID" is positioned below the password field. At the bottom, there are two links: "Forgot Username" and "Forgot Password", separated by a vertical line. Below these links, there is a link that says "Or Sign In with Organization SSQ".

frontline  
education


## Sign in with a Frontline ID

Frontline Username

MSmith

Frontline Password

\*\*\*\*\*

 Sign In with Frontline ID

[Forgot Username](#) | [Forgot Password](#)

[Or Sign In with Organization SSQ](#)

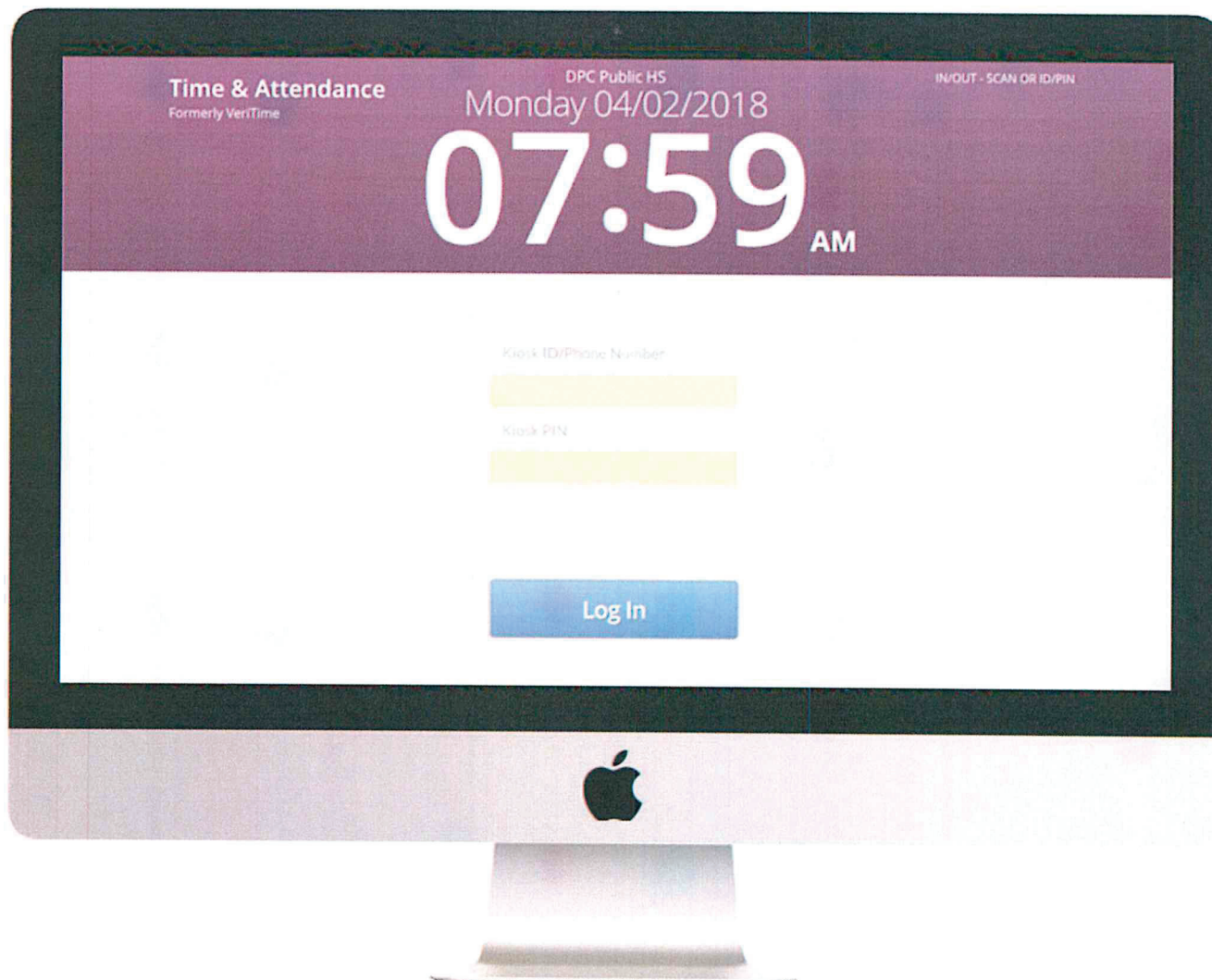
## Calling In

If you receive phone calls from Absence Management or call 1-800-942-3767 to create absences/accept jobs, enter your 10-digit phone number as your ID and your 4, 5, or 6-digit numeric PIN.



## Clocking In

If you clock in at a kiosk to record your time, use your 10-digit kiosk/phone number and 4-or-5-digit numeric PIN.



## Using Jobulator

If you are a substitute and use Jobulator, sign into that application with the email address you used to create your Jobulator account and enter your 4, 5, or 6-digit numeric PIN.

© Copyright 2019 Frontline Education



