



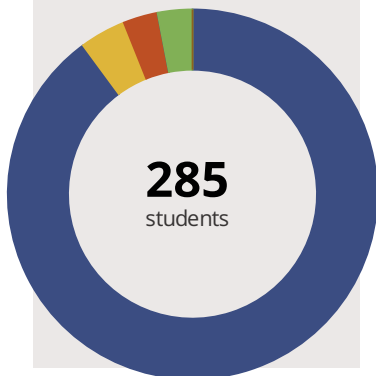
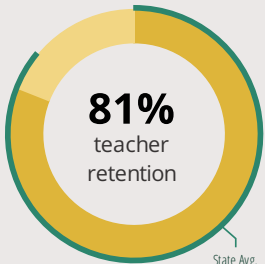
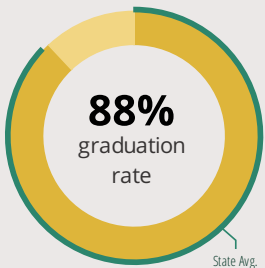
ARGENTA-OREANA HIGH SCHOOL

PO BOX 469 ARGENTA, IL 62501 0469 (217) 795-4821

Grades: 9-12
District: ARGENTA-OREANA CUSD 1

Principal: Sean German
Superintendent: Mr. Damian Jones

FAST FACTS



Academic Success

All Illinois students in grades 3-8 take the PARCC assessment each year. High school students take the SAT in Math and English Language Arts.

Coming Soon!

Success by Student Group

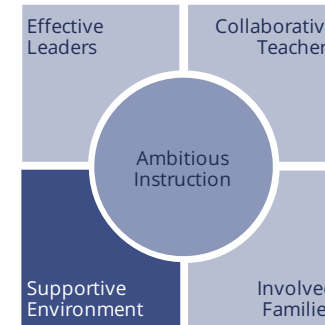
This display shows SAT performance levels for each student group. No data is shown for groups with fewer than 10 students.

Coming Soon!

Student Characteristics

White	89%	Low Income	39%
Black	4%	English Learners	0%
Hispanic	3%	With Disabilities	10%
Asian	0%	Homeless	0%
American Indian	0%		
Two or More Races	3%		
Pacific Islander	0%		

School Environment



The **5Essentials Survey** allows students in grades 6-12 and all teachers to share their perspectives on essential conditions for learning. The anonymous survey consists of 5 components.

- Most implementation
- More implementation
- Average implementation
- Less implementation
- Least implementation
- Not Applicable/Low Response

Response Rates

Students	74%
Teachers	85%

Less Effective Leaders

Do principals and teachers implement a shared vision for success?

Less Collaborative Teachers

Do teachers collaborate to promote professional growth?

Average Ambitious Instruction

Are the classes challenging and engaging?

More Supportive Environment

Is the school safe, demanding, and supportive?

Less Involved Families

Does the entire staff build strong external relationships?

College Readiness

Ready for College Coursework

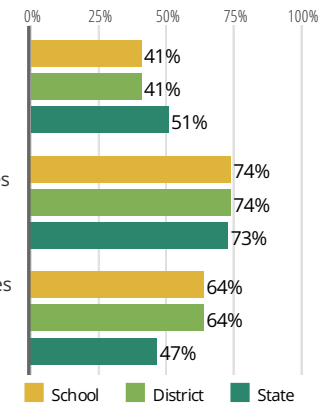
Students who meet or exceed ACT college readiness benchmarks

Postsecondary Enrollment

Students who enroll at colleges and universities

Postsecondary Remediation (lower is better)

Students enrolled in Illinois community colleges who require remedial coursework





ARGENTA-OREANA HIGH SCHOOL

School Highlights

Academic Courses

We are proud to offer a variety of academic courses to challenge and support our students in their academic development.

Career Development Courses and Programs

Career and Technical Education Courses are available to AOHS students in their Junior and Senior years through our agreement with the Heartland Region Technical Academy and Richland Community College.

Physical Education, Health and Wellness

Health Education Courses, Weight Lifting/Toning

Athletics

We are proud to offer a variety of Athletic Program opportunities for our students to participate in.

Other Programs and Activities

Extra curricular activities are an important part of the overall development of our students. We are proud to offer a variety of opportunities for our students. Academic Late stay is an opportunity available to our student on Tuesdays and Thursdays to stay after school for academic assistance. Bus transportation is available to take students home.

School Personnel Resources

Bilingual Education Teacher, School Guidance Counselor, School Social Worker, Special Education Teacher

School Awards

Facilities

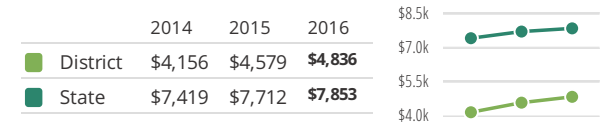
FOR MORE INFORMATION

Visit IllinoisReportCard.com to see additional details about each item of information for this school. There you will find charts spanning multiple years, detailed explanations, resources, more of the school's programs and activities, and powerful tools that let you dig deeper into data.

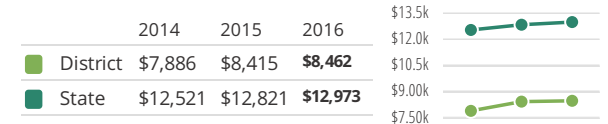
Most of this data has been collected by ISBE from school districts through data systems. Some information, such as the School Highlights, is entered directly by principals and can be updated throughout the year.

District Finance

Instructional Spending per Pupil includes only the activities directly dealing with the teaching of students or the interaction between teachers and students.



Operational Spending per Pupil includes all costs for overall operations in this school's district, including Instructional Spending, but excluding summer school, adult education, capital expenditures, and long-term debt payments.



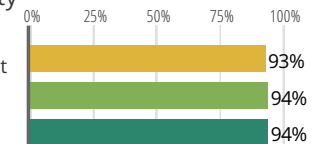
Educator Measures

This school has had **1 principal(s)** over the past 6 years. In the last three years, an average of **81% of teachers** return to this school each year.

Student Attendance and Mobility

Attendance Rate

Rate at which students are present at school, not including excused or unexcused absences



Chronic Truancy Rate

Percentage of students who have been absent without valid reasons for 5% or more of regular school days



Student Mobility

Percentage of students who transfer in or out of the school during the school year, not including graduates

