

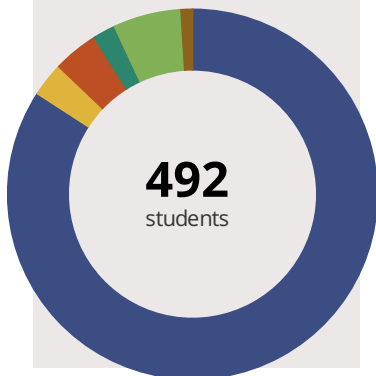
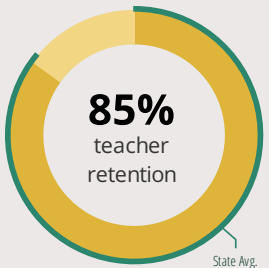
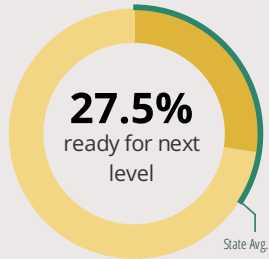
ARGENTA-OREANA ELEMENTARY SCHOOL

400 W SOUTH ST OREANA, IL 62554 9774 (217) 468-2121

Grades: P-5
District: ARGENTA-OREANA CUSD 1

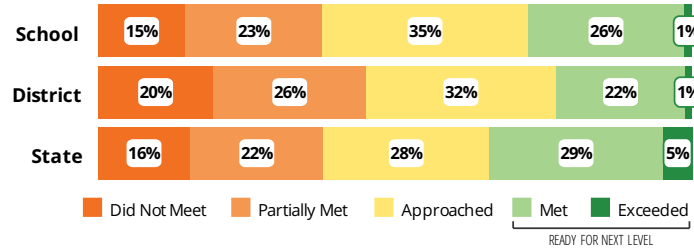
Principal: Mrs.Amanda Ryder
Superintendent: Mr.Damian Jones

FAST FACTS



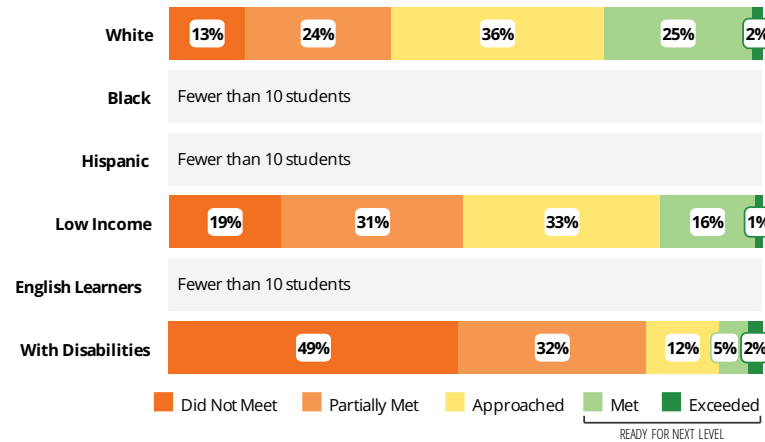
Academic Success

All Illinois students in grades 3-8 take the PARCC assessment each year. High school students take the SAT in Math and English Language Arts.



Success by Student Group

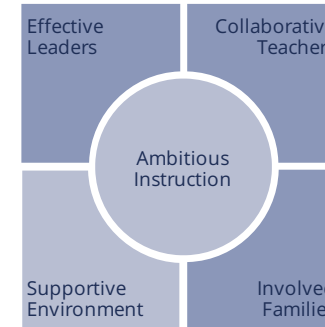
This display shows PARCC performance levels for each student group. No data is shown for groups with fewer than 10 students.



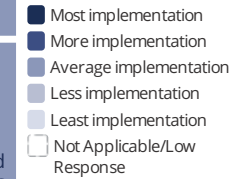
Student Characteristics

White	85%	Low Income	48%
Black	3%	English Learners	1%
Hispanic	4%	With Disabilities	10%
Asian	2%	Homeless	0%
American Indian	0%		
Two or More Races	6%		
Pacific Islander	1%		

School Environment



The **5Essentials Survey** allows students in grades 6-12 and all teachers to share their perspectives on essential conditions for learning. The anonymous survey consists of 5 components.



Response Rates	
Students	100%
Teachers	83%

Average Effective Leaders

Do principals and teachers implement a shared vision for success?

Average Collaborative Teachers

Do teachers collaborate to promote professional growth?

Less Ambitious Instruction

Are the classes challenging and engaging?

Less Supportive Environment

Is the school safe, demanding, and supportive?

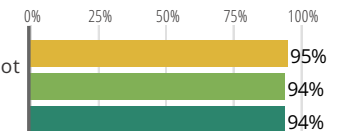
Average Involved Families

Does the entire staff build strong external relationships?

Student Attendance and Mobility


Attendance Rate

Rate at which students are present at school, not including excused or unexcused absences



Chronic Truancy Rate

Percentage of students who have been absent without valid reasons for 5% or more of regular school days



Student Mobility

Percentage of students who transfer in or out of the school during the school year, not including graduates





ARGENTA-OREANA ELEMENTARY SCHOOL

School Highlights

Academic Courses

Newspaper/Yearbook, Art History, Band, Choir, Music Theory , Character Counts, Peer Mentors, Title 1 Programs, Common Core Reading, Common Core Math, Science, Social Studies

Career Development Courses and Programs

Physical Education, Heath and Wellness

Gross motor skills and Fine Motor Skills, Physical Fitness, Team Sport Activities

Athletics

Youth League Girls and Boys Sports

Other Programs and Activities

Career Education Events, Conflict Resolution, Family Nights, Parent Associations, Yearbook Club

School Personnel Resources

Librarian/Media Specialist, Special Education Teacher

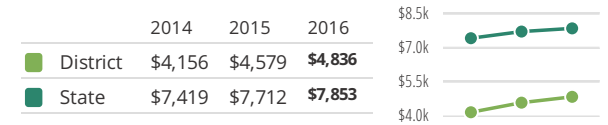
School Awards

Awarded the ISBE Golden Circle of Quality Award for the Pre-K Program

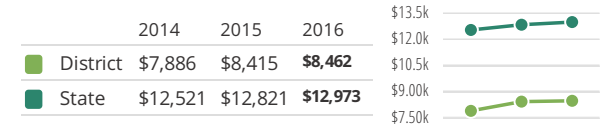
Facilities

District Finance

Instructional Spending per Pupil includes only the activities directly dealing with the teaching of students or the interaction between teachers and students.



Operational Spending per Pupil includes all costs for overall operations in this school's district, including Instructional Spending, but excluding summer school, adult education, capital expenditures, and long-term debt payments.



Educator Measures

This school has had **3 principal(s)** over the past 6 years. In the last three years, an average of **85% of teachers** return to this school each year.

FOR MORE INFORMATION

Visit IllinoisReportCard.com to see additional details about each item of information for this school. There you will find charts spanning multiple years, detailed explanations, resources, more of the school's programs and activities, and powerful tools that let you dig deeper into data.

Most of this data has been collected by ISBE from school districts through data systems. Some information, such as the School Highlights, is entered directly by principals and can be updated throughout the year.