



## REGULAR BOARD MEETING - REVISED

Keene-Riverview Elementary, MPR, 832 Park Avenue

2/26/2019 07:00 PM

### I. 7:00 p.m. - Call to Order

1. Pledge of Allegiance
2. Approval of Agenda
3. Communications

### II. Information Items: REVISED

1. PTA Update
2. AVID 12 Reflections
3. Special Services Update - REVISED

[Update \(p. 3\)](#)

### III. Protocol for Addressing Board:

[Welcome to the Board Meeting \(p. 4\)](#)

### IV. Hearing of Visitors:

### V. Reports:

1. Assistant Superintendent's Report - Curriculum and Instruction
2. Assistant Superintendent's Report - Business and Operations

[February 2019 Student Enrollment \(p. 5\)](#)

[January 2019 Financial Reports \(p. 8\)](#)

3. Superintendent's Report
4. Board Members' Reports
5. Student Representatives' Reports

### VI. Consent Items: REVISED

1. Certificated Personnel

[Cert - February 26, 2019 \(p. 16\)](#)

2. Classified Personnel

[Class - February 26, 2019 \(p. 17\)](#)

3. Approval of Minutes - REVISED

[Special Board Meeting - February 19, 2019 \(p. 18\)](#)

**4. Contracts and Personal Service Agreements**

[Contracts and PSAs \(p. 24\)](#)

**5. Volunteer Coaches**

**6. Vouchers and Payroll**

[Payable February 28, 2019 \(p. 25\)](#)

**VII. Old Business:**

**VIII. Action Items:**

**1. Amendment of Policy No. 4130: Title 1 Parental Involvement - SECOND READING**

[Policy No. 4130 \(p. 54\)](#)

**2. Out-of-State Travel: National Migrant Education Conference**

[National Migrant Education Conference \(p. 60\)](#)

**3. Amendment of Policy No. 3110: Qualifications of Attendance and Placement - SECOND READING**

[Policy No. 3110 \(p. 69\)](#)

**IX. Discussion Items:**

**X. Future Meetings:**

- *Special Board Meeting, Bid Opening, March 7, 2019, Staff Development Room, 3:30 p.m.*
- *Regular Board Meeting, March 12, 2019, Keene-Riverview Elementary, 7:00 p.m.*
- *Special Board Meeting to Discuss Board Protocols, Framework, Roles and Responsibilities, Date and Time TBD*
- *Special Board Meeting to Discuss 2019 Summer School, Date and Time TBD*

**XI. Adjournment:**

**XII. Executive Session - "To receive and evaluate complaints or charges brought against a public officer or employee" - RCW 42.30.110 (1) (f).**



# Special Service Update-2/22/19

|   |  |
|---|--|
| <p>Department work</p>                            | <ul style="list-style-type: none"> <li>• A cross-coaching day for the lifeskills classes of KRV and Heights did occur on 1/18/19 it was successful and another one is in the works</li> <li>• Dr Enns will be worked with a group of paraeducators on 1/17/19, he will follow-up in April</li> <li>• Dr. Enns gave a presentation on 1/17/19 to the entire school district at 3:30 at HMS in the gym. There was a good turnout. A video recording was made of the presentation for staff to view who were unable to attend.</li> <li>• Dr. Enns' presentation to parents has been postponed to March because of the weather.</li> <li>• A meeting was held on 1/28 to begin to organize a field day May 15<sup>th</sup>, for the middle school and high school life skills students. A follow-up meeting will be held on March 5<sup>th</sup>.</li> <li>• 1/28 I had the privilege of subbing in the life-skills room at KRV so that the teacher could attend a training webinar.</li> </ul> |
| <p>Round Table Process</p>                        | <ul style="list-style-type: none"> <li>• No round table needed this month</li> </ul>   |
| <p>Bi-monthly building meetings</p>               | <p>Topics covered this past month include: timelines, behavior needs and para support</p>  |
| <p>IEP Compliance</p>                             | <ul style="list-style-type: none"> <li>• We continue with our in-house compliance monitoring</li> </ul>  |
| <p>Prosser High School Transition Program</p>     | <ul style="list-style-type: none"> <li>• Program continues to grow, with the placement of students at supervised work sites</li> <li>• Plans are being worked on to implement a PHS version of Clemson Life/WSU Roar programs in the life-skills classroom next year</li> </ul>  |
| <p>Budget/Human Resources</p>                     | <ul style="list-style-type: none"> <li>• Work is being done on course scheduling of special needs students to reduce classroom overloads</li> </ul>  |
| <p>Program</p>                                    | <ul style="list-style-type: none"> <li>• <b>February count had 0 exceptions. February 2018 had 0 exceptions.</b></li> <li>• <b>February 2019 student count is 374 total. 0-3: 12, 3-5 preschool: 24, K-21; 338. We are at 13% if figured on head count, 13.2% if figured on FTE (Head count=2,604 FTE=2,558.75)</b></li> </ul>   |
| <p>Personal Professional Development/Training</p> | <p>Professional Development/Trainings completed by the director this reporting period:</p> <ul style="list-style-type: none"> <li>• What is White Privilege. Really?</li> <li>• Get Your Classroom Thinking! Deeper Learning Strategies for Any Classroom</li> <li>• Leading Transformational Learning Through Making</li> <li>• Autism: new Research and Remediation</li> <li>• Beyond the Label-helping Kids with Temperament and Learning Issues</li> <li>• What is Learning?</li> <li>• What You Can do today to Lessen Challenging Behaviors Tomorrow</li> <li>• My Class is Out of Control: What is My First Move?</li> <li>• Visual Strategies for Individuals with Autism that Promote Success at School, at Home, and in the Community</li> <li>• You Don't Have to be Dyslexic to Have Trouble Learning to Read English</li> <li>• Engaging All Students With Poverty in Mind</li> </ul>   |

# SCHOOL BOARD MEETINGS

Prosser School District No. 116 \* 1126 Meade Avenue, Suite A \* Prosser, WA 99350

## Welcome to a meeting of Prosser School District Board of Directors!

Your views and interest in education are important to us and to your schools. Whether your visit is for the purpose of bringing information to the board's attention, solving a problem, or simply to see what's going on, we hope you'll feel welcome and comfortable at this meeting. We also hope that you will leave with a better understanding of your school district and its board of directors.

### How the Board Operates

As the board meeting progresses, you may notice that there is quick action on some items. This is because the board generally considers an issue for several meetings before taking action, and also because background materials on the various items are sent to members for their careful study prior to the meeting. Sometimes the board will approve a motion that encompasses many items. These items, grouped under the "consent" portion of the agenda, are considered routine. You'll be able to follow the action more carefully if you pick up a copy of the agenda that is available.

Board members are: Scotty Hunt, President; Jesalyn Cole, Vice-President; Andy Howe, Peggy S. Douglas and Scott Coleman. Student representatives are Naomi Akinbade, Layne Padelford and Kord Tuttle.

### About Board Meetings

Business meetings are held twice each month, usually on the 2nd and 4th Tuesdays. The first meeting of the month is also a time for the various educational programs of the district to provide an educational presentation to the Board. These meetings begin at 7:00 p.m.

The board encourages input on all issues under discussion at the business meetings.

### About Executive Sessions

The board may occasionally go into executive session, thus excluding the public and the news media from witnessing the discussion. You should

know though, that the board will only discuss issues in executive session. It must, by law, take all actions in an open meeting. The law also limits what the board can legally discuss in executive session. These closed discussions may only concern litigation, personnel selection or evaluation, negotiations, complaints against an officer or staff member or real estate transactions where public disclosure would be damaging to individuals or the general welfare of the district. Before going into executive session, the board president must estimate the time the board will return to open session.

### Study Sessions

Board Study Sessions are held by the board to address specific issues and to give the board an opportunity to have staff make presentations regarding specific areas of instruction or operation. Study sessions are open meetings and offer the community an opportunity to hear the issues being discussed. Study sessions follow the same protocols as regular board meetings for addressing the board with questions or concerns.

### Addressing the Board

You may present a concern to the board during the time reserved for hearing public comment. If this is the case we ask that you:

- Prior to the start of the meeting, sign in, noting the topic you intend to address to the board.
- Come to the microphone and state your name.
- Do not reflect adversely on the political or economic view, ethnic background, character or motives of any individual.
- Do keep your comments concise, non-emotional and brief.

The board is interested in hearing your concerns and your compliments too. It's best to call the superintendent's office a couple of days before the meeting. If this isn't possible, you can ask the board president to recognize you during the hearing section.

### Board Hearings

The school board can be compared to a "court of last resort." If a concern cannot be solved by first talking with the teacher, principal, or appropriate district personnel, it may be forwarded to the board for hearing. Sometimes this hearing may be conducted in "executive session," meaning the public and the media are not in attendance.

### About Your Board

Public schools are especially close to the communities they serve because they are governed by men and women selected from the community. These men and women - your school board; are volunteers who spend a great deal of time on the many details involved in providing quality education.

Board members serve four-year terms. They are required to file financial disclosure statements with the Washington State Public Disclosure Commission and must be registered voters of the school district

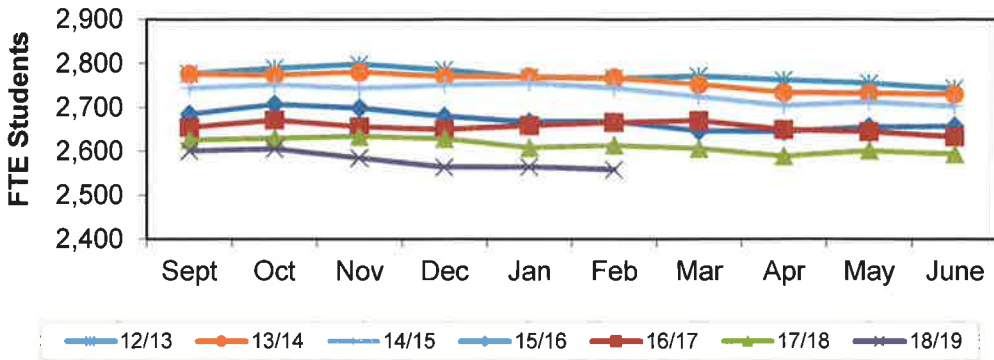
School board members attend meetings, keep communications open with other members of the community and represent the needs of the district before local, state and national representatives. They make critical decisions that have a direct impact on what children learn and how they learn it. However, a school board is a legal body and can only make decisions as a body.

You may notice that many of the decisions the board must make are not directly related to instruction. School board members are also responsible for keeping the buildings and grounds in good shape, balancing the budget, protecting the district's legal interests, and providing for long-range planning.

# Student Enrollment for February 2019

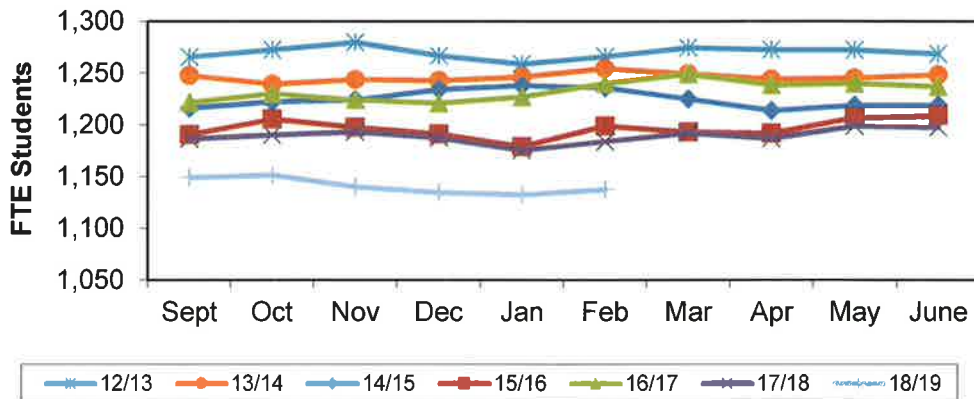


### District Monthly Enrollment (as revised) from 12/13 to 18/19



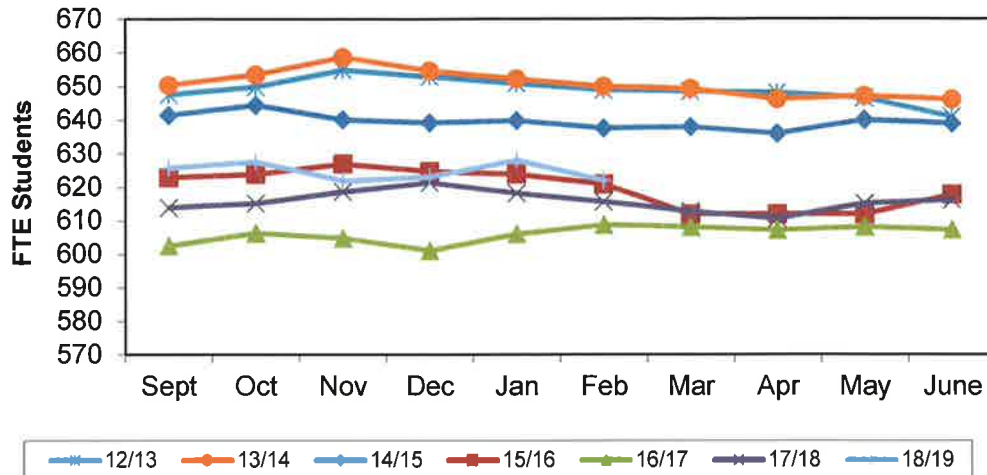
|                     | Sept  | Oct   | Nov   | Dec   | Jan   | Feb   | Mar   | Apr   | May   | June  | Average |
|---------------------|-------|-------|-------|-------|-------|-------|-------|-------|-------|-------|---------|
| <b>12/13</b>        | 2,777 | 2,790 | 2,799 | 2,787 | 2,769 | 2,767 | 2,772 | 2,763 | 2,756 | 2,744 | 2,772   |
| <b>13/14</b>        | 2,777 | 2,774 | 2,782 | 2,772 | 2,771 | 2,769 | 2,753 | 2,735 | 2,733 | 2,731 | 2,760   |
| <b>14/15</b>        | 2,745 | 2,752 | 2,745 | 2,752 | 2,756 | 2,745 | 2,725 | 2,705 | 2,713 | 2,703 | 2,734   |
| <b>15/16</b>        | 2,685 | 2,708 | 2,700 | 2,681 | 2,668 | 2,669 | 2,647 | 2,646 | 2,657 | 2,658 | 2,672   |
| <b>16/17</b>        | 2,656 | 2,672 | 2,657 | 2,651 | 2,660 | 2,667 | 2,671 | 2,650 | 2,646 | 2,634 | 2,656   |
| <b>17/18</b>        | 2,627 | 2,631 | 2,635 | 2,630 | 2,609 | 2,614 | 2,607 | 2,590 | 2,602 | 2,594 | 2,614   |
| <b>18/19</b>        | 2,601 | 2,606 | 2,585 | 2,565 | 2,565 | 2,559 |       |       |       |       | 2,580   |
| <b>18/19 Budget</b> |       |       |       |       |       |       |       |       |       |       | 2,547   |
| <b>(Under) Over</b> |       |       |       |       |       |       |       |       |       |       | 33      |

### Elementary Enrollment from 12/13 to 18/19



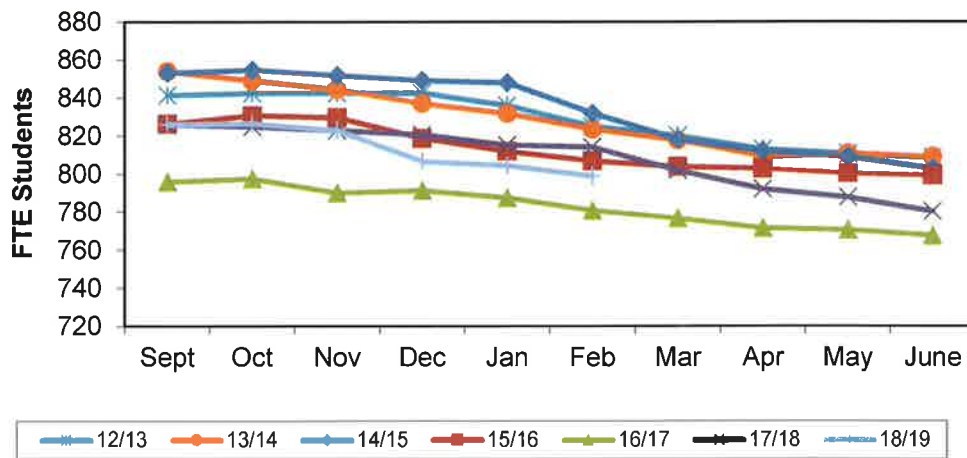
|                     | Sept  | Oct   | Nov   | Dec   | Jan   | Feb   | Mar   | Apr   | May   | June  | Average |
|---------------------|-------|-------|-------|-------|-------|-------|-------|-------|-------|-------|---------|
| <b>12/13</b>        | 1,266 | 1,273 | 1,280 | 1,267 | 1,259 | 1,266 | 1,275 | 1,273 | 1,273 | 1,269 | 1,270   |
| <b>13/14</b>        | 1,248 | 1,240 | 1,244 | 1,243 | 1,246 | 1,254 | 1,249 | 1,244 | 1,245 | 1,248 | 1,246   |
| <b>14/15</b>        | 1,217 | 1,223 | 1,224 | 1,234 | 1,238 | 1,236 | 1,225 | 1,214 | 1,219 | 1,219 | 1,225   |
| <b>15/16</b>        | 1,191 | 1,206 | 1,198 | 1,191 | 1,179 | 1,199 | 1,193 | 1,192 | 1,207 | 1,209 | 1,196   |
| <b>16/17</b>        | 1,222 | 1,230 | 1,224 | 1,221 | 1,227 | 1,240 | 1,249 | 1,239 | 1,240 | 1,237 | 1,233   |
| <b>17/18</b>        | 1,187 | 1,190 | 1,193 | 1,187 | 1,175 | 1,184 | 1,192 | 1,187 | 1,199 | 1,198 | 1,189   |
| <b>18/19</b>        | 1,149 | 1,152 | 1,140 | 1,135 | 1,133 | 1,138 |       |       |       |       | 1,141   |
| <b>18/19 Budget</b> |       |       |       |       |       |       |       |       |       |       | 1,129   |
| <b>(Under) Over</b> |       |       |       |       |       |       |       |       |       |       | 12      |

### HMS Enrollment from 12/13 to 18/19




|                     | Sept | Oct | Nov | Dec | Jan | Feb | Mar | Apr | May | June | Average |
|---------------------|------|-----|-----|-----|-----|-----|-----|-----|-----|------|---------|
| <b>12/13</b>        | 648  | 650 | 655 | 653 | 651 | 649 | 649 | 648 | 647 | 641  | 649     |
| <b>13/14</b>        | 651  | 654 | 659 | 655 | 652 | 650 | 649 | 646 | 647 | 646  | 651     |
| <b>14/15</b>        | 642  | 645 | 640 | 639 | 640 | 638 | 638 | 636 | 640 | 639  | 640     |
| <b>15/16</b>        | 623  | 624 | 627 | 625 | 624 | 621 | 612 | 612 | 612 | 618  | 620     |
| <b>16/17</b>        | 603  | 606 | 605 | 601 | 606 | 609 | 608 | 607 | 608 | 607  | 606     |
| <b>17/18</b>        | 614  | 615 | 619 | 621 | 618 | 616 | 613 | 611 | 615 | 616  | 616     |
| <b>18/19</b>        | 626  | 628 | 622 | 623 | 628 | 622 |     |     |     |      | 625     |
| <b>18/19 Budget</b> |      |     |     |     |     |     |     |     |     |      | 614     |
| <b>(Under) Over</b> |      |     |     |     |     |     |     |     |     |      | 11      |

### PHS Enrollment from 12/13 to 18/19



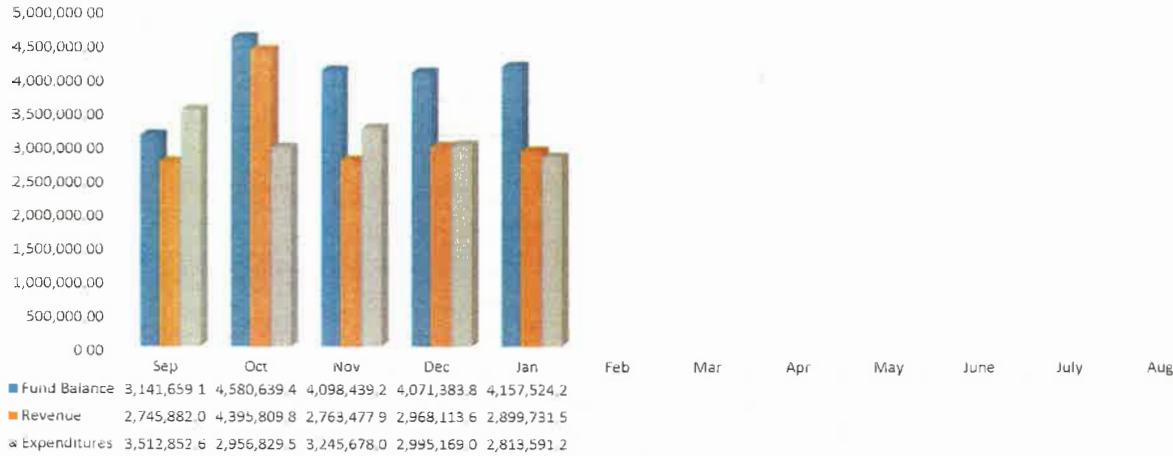
|                     | Sept | Oct | Nov | Dec | Jan | Feb | Mar | Apr | May | June | Average |
|---------------------|------|-----|-----|-----|-----|-----|-----|-----|-----|------|---------|
| <b>12/13</b>        | 842  | 843 | 843 | 843 | 836 | 825 | 820 | 813 | 811 | 809  | 829     |
| <b>13/14</b>        | 854  | 849 | 844 | 837 | 832 | 824 | 818 | 809 | 811 | 809  | 829     |
| <b>14/15</b>        | 853  | 855 | 852 | 849 | 848 | 832 | 819 | 812 | 810 | 803  | 833     |
| <b>15/16</b>        | 826  | 831 | 830 | 819 | 812 | 807 | 804 | 803 | 801 | 800  | 813     |
| <b>16/17</b>        | 796  | 798 | 790 | 792 | 788 | 781 | 777 | 772 | 771 | 768  | 783     |
| <b>17/18</b>        | 826  | 825 | 823 | 821 | 815 | 814 | 802 | 792 | 788 | 780  | 809     |
| <b>18/19</b>        | 826  | 827 | 823 | 807 | 805 | 799 |     |     |     |      | 814     |
| <b>18/19 Budget</b> |      |     |     |     |     |     |     |     |     |      | 804     |
| <b>(Under) Over</b> |      |     |     |     |     |     |     |     |     |      | 10      |

# January 2019 Financial Reports



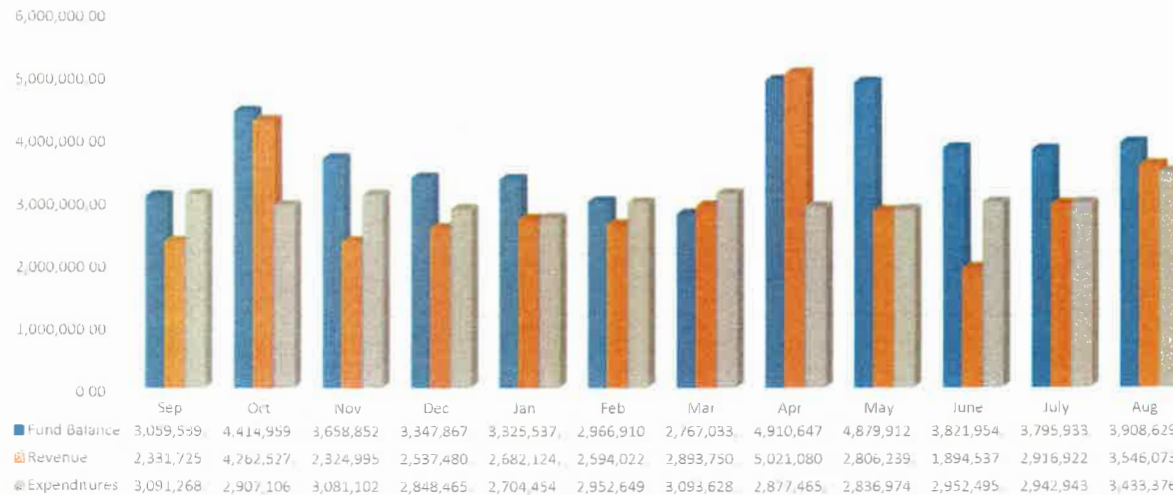


2018-19 General Fund



| TOTAL YTD SUMMARY             |               |
|-------------------------------|---------------|
| Revenues                      | 15,773,015.05 |
| Expenditures                  | 15,524,120.55 |
| REVENUES - % OF BUDGET        |               |
| Budget                        | 37,435,402    |
| % Received                    | 42.13%        |
| EXPENDITURES - % OF BUDGET    |               |
| Budget                        | 38,405,680    |
| % Expended                    | 40.42%        |
| FUND BALANCE/BUDGETED EXPEND. |               |
|                               | 10.83%        |

2017-18 General Fund



| TOTAL YTD SUMMARY          |               |
|----------------------------|---------------|
| Revenues                   | 35,811,480.19 |
| Expenditures               | 35,721,931.97 |
| REVENUES - % OF BUDGET     |               |
| Budget                     | 35,680,808    |
| % Received                 | 100.37%       |
| EXPENDITURES - % OF BUDGET |               |
| Budget                     | 35,963,437    |
| % Expended                 | 99.33%        |
| FUND BALANCE/TOTAL EXPEND  |               |
|                            | 10.94%        |

Prosser School District  
General Fund Budget Status 2018-19

| Actual Enrollment FTE per month         | 2,601.44            | 2,606.15            | 2,585.38            | 2,564.56            | 2,565.37            |                     |                     |                     |                     |                     |                     |                     | Average<br>2,584.58  | Budget<br>2,547.00 | over/(under)<br>37.58 |
|---|---------------------|---------------------|---------------------|---------------------|---------------------|---------------------|---------------------|---------------------|---------------------|---------------------|---------------------|---------------------|----------------------|--------------------|-----------------------|
| Apportionment Percentage                | Sept<br>9.0%        | Oct<br>9.0%         | Nov<br>5.5%         | Dec<br>9.0%         | Jan<br>9.0%         | Feb<br>9.0%         | Mar<br>9.0%         | Apr<br>9.0%         | May<br>5.5%         | June<br>6.0%        | July<br>10.0%       | Aug<br>10.0%        | Total<br>YTD         | Original<br>Budget | % of<br>Budget        |
| <b>Revenues:</b>                        |                     |                     |                     |                     |                     |                     |                     |                     |                     |                     |                     |                     |                      |                    |                       |
| 1000 Property Taxes                     | 33,906.88           | 1,315,576.27        | 354,063.76          | 34,380.49           | 21,001.56           |                     |                     |                     |                     |                     |                     |                     | 1,758,928.96         | 3,022,716          | 58.19%                |
| 2000 Interest                           | 5,340.33            | 4,966.42            | 5,143.01            | 7,363.78            | 6,716.78            |                     |                     |                     |                     |                     |                     |                     | 29,530.32            | 30,000             | 98.43%                |
| Food Service                            | 11,685.76           | 15,994.19           | 15,298.81           | 12,398.32           | 10,845.63           |                     |                     |                     |                     |                     |                     |                     | 66,222.71            | 130,000            | 50.94%                |
| Traffic Safety                          | 6,945.00            | 4,601.00            | 6,609.00            | 2,185.00            | 4,075.00            |                     |                     |                     |                     |                     |                     |                     | 24,415.00            | 57,000             | 42.83%                |
| Other Local                             | 9,126.03            | 10,578.45           | 5,572.43            | -1,830.37           | -344.24             |                     |                     |                     |                     |                     |                     |                     | 23,102.30            | 33,500             | 68.96%                |
| E-rate                                  | 87,295.77           | 0.00                | 20.00               | 0.00                | 0.00                |                     |                     |                     |                     |                     |                     |                     | 87,315.77            | 90,516             | 96.46%                |
| 2000 Subtotal (w/o taxes)               | 120,392.89          | 36,140.06           | 32,643.25           | 20,116.73           | 21,293.17           | 0.00                | 0.00                | 0.00                | 0.00                | 0.00                | 0.00                | 0.00                | 230,586.10           | 341,016            | 67.62%                |
| 3000 Apportionment                      | 1,831,261.61        | 1,831,261.62        | 1,119,104.32        | 1,831,261.61        | 1,968,883.34        |                     |                     |                     |                     |                     |                     |                     | 8,581,772.50         | 20,344,500         | 42.18%                |
| Levy Assistance                         | 0.00                | 209,708.27          | 396,188.11          | 46,587.34           | 0.00                |                     |                     |                     |                     |                     |                     |                     | 652,483.72           | 2,001,927          | 32.59%                |
| Special Ed-Excess Cost                  | 64,481.44           | 64,481.44           | 39,405.33           | 64,481.44           | 72,193.69           |                     |                     |                     |                     |                     |                     |                     | 305,043.34           | 716,272            | 42.59%                |
| 3000 Subtotal                           | 1,895,743.05        | 2,105,451.33        | 1,554,697.76        | 1,942,330.39        | 2,041,077.03        | 0.00                | 0.00                | 0.00                | 0.00                | 0.00                | 0.00                | 0.00                | 9,539,299.56         | 23,062,699         | 41.36%                |
| 4000 State Grants                       | 427,275.71          | 423,636.10          | 569,297.42          | 520,732.99          | 472,708.59          |                     |                     |                     |                     |                     |                     |                     | 2,413,650.81         | 5,778,862          | 41.77%                |
| Budget Capacity                         | 0.00                | 0.00                | 0.00                | 0.00                | 0.00                |                     |                     |                     |                     |                     |                     |                     | 0.00                 | 650,000            | 0.00%                 |
| Transportation                          | 130,373.65          | 130,373.65          | 79,672.79           | 130,373.65          | 130,373.65          |                     |                     |                     |                     |                     |                     |                     | 601,167.39           | 1,318,000          | 45.61%                |
| 4000 Subtotal                           | 557,649.36          | 554,009.75          | 569,297.42          | 651,106.64          | 603,082.24          | 0.00                | 0.00                | 0.00                | 0.00                | 0.00                | 0.00                | 0.00                | 2,935,145.41         | 7,746,862          | 37.89%                |
| 5000 PILT                               | 0.00                | 150,422.05          | 2,686.28            | 0.00                | 0.00                | 0.00                | 0.00                | 0.00                | 0.00                | 0.00                | 0.00                | 0.00                | 153,108.33           | 50,000             | 306.22%               |
| 6000 Federal Grants                     | 138,189.90          | 234,210.39          | 250,089.45          | 320,179.37          | 213,277.58          |                     |                     |                     |                     |                     |                     |                     | 1,155,946.69         | 3,050,639          | 37.89%                |
| 7000 Non-High (Paterson)                | 0.00                | 0.00                | 0.00                | 0.00                | 0.00                |                     |                     |                     |                     |                     |                     |                     | 0.00                 | 15,000             | 0.00%                 |
| 8000 Other Programs                     | 0.00                | 0.00                | 0.00                | 0.00                | 0.00                |                     |                     |                     |                     |                     |                     |                     | 0.00                 | 146,470            | 0.00%                 |
| 9000 Sale of Bonds                      |                     |                     |                     |                     |                     |                     |                     |                     |                     |                     |                     |                     |                      | 0                  | #DIV/0!               |
| <b>Total Revenues</b>                   | <b>2,745,882.08</b> | <b>4,395,809.85</b> | <b>2,763,477.92</b> | <b>2,968,113.62</b> | <b>2,899,731.58</b> | <b>0.00</b>         | <b>0.00</b>         | <b>0.00</b>         | <b>0.00</b>         | <b>0.00</b>         | <b>0.00</b>         | <b>0.00</b>         | <b>15,773,015.05</b> | <b>37,435,402</b>  | <b>42.13%</b>         |
| <b>Expenditures:</b>                    |                     |                     |                     |                     |                     |                     |                     |                     |                     |                     |                     |                     |                      |                    |                       |
| Wages/Salaries                          | 2,003,004.67        | 1,777,180.63        | 1,838,310.94        | 1,764,566.30        | 1,699,121.98        |                     |                     |                     |                     |                     |                     |                     | 9,082,184.52         | 21,304,228         | 42.63%                |
| Benefits                                | 802,489.59          | 767,222.44          | 768,403.55          | 761,470.27          | 750,922.98          |                     |                     |                     |                     |                     |                     |                     | 3,850,508.83         | 9,409,865          | 40.92%                |
| MSOC                                    | 707,358.42          | 412,426.51          | 638,963.55          | 469,132.46          | 363,546.26          |                     |                     |                     |                     |                     |                     |                     | 2,591,427.20         | 7,041,587          | 36.80%                |
| Budget Capacity                         | 0.00                | 0.00                | 0.00                | 0.00                | 0.00                |                     |                     |                     |                     |                     |                     |                     | 0.00                 | 650,000            | 0.00%                 |
| <b>Total Expenditures</b>               | <b>3,512,852.68</b> | <b>2,956,829.58</b> | <b>3,245,678.04</b> | <b>2,995,169.03</b> | <b>2,813,591.22</b> | <b>0.00</b>         | <b>0.00</b>         | <b>0.00</b>         | <b>0.00</b>         | <b>0.00</b>         | <b>0.00</b>         | <b>0.00</b>         | <b>15,524,120.55</b> | <b>38,405,680</b>  | <b>40.42%</b>         |
| <b>Fund Balance Increase/(Decrease)</b> | <b>(766,970.60)</b> | <b>1,438,980.27</b> | <b>(482,200.12)</b> | <b>(27,055.41)</b>  | <b>86,140.36</b>    | <b>0.00</b>         | <b>0.00</b>         | <b>0.00</b>         | <b>0.00</b>         | <b>0.00</b>         | <b>0.00</b>         | <b>0.00</b>         | <b>248,894.50</b>    | <b>(970,278)</b>   |                       |
| <b>Beginning Fund Balance</b>           | <b>3,908,629.74</b> | <b>3,141,659.14</b> | <b>4,580,639.41</b> | <b>4,098,439.29</b> | <b>4,071,383.88</b> | <b>4,157,524.24</b> | <b>4,157,524.24</b> | <b>4,157,524.24</b> | <b>4,157,524.24</b> | <b>4,157,524.24</b> | <b>4,157,524.24</b> | <b>4,157,524.24</b> | <b>3,908,629.74</b>  |                    |                       |
| <b>Ending Fund Balance</b>              | <b>3,141,659.14</b> | <b>4,580,639.41</b> | <b>4,098,439.29</b> | <b>4,071,383.88</b> | <b>4,157,524.24</b> | <b>4,157,524.24</b> | <b>4,157,524.24</b> | <b>4,157,524.24</b> | <b>4,157,524.24</b> | <b>4,157,524.24</b> | <b>4,157,524.24</b> | <b>4,157,524.24</b> | <b>4,157,524.24</b>  |                    |                       |

Apportionment for Sep - Dec is based on budgeted FTE; Jan - Aug is actual YTD average

**PROSSER SCHOOL DISTRICT NO. 116**  
**2018-2019 Budget Status Report**  
**10--General Fund-- FUND BALANCE -- AGENCY ACCOUNTS -- Original -- BUDGET-STATUS-REPORT**  
**Fiscal Year 2018 (September 1, 2018 - August 31, 2019)**

For the PROSSER SCHOOL DISTRICT NO. 116 School District for the Month of January, 2019

|   | ANNUAL<br>BUDGET  | ACTUAL<br>FOR MONTH | ACTUAL<br>FOR YEAR   | ENCUMBRANCES         | BALANCE              | PERCENT      |
|---|-------------------|---------------------|----------------------|----------------------|----------------------|--------------|
| <b>A. REVENUES/OTHER FIN. SOURCES</b>   |                   |                     |                      |                      |                      |              |
| 1000 LOCAL TAXES  | 3,022,716         | 21,001.56           | 1,758,922.96         |                      | 1,263,787.04         | 58.19        |
| 2000 LOCAL SUPPORT MONTAX   | 341,016           | 21,293.17           | 230,586.10           |                      | 110,429.90           | 67.61        |
| 3000 STATE, GENERAL PURPOSE   | 23,062,699        | 2,041,077.03        | 9,539,299.56         |                      | 13,523,399.44        | 41.74        |
| 4000 STATE, SPECIAL PURPOSE   | 7,746,862         | 603,082.24          | 2,935,145.41         |                      | 4,811,716.59         | 37.29        |
| 5000 FEDERAL, GENERAL PURPOSE   | 50,000            | 0.00                | 153,108.33           |                      | -103,108.33          | 306.42       |
| 6000 FEDERAL, SPECIAL PURPOSE   | 3,050,639         | 213,277.58          | 1,155,946.69         |                      | 1,894,692.31         | 37.54        |
| 7000 REVENUES FR OTH SCH DIST   | 15,000            | 0.00                | 0.00                 |                      | 15,000.00            | 0.00         |
| 8000 OTHER AGENCIES AND ASSOCIATES  | 146,470           | 0.00                | 0.00                 |                      | 146,470.00           | 0.00         |
| 9000 OTHER FINANCING SOURCES  | 0                 | 0.00                | 0.00                 |                      | 0.00                 | 0.00         |
| <b>Total REVENUES/OTHER FIN. SOURCES</b>  | <b>37,435,402</b> | <b>2,899,731.58</b> | <b>15,773,015.05</b> |                      | <b>21,662,386.95</b> | <b>42.13</b> |
| <b>B. EXPENDITURES</b>  |                   |                     |                      |                      |                      |              |
| 00 Regular Instruction  | 19,726,507        | 1,452,275.32        | 8,417,407.91         | 9,372,391.44         | 1,936,707.65         | 90.18        |
| 10 Federal Stimulus   | 0                 | 0.00                | 0.00                 | 0.00                 | 0.00                 | 0.00         |
| 20 Special Ed Instruction   | 4,067,986         | 369,937.15          | 1,681,443.70         | 1,792,706.47         | 593,835.83           | 95.40        |
| 30 Voc. Ed Instruction  | 1,600,433         | 102,114.72          | 568,809.09           | 686,755.14           | 344,862.77           | 78.45        |
| 40 Skills Center Instruction  | 0                 | 0.00                | 0.00                 | 0.00                 | 0.00                 | 0.00         |
| 50+60 Compensatory Ed Instruct.   | 4,645,942         | 276,086.22          | 1,622,372.99         | 1,590,016.85         | 1,433,552.16         | 69.14        |
| 70 Other Instructional Pgms   | 267,181           | -3,493.28           | 37,398.24            | 35,957.47            | 193,825.29           | 27.44        |
| 80 Community Services   | 83,135            | 0.00                | 0.00                 | 0.00                 | 83,135.00            | 0.00         |
| 90 Support Services   | 8,014,496         | 616,671.09          | 3,196,688.62         | 2,720,907.46         | 2,096,899.92         | 73.44        |
| <b>Total EXPENDITURES</b>   | <b>38,405,680</b> | <b>2,813,591.22</b> | <b>15,524,120.55</b> | <b>16,198,734.83</b> | <b>6,682,824.62</b>  | <b>82.60</b> |
| <b>C. OTHER FIN. USES TRANS. OUT (GL 536)</b>   |                   |                     |                      |                      |                      |              |
|   | 0                 | 0.00                | 0.00                 |                      |                      |              |
| <b>D. OTHER FINANCING USES (GL 535)</b>   |                   |                     |                      |                      |                      |              |
|   | 0                 | 0.00                | 0.00                 |                      |                      |              |
| <b>E. EXCESS OF REVENUES/OTHER FIN. SOURCES<br/>OVER (UNDER) EXP/OTH FIN USES (A-B-C-D)</b> |                   |                     |                      |                      |                      |              |
|   | -970,278          | 86,140.36           | 248,894.50           |                      | 1,219,172.50         | -125.61      |
| <b>F. TOTAL BEGINNING FUND BALANCE</b>  |                   |                     |                      |                      |                      |              |
|   | 3,650,000         |                     | 3,908,629.74         |                      |                      |              |
| <b>G. G/L 898 PRIOR YEAR ADJUSTMENTS (+OR-)</b>   |                   |                     |                      |                      |                      |              |
|   | XXXXXXXXXX        |                     | 0.00                 |                      |                      |              |
| <b>H. TOTAL ENDING FUND BALANCE<br/>(E+F + OR - G)</b>                                      |                   |                     |                      |                      |                      |              |
|   | 2,679,722         |                     | 4,157,524.24         |                      |                      |              |
| <b>I. ENDING FUND BALANCE ACCOUNTS:</b>   |                   |                     |                      |                      |                      |              |
| G/L 810 Restricted For Other Items  | 0                 |                     | 0.00                 |                      |                      |              |
| G/L 815 Restric Unequalized Deduct Rev  | 0                 |                     | 0.00                 |                      |                      |              |
| G/L 821 Restricted for Carryover  | 75,000            |                     | 190,392.37           |                      |                      |              |
| G/L 825 Restricted for Skills Center  | 0                 |                     | 0.00                 |                      |                      |              |
| G/L 828 Restricted for C/O of FS Rev  | 0                 |                     | 0.00                 |                      |                      |              |
| G/L 830 RESERVE FOR DEBT  | 0                 |                     | 0.00                 |                      |                      |              |
| G/L 835 Restricted For Arbitrage Rebate   | 0                 |                     | 0.00                 |                      |                      |              |
| G/L 840 Nonspdn FB - Invent/Prepd Itms  | 125,000           |                     | 384,335.04           |                      |                      |              |
| G/L 845 Restricted for Self-Insurance   | 0                 |                     | 0.00                 |                      |                      |              |
| G/L 850 Restricted for Uninsured Risks  | 0                 |                     | 0.00                 |                      |                      |              |
| G/L 870 Committed to Other Purposes   | 0                 |                     | 0.00                 |                      |                      |              |
| G/L 872 Committed to Econmc Stabilizatzn  | 0                 |                     | 0.00                 |                      |                      |              |
| G/L 875 Assigned Contingencies  | 0                 |                     | 0.00                 |                      |                      |              |
| G/L 884 Assigned to Other Cap Projects  | 0                 |                     | 0.00                 |                      |                      |              |
| G/L 888 Assigned to Other Purposes  | 0                 |                     | 0.00                 |                      |                      |              |
| G/L 890 Unassigned Fund Balance   | 2,479,722         |                     | 3,582,296.83         |                      |                      |              |
| G/L 891 Unassigned Min Fnd Bal Policy   | 0                 |                     | 0.00                 |                      |                      |              |
| <b>TOTAL</b>  | <b>2,679,722</b>  |                     | <b>4,157,524.24</b>  |                      |                      |              |

**PROSSER SCHOOL DISTRICT NO. 116**  
**2018-2019 Budget Status Report**  
**20--Capital Projects-- FUND BALANCE -- AGENCY ACCOUNTS -- Original -- BUDGET-STATUS-REPORT**  
**Fiscal Year 2018 (September 1, 2018 - August 31, 2019)**

For the PROSSER SCHOOL DISTRICT NO. 116 School District for the Month of January, 2019

| <u>A. REVENUES/OTHER FIN. SOURCES</u>   | <u>ANNUAL BUDGET</u> | <u>ACTUAL FOR MONTH</u> | <u>ACTUAL FOR YEAR</u> | <u>ENCUMBRANCES</u> | <u>BALANCE</u>       | <u>PERCENT</u> |
|---|----------------------|-------------------------|------------------------|---------------------|----------------------|----------------|
| 1000 Local Taxes  | 0                    | 0.00                    | 0.00                   |                     | 0.00                 | 0.00           |
| 2000 Local Support Nontax   | 611,800              | 120,121.20              | 560,582.23             |                     | 51,217.77            | 91.63          |
| 3000 State, General Purpose   | 0                    | 0.00                    | 0.00                   |                     | 0.00                 | 0.00           |
| 4000 State, Special Purpose   | 0                    | 0.00                    | 0.00                   |                     | 0.00                 | 0.00           |
| 5000 Federal, General Purpose   | 0                    | 0.00                    | 0.00                   |                     | 0.00                 | 0.00           |
| 6000 Federal, Special Purpose   | 0                    | 0.00                    | 0.00                   |                     | 0.00                 | 0.00           |
| 7000 Revenues Fr Oth Sch Dist   | 0                    | 0.00                    | 0.00                   |                     | 0.00                 | 0.00           |
| 8000 Other Agencies and Associates  | 0                    | 0.00                    | 0.00                   |                     | 0.00                 | 0.00           |
| 9000 Other Financing Sources  | 0                    | 0.00                    | 0.00                   |                     | 0.00                 | 0.00           |
| <b>Total REVENUES/OTHER FIN. SOURCES</b>  | <b>611,800</b>       | <b>120,121.20</b>       | <b>560,582.23</b>      |                     | <b>51,217.77</b>     | <b>91.63</b>   |
| <b>B. EXPENDITURES</b>  |                      |                         |                        |                     |                      |                |
| 10 Sites  | 0                    | 0.00                    | 0.00                   | 0.00                | 0.00                 | 0.00           |
| 20 Buildings  | 27,838,979           | 182,058.20              | 1,278,955.86           | 6,515.00            | 26,553,508.14        | 4.62           |
| 30 Equipment  | 11,800               | 0.00                    | 0.00                   | 0.00                | 11,800.00            | 0.00           |
| 40 Energy   | 0                    | 0.00                    | 0.00                   | 0.00                | 0.00                 | 0.00           |
| 50 Sales & Lease Expenditure  | 0                    | 0.00                    | 0.00                   | 0.00                | 0.00                 | 0.00           |
| 60 Bond Issuance Expenditure  | 0                    | 0.00                    | 0.00                   | 0.00                | 0.00                 | 0.00           |
| 90 Debt   | 0                    | 0.00                    | 0.00                   | 0.00                | 0.00                 | 0.00           |
| <b>Total EXPENDITURES</b>   | <b>27,850,779</b>    | <b>182,058.20</b>       | <b>1,278,955.86</b>    | <b>6,515.00</b>     | <b>26,565,308.14</b> | <b>4.62</b>    |
| <b>C. OTHER FIN. USES TRANS. OUT (GL 536)</b>   | 0                    | 0.00                    | 0.00                   |                     |                      |                |
| <b>D. OTHER FINANCING USES (GL 535)</b>   | 0                    | 0.00                    | 0.00                   |                     |                      |                |
| <b>E. EXCESS OF REVENUES/OTHER FIN. SOURCES OVER (UNDER) EXP/OTH FIN USES (A-B-C-D)</b> | -27,238,979          | -61,937.00              | -718,373.63            |                     | 26,520,605.37        | -97.36         |
| <b>F. TOTAL BEGINNING FUND BALANCE</b>  | 68,264,805           |                         | 68,095,807.83          |                     |                      |                |
| <b>G. G/L 898 PRIOR YEAR ADJUSTMENTS (+OR-)</b>   | XXXXXXXXXX           |                         | 0.00                   |                     |                      |                |
| <b>H. TOTAL ENDING FUND BALANCE (E+F + OR - G)</b>                                      | 41,025,826           |                         | 67,377,434.20          |                     |                      |                |
| <b>I. ENDING FUND BALANCE ACCOUNTS:</b>   |                      |                         |                        |                     |                      |                |
| G/L 810 Restricted For Other Items  | 0                    |                         | 0.00                   |                     |                      |                |
| G/L 825 Restricted for Skills Center  | 0                    |                         | 0.00                   |                     |                      |                |
| G/L 830 Restricted for Debt Service   | 0                    |                         | 0.00                   |                     |                      |                |
| G/L 835 Restrictd For Arbitrage Rebate  | 0                    |                         | 0.00                   |                     |                      |                |
| G/L 840 Nonspnd FB ~ Invent/Prepd Itms  | 0                    |                         | 0.00                   |                     |                      |                |
| G/L 850 Restricted for Uninsured Risks  | 0                    |                         | 0.00                   |                     |                      |                |
| G/L 861 Restricted from Bond Proceeds   | 40,425,826           |                         | 66,816,851.97          |                     |                      |                |
| G/L 862 Committed from Levy Proceeds  | 0                    |                         | 0.00                   |                     |                      |                |
| G/L 863 Restricted from State Proceeds  | 0                    |                         | 0.00                   |                     |                      |                |
| G/L 864 Restricted from Fed Proceeds  | 0                    |                         | 0.00                   |                     |                      |                |
| G/L 865 Restricted from Other Proceeds  | 0                    |                         | 0.00                   |                     |                      |                |
| G/L 866 Restrictd from Impact Proceeds  | 0                    |                         | 0.00                   |                     |                      |                |
| G/L 867 Restricted from Mitigation Fees   | 0                    |                         | 0.00                   |                     |                      |                |
| G/L 869 Restricted fr Undistr Proceeds  | 0                    |                         | 0.00                   |                     |                      |                |
| G/L 870 Committed to Other Purposes   | 0                    |                         | 0.00                   |                     |                      |                |
| G/L 889 Assigned to Fund Purposes   | 600,000              |                         | 560,582.23             |                     |                      |                |
| G/L 890 Unassigned Fund Balance   | 0                    |                         | 0.00                   |                     |                      |                |
| <b>TOTAL</b>  | <b>41,025,826</b>    |                         | <b>67,377,434.20</b>   |                     |                      |                |

**PROSSER SCHOOL DISTRICT NO. 116**  
**2018-2019 Budget Status Report**  
**30--Debt Service Fund-- FUND BALANCE -- AGENCY ACCOUNTS -- Original -- BUDGET-STATUS-REPORT**  
**Fiscal Year 2018 (September 1, 2018 - August 31, 2019)**

For the PROSSER SCHOOL DISTRICT NO. 116 School District for the Month of January, 2019

| <u>A. REVENUES/OTHER FIN. SOURCES</u>  | <u>ANNUAL<br/>BUDGET</u> | <u>ACTUAL<br/>FOR MONTH</u> | <u>ACTUAL<br/>FOR YEAR</u> | <u>ENCUMBRANCES</u> | <u>BALANCE</u>      | <u>PERCENT</u> |
|--|--------------------------|-----------------------------|----------------------------|---------------------|---------------------|----------------|
| 1000 Local Taxes   | 4,092,920                | 19,989.77                   | 1,705,093.59               |                     | 2,387,826.41        | 41.66          |
| 2000 Local Support Nontax  | 18,000                   | 1,303.27                    | 9,417.38                   |                     | 8,582.62            | 52.32          |
| 3000 State, General Purpose  | 0                        | 0.00                        | 0.00                       |                     | 0.00                | 0.00           |
| 5000 Federal, General Purpose  | 0                        | 0.00                        | 0.00                       |                     | 0.00                | 0.00           |
| 9000 Other Financing Sources   | 134,700                  | 0.00                        | 54,850.00                  |                     | 79,850.00           | 40.72          |
| <b><u>Total REVENUES/OTHER FIN. SOURCES</u></b>  | <b>4,245,620</b>         | <b>21,293.04</b>            | <b>1,769,360.97</b>        |                     | <b>2,476,259.03</b> | <b>41.67</b>   |
| <b><u>B. EXPENDITURES</u></b>  |                          |                             |                            |                     |                     |                |
| Matured Bond Expenditures  | 588,765                  | 0.00                        | 491,869.74                 | 0.00                | 96,895.26           | 83.54          |
| Interest On Bonds  | 2,762,685                | 0.00                        | 1,384,505.27               | 0.00                | 1,378,179.73        | 50.11          |
| Interfund Loan Interest  | 0                        | 0.00                        | 0.00                       | 0.00                | 0.00                | 0.00           |
| Bond Transfer Fees   | 5,000                    | 0.00                        | 0.00                       | 0.00                | 5,000.00            | 0.00           |
| Arbitrage Rebate   | 0                        | 0.00                        | 0.00                       | 0.00                | 0.00                | 0.00           |
| Underwriter's Fees   | 0                        | 0.00                        | 0.00                       | 0.00                | 0.00                | 0.00           |
| <b><u>Total EXPENDITURES</u></b>   | <b>3,356,450</b>         | <b>0.00</b>                 | <b>1,876,375.01</b>        | <b>0.00</b>         | <b>1,480,074.99</b> | <b>55.90</b>   |
| <b><u>C. OTHER FIN. USES TRANS. OUT (GL 536)</u></b>   | <b>0</b>                 | <b>0.00</b>                 | <b>0.00</b>                |                     |                     |                |
| <b><u>D. OTHER FINANCING USES (GL 535)</u></b>   | <b>0</b>                 | <b>0.00</b>                 | <b>0.00</b>                |                     |                     |                |
| <b><u>E. EXCESS OF REVENUES/OTHER FIN. SOURCES<br/>OVER (UNDER) EXP/OTH FIN USES (A-B-C-D)</u></b> | <b>889,170</b>           | <b>21,293.04</b>            | <b>-107,014.04</b>         |                     | <b>-996,184.04</b>  | <b>-112.04</b> |
| <b><u>F. TOTAL BEGINNING FUND BALANCE</u></b>  | <b>650,000</b>           |                             | <b>761,546.90</b>          |                     |                     |                |
| <b><u>G. G/L 898 PRIOR YEAR ADJUSTMENTS (+OR-)</u></b>   | <b>XXXXXXXX</b>          |                             | <b>0.00</b>                |                     |                     |                |
| <b><u>H. TOTAL ENDING FUND BALANCE<br/>(E+F + OR - G)</u></b>                                      | <b>1,539,170</b>         |                             | <b>654,532.86</b>          |                     |                     |                |
| <b><u>I. ENDING FUND BALANCE ACCOUNTS:</u></b>   |                          |                             |                            |                     |                     |                |
| G/L 810 Restricted for Other Items   | 0                        |                             | 0.00                       |                     |                     |                |
| G/L 830 Restricted for Debt Service  | 1,539,170                |                             | 654,532.86                 |                     |                     |                |
| G/L 835 Restrictd For Arbitrage Rebate   | 0                        |                             | 0.00                       |                     |                     |                |
| G/L 870 Committed to Other Purposes  | 0                        |                             | 0.00                       |                     |                     |                |
| G/L 889 Assigned to Fund Purposes  | 0                        |                             | 0.00                       |                     |                     |                |
| G/L 890 Unassigned Fund Balance  | 0                        |                             | 0.00                       |                     |                     |                |
| <b><u>TOTAL</u></b>  | <b>1,539,170</b>         |                             | <b>654,532.86</b>          |                     |                     |                |

PROSSER SCHOOL DISTRICT NO. 116

2018-2019 Budget Status Report

40--Associated Student Body Fund-- FUND BALANCE -- AGENCY ACCOUNTS -- Original -- BUDGET-STATUS-REPORT  
 Fiscal Year 2018 (September 1, 2018 - August 31, 2019)

For the PROSSER SCHOOL DISTRICT NO. 116 School District for the Month of January, 2019

|  | ANNUAL<br>BUDGET | ACTUAL<br>FOR MONTH | ACTUAL<br>FOR YEAR | ENCUMBRANCES      | BALANCE           | PERCENT      |
|--|------------------|---------------------|--------------------|-------------------|-------------------|--------------|
| <b>A. REVENUES</b>   |                  |                     |                    |                   |                   |              |
| 1000 General Student Body  | 121,236          | 4,823.17            | 68,982.16          |                   | 52,253.84         | 56.99        |
| 2000 Athletics   | 333,079          | 8,301.58            | 92,978.51          |                   | 240,100.49        | 27.91        |
| 3000 Classes   | 20,714           | 140.00              | 8,360.52           |                   | 12,353.48         | 40.36        |
| 4000 Clubs   | 402,891          | 28,863.78           | 78,750.22          |                   | 324,140.78        | 19.55        |
| 6000 Private Moneys  | 35,550           | 2,182.75            | 8,446.99           |                   | 27,103.01         | 23.76        |
| <b>Total REVENUES</b>  | <b>913,470</b>   | <b>44,311.28</b>    | <b>257,518.40</b>  |                   | <b>655,951.60</b> | <b>28.19</b> |
| <b>B. EXPENDITURES</b>   |                  |                     |                    |                   |                   |              |
| 1000 General Student Body  | 125,150          | 3,526.21            | 48,036.37          | 15,825.87         | 61,287.76         | 51.03        |
| 2000 Athletics   | 301,616          | 22,465.37           | 83,154.80          | 76,266.14         | 142,195.06        | 52.86        |
| 3000 Classes   | 21,669           | 597.85              | 4,411.42           | 1,050.00          | 16,207.58         | 25.20        |
| 4000 Clubs   | 402,400          | 7,647.10            | 34,618.94          | 18,893.20         | 348,887.86        | 13.30        |
| 6000 Private Moneys  | 37,849           | 1,413.29            | 7,901.79           | 0.00              | 29,947.21         | 20.88        |
| <b>Total EXPENDITURES</b>  | <b>888,684</b>   | <b>35,649.82</b>    | <b>178,123.32</b>  | <b>112,035.21</b> | <b>598,525.47</b> | <b>32.65</b> |
| <b>C. EXCESS OF REVENUES<br/>OVER (UNDER) EXPENDITURES (A-B)</b> | 24,786           | 8,661.46            | 79,395.08          |                   | 54,609.08         | 220.32       |
| <b>D. TOTAL BEGINNING FUND BALANCE</b>                           | 329,711          |                     | 368,050.39         |                   |                   |              |
| <b>E. G/L 898 PRIOR YEAR ADJUSTMENTS (+OR-)</b>                  | XXXXXXXXXX       |                     | 0.00               |                   |                   |              |
| <b>F. TOTAL ENDING FUND BALANCE<br/>(C+D + OR - E)</b>           | 354,497          |                     | 447,445.47         |                   |                   |              |
| <b>G. ENDING FUND BALANCE ACCOUNTS:</b>                          |                  |                     |                    |                   |                   |              |
| G/L 810 Restricted for Other Items                               | 0                |                     | 0.00               |                   |                   |              |
| G/L 819 Restricted for Fund Purposes                             | 354,497          |                     | 447,445.47         |                   |                   |              |
| G/L 840 Nonspnd FB - Invent/Prepd Itms                           | 0                |                     | 0.00               |                   |                   |              |
| G/L 850 Restricted for Uninsured Risks                           | 0                |                     | 0.00               |                   |                   |              |
| G/L 870 Committed to Other Purposes                              | 0                |                     | 0.00               |                   |                   |              |
| G/L 889 Assigned to Fund Purposes                                | 0                |                     | 0.00               |                   |                   |              |
| G/L 890 Unassigned Fund Balance                                  | 0                |                     | 0.00               |                   |                   |              |
| <b>TOTAL</b>   | <b>354,497</b>   |                     | <b>447,445.47</b>  |                   |                   |              |

PROSSER SCHOOL DISTRICT NO. 116

2018-2019 Budget Status Report

90--Transportation Vehicle Fund-- FUND BALANCE -- AGENCY ACCOUNTS -- Original -- BUDGET-STATUS-REPORT  
 Fiscal Year 2018 (September 1, 2018 - August 31, 2019)

For the PROSSER SCHOOL DISTRICT NO. 116 School District for the Month of January, 2019

|   | ANNUAL<br>BUDGET  | ACTUAL<br>FOR MONTH | ACTUAL<br>FOR YEAR | ENCUMBRANCES      | BALANCE           | PERCENT       |
|---|-------------------|---------------------|--------------------|-------------------|-------------------|---------------|
| <u>A. REVENUES/OTHER FIN. SOURCES</u>   |                   |                     |                    |                   |                   |               |
| 1000 Local Taxes  | 0                 | 0.00                | 0.00               |                   | 0.00              | 0.00          |
| 2000 Local Nontax   | 3,000             | 524.60              | 2,444.02           |                   | 555.98            | 81.47         |
| 3000 State, General Purpose   | 0                 | 0.00                | 0.00               |                   | 0.00              | 0.00          |
| 4000 State, Special Purpose   | 351,950           | 0.00                | 0.00               |                   | 351,950.00        | 0.00          |
| 5000 Federal, General Purpose   | 0                 | 0.00                | 0.00               |                   | 0.00              | 0.00          |
| 6000 Federal, Special Purpose   | 0                 | 0.00                | 0.00               |                   | 0.00              | 0.00          |
| 8000 Other Agencies and Associates  | 0                 | 0.00                | 0.00               |                   | 0.00              | 0.00          |
| 9000 Other Financing Sources  | 220,000           | 0.00                | 0.00               |                   | 220,000.00        | 0.00          |
| <u>A. TOTAL REV/OTHER FIN. SRCS (LESS TRANS)</u>  | <u>574,950</u>    | <u>524.60</u>       | <u>2,444.02</u>    |                   | <u>572,505.98</u> | <u>0.43</u>   |
| <u>B. 9900 TRANSFERS IN FROM GF</u>   | <u>0</u>          | <u>0.00</u>         | <u>0.00</u>        |                   | <u>0.00</u>       | <u>0.00</u>   |
| <u>C. Total REV./OTHER FIN. SOURCES</u>   | <u>574,950</u>    | <u>524.60</u>       | <u>2,444.02</u>    |                   | <u>572,505.98</u> | <u>0.43</u>   |
| <u>D. EXPENDITURES</u>  |                   |                     |                    |                   |                   |               |
| Type 30 Equipment   | 550,000           | 0.00                | 0.00               | 502,041.51        | 47,958.49         | 91.28         |
| Type 60 Bond Levy Issuance  | 0                 | 0.00                | 0.00               | 0.00              | 0.00              | 0.00          |
| Type 90 Debt  | 0                 | 0.00                | 0.00               | 0.00              | 0.00              | 0.00          |
| <u>Total EXPENDITURES</u>   | <u>550,000</u>    | <u>0.00</u>         | <u>0.00</u>        | <u>502,041.51</u> | <u>47,958.49</u>  | <u>91.28</u>  |
| <u>E. OTHER FIN. USES TRANS. OUT (GL 536)</u>   | <u>134,700</u>    | <u>0.00</u>         | <u>54,850.00</u>   |                   |                   |               |
| <u>F. OTHER FINANCING USES (GL 535)</u>   | <u>0</u>          | <u>0.00</u>         | <u>0.00</u>        |                   |                   |               |
| <u>G. EXCESS OF REVENUES/OTHER FIN. SOURCES<br/>OVER (UNDER) EXP/OTH FIN USES (A-B-C-D)</u> | <u>-109,750</u>   | <u>524.60</u>       | <u>-52,405.98</u>  |                   | <u>57,344.02</u>  | <u>-52.25</u> |
| <u>H. TOTAL BEGINNING FUND BALANCE</u>  | <u>349,420</u>    |                     | <u>349,440.21</u>  |                   |                   |               |
| <u>I. G/L 898 PRIOR YEAR ADJUSTMENTS (+OR-)</u>   | <u>XXXXXXXXXX</u> |                     | <u>0.00</u>        |                   |                   |               |
| <u>J. TOTAL ENDING FUND BALANCE<br/>(G+H + OR - I)</u>                                      | <u>239,670</u>    |                     | <u>297,034.23</u>  |                   |                   |               |
| <u>K. ENDING FUND BALANCE ACCOUNTS:</u>   |                   |                     |                    |                   |                   |               |
| G/L 810 Restricted For Other Items  | 0                 |                     | 0.00               |                   |                   |               |
| G/L 819 Restricted for Fund Purposes  | 374,370           |                     | 351,884.23         |                   |                   |               |
| G/L 830 Restricted for Debt Service   | 0                 |                     | 0.00               |                   |                   |               |
| G/L 835 Restrictd For Arbitrage Rebate  | 0                 |                     | 0.00               |                   |                   |               |
| G/L 850 Restricted for Uninsured Risks  | 0                 |                     | 0.00               |                   |                   |               |
| G/L 889 Assigned to Fund Purposes   | 0                 |                     | 0.00               |                   |                   |               |
| G/L 890 Unassigned Fund Balance   | -134,700          |                     | -54,850.00         |                   |                   |               |
| <u>TOTAL</u>  | <u>239,670</u>    |                     | <u>297,034.23</u>  |                   |                   |               |

## **BOARD PACKET**

**TO:** Board of Directors  
**SUBJECT:** Certificated Personnel  
**AGENDA:** Consent  
**DATE:** February 26, 2019  
**PREPARED BY:** Mr. Matthew Ellis, *Superintendent*

---

---

### *Certificated Employees*

---

*Sue Ellen Davis has submitted a letter of retirement from her position as an English language arts teacher at Housel Middle School, effective the end of the 2018/19 school year.*



# **BOARD PACKET**

**TO:** Board of Directors  
**SUBJECT:** Classified Personnel  
**AGENDA:** Consent  
**DATE:** February 26, 2019  
**PREPARED BY:** Craig Reynolds, *Assistant Superintendent*

## **CLASSIFIED EMPLOYEES**

---

**Trisha Rutherford** has been hired as a one-to-one paraeducator at Keene-Riverview Elementary School.

## Board Meeting February 19, 2019

---

### CALL TO ORDER:

A Special meeting of the Prosser School District Board of Directors was called to order at 6:00 p.m. by Scotty Hunt, President. Other Board members present included Peggy S. Douglas and Jesalyn Cole. Also present were Superintendent, Matt Ellis and Assistant Superintendent, Craig Reynolds.

### EXECUTIVE SESSION:

President Hunt immediately adjourned into executive session. The special meeting was held at Keene-Riverview Elementary, 832 Park Avenue.

The purpose of the executive session was to “receive and evaluate complaints or charges brought against a public officer or employee – RCW 42.30.110 (1) (f).

The executive session was expected to last 60 minutes.

The executive session adjourned at 6:55 p.m.

### RESUME SPECIAL BOARD MEETING:

A Special meeting of the Board of Directors of Prosser School District was called back to order at 7:00 p.m. by Scotty Hunt, President. Other Board members present included Peggy S. Douglas and Jesalyn Cole. Also present were Superintendent, Matt Ellis, Assistant Superintendents Deanna Flores and Craig Reynolds and Julie Hyatt, Secretary. There was also an audience of school district staff and community members. Student representatives Naomi Akinbade, Layne Padelford and Kord Tuttle arrived shortly after the special meeting began. Board members Andy Howe and Scott Coleman were excused from the special meeting.

The purpose of the special meeting was for the Board of Directors to conduct necessary District business, due to the cancellation of the regularly scheduled Board meeting on February 12, 2019, because of inclement weather.

The special meeting was held at Keene-Riverview Elementary, 832 Park Avenue.

Minutes from the January 22, 2019 regular Board meeting and the January 28, 2019, special Board meeting were presented and approved.

### APPROVAL OF AGENDA:

Motion by Peggy Douglas, seconded by Jesalyn Cole and motion carried unanimously to approve the agenda.

### COMMUNICATIONS

None

### INFORMATION ITEMS:

None

### PROTOCOL FOR ADDRESSING BOARD:

Mr. Ellis did not read the protocol for addressing the Board.

## Board Meeting February 19, 2019

---

### HEARING OF VISITORS

Mr. Roman Meza and Mrs. Angeles Duarte, members of the Migrant PAC (Parent Advisory Committee) thanked the Board of Directors and the administration for their ongoing support for all students in Prosser. They presented the Board with a card and candy as a token of their appreciation.

### REPORTS:

#### Assistant Superintendent's Report – Curriculum and Instruction

- Our District has received 50 full day preschool spots for next year through a grant from ESD 123. Parents will apply for these spots and they will go to the neediest students first.
- Work on summer school planning continues.

#### Assistant Superintendent's Report – Business and Operations

- December 2018 Financial Reports
- Prosser School District Enrollment History

#### Superintendent's Report

- Commended Kord Tuttle for representing PSD at the state wrestling competition.
- Participated in an online WASA meeting, discussing “hold harmless” language, which would enable us to receive a little more funding.
- In spite of the recent inclement weather, instructional leadership time continued with Wilma Kozai. There will also be professional development tomorrow.
- Met with Dr. Duehn, parents and staff regarding plans for a Field Day for special education students.
- Will present the firearms policy draft later tonight, with a suggestion for language changes before final adoption.
- Several opportunities for community connections by attending the following events: Leadership Prosser classes, Shining Star Pageant and Community Awards Banquet.

#### Board Members' Reports

##### Peggy S. Douglas

- Will attend another workforce training tomorrow at PEDDA, with plans continuing for a career day in April.

##### Jesalyn Cole

- Today is Mrs. Cole's birthday and all in attendance sang Happy Birthday to her.
- Reported on The Mane Event, which took place last Friday in a snowstorm. It was an incredible evening.
- Enjoyed attending the Miss Prosser Pageant last Sunday.

##### Scotty Hunt

- Thanked Mr. Ellis and Bill Petersen for getting us through last week with the inclement weather.

#### Student Representatives' Reports

##### Naomi Akinbade

- The Recent Wish Week went very well.
- Jostens Leadership Conference has been rescheduled for March.

## Board Meeting February 19, 2019

---

- Winter Ball has been rescheduled for this Saturday.
- NHD (National History Day) students are getting ready for regionals.
- Attended and volunteered at the Shining Star Pageant.
- Announced the winners of the Miss Prosser Pageant.

### Layne Padelford

- Drama Club had their first run-through for their spring production.
- Reported on ASB activities.

### Kord Tuttle

- Reported on the PHS results at the state wrestling tournament held this last weekend.

### CONSENT ITEMS:

*Motion by Jesalyn Cole, seconded by Peggy S. Douglas and motion carried unanimously to approve the Consent Agenda as presented.*

### Certificated Personnel

*David Allen submitted a letter of resignation from his position as an English language arts teacher at Housel Middle School, effective the end of the 2018/19 school year.*

*Kimberly Starr submitted a letter of resignation from her positions as a 1-period daily theatre arts teacher and drama club advisor, at Prosser High School, effective the end of the 2018/19 school year.*

*Denine Trump submitted a letter of resignation from her position as a career and technical education (CTE) agriculture, food and natural resources (AFNR) teacher at Prosser High School, effective the end of the 2018/19 school year.*

*Clare Padelford submitted a letter of retirement from her position as an academic coach at Prosser High School, effective the end of the 2018/19 school year.*

### Classified Personnel

*Mike Kelly transferred from a maintenance position to lead maintenance.*

*Ron Rutz resigned his position as an assistant wrestling coach at Housel Middle School.*

*Heather Hancock resigned her position as a library assistant at Prosser Heights Elementary, with her last day of work being February 28, 2019.*

### Approval of Minutes

*Minutes from the January 22, 2019 regular Board meeting and the January 28, 2019 special Board meeting were presented.*

### Contracts and Personal Service Agreements:

#### 1. A & A Motor Coach Contract-Whitstran:

*Whitstran Elementary 5<sup>th</sup> grade class will be going to Seattle for their end of year field trip and will be using A & A Motor Coach for transportation. Students raise money every year through a chocolate sale fundraiser. The cost for A & A will be \$3,463.15 and will be funded through the 5<sup>th</sup> grade ASB budget.*

## Board Meeting February 19, 2019

---

2. Jon Ladines- Force Dynamics Defense System Service Agreement:

*Jon Ladines provided Phase 1 and Phase 2 Gap training for certified employees or employees who have not been through the training on February 6, 2019 at Bethel Church. The total cost for this training was \$1500. Jon will also be providing 40 hours of Force Dynamics Firearms Basic Training for one-attendee. The total cost for this training is \$2,500. Funding for these services is provided through the General Fund budget.*

Volunteer Coaches

*Kennen A. Pilot completed paperwork to be a volunteer track coach with Prosser High School.*

Vouchers

*"The following vouchers as audited and certified by the auditing officers, as required by RCW 42.24.080, and those expense reimbursement claims certified, as required by RCW 42.24.090, are approved for payment.*

*General Fund Voucher numbers 196373 through 196473 totaling \$211,993.79*

*Capital Projects Voucher numbers 200000113 through 200000119 totaling \$177,081.89*

*Capital Projects Voucher number 200000120 totaling \$160,232.28*

*Associated Student Body Fund Voucher numbers 186085 through 186110 totaling \$11,473.55*

OLD BUSINESS:

None

ACTION ITEMS:

Resolution No. 01-19: Authorization to Issue, Sell and Deliver a Limited General Obligation Bond to Pay Costs of Acquiring School Buses

The financing of the purchase of two (2) new school buses was included in the 2018-19 District budget. To that end, our bond counsel, Jim McNeill, prepared the appropriate resolution which was included in the board packet.

The amount of the bond is \$231,000 which is being financed through Cashmere Valley Bank. The terms call for annual payments over 5 years, with an interest rate of 3.4%.

Also included was an engagement letter with Foster Pepper PLLC in the amount of \$2,500 regarding the drafting of the Limited General Obligation Bond.

Motion by Peggy S. Douglas, seconded by Jesalyn Cole and motion carried unanimously to adopt Resolution No. 01-19, Authorization to Issue, Sell and Deliver a Limited General Obligation Bond to Pay Costs of Acquiring School Buses. As stated, this motion included the Board of Directors agreeing to the terms of the engagement letter with Foster Pepper PLLC.

ROLL CALL: Peggy S. Douglas, Aye; Jesalyn Cole, Aye; Scotty Hunt, Aye.

Out-of-State Travel: PHS Varsity Track Team to Hermiston, OR

PHS varsity track team requested to attend an invitational across the state line in Hermiston, Oregon on March 21. Invites are varsity only and would require one bus for the team.

Motion by Jesalyn Cole, seconded by Peggy S. Douglas and motion carried unanimously to

## Board Meeting February 19, 2019

---

approve the out-of-state travel request for the PHS varsity track team to attend an invitational in Hermiston, Oregon.

### Amendment of Policy No. 3110: Qualifications of Attendance and Placement – FIRST READING

Section 2 of Policy No. 3110 allows for early entrance into kindergarten but requires certain assessments. The cost for District psychologists to administer the assessments was billed at \$45.00 per hour. The purpose of the policy change is to increase this rate to the actual hourly cost of the employee. While not needing Board approval, the amended procedure was also attached.

Motion by Peggy S. Douglas, seconded by Jesalyn Cole and motion carried unanimously to approve the amendment of Policy No. 3110: Qualifications of Attendance and Placement for First Reading.

### Amendment of Policy No. 4213: School District Firearms and Use of Force – FIRST READING

Recent concerns around school safety have engaged the Board and the District in conversations focused on the safety of our children. This fall, a committee was formed to review the District's policy and procedure around authorized use of force within the District.

This policy directly relates to the rights, responsibilities and limitations that are placed upon our security guards. This policy has been reviewed and approved by the underwriters at Clear Risk Solutions. While not needing Board approval, the amended procedure was attached.

### Discussion

Superintendent Ellis explained a suggestion from a staff member about removing some of the procedural language in the policy and moving it to the procedure. This proposed language change can take place before the policy is brought back for Second and Final Reading.

Motion by Jesalyn Cole, seconded by Peggy S. Douglas and motion carried unanimously to approve the First Reading of Policy No. 4213: School District Firearms and Use of Force, as amended.

### Approval of PHS Construction Documents

Construction Services Group (CSG) has completed the Constructability Review of the new PHS construction documents. The next step is for the Board to approve these construction documents so may we proceed with the construction process. These documents are almost the same as the 100% completed documents we received from Architects West a few weeks ago, with a few very minor changes.

Mike Melling, from Architects West, addressed the Board, saying two addendums have already been issued, with one more addendum coming out on March 1, reflecting minor changes.

Steve Roth announced the new bid opening date, which was moved to March 7, due to extremely active bid activity by contractors.

**Board Meeting February 19, 2019**

---

Motion by Peggy S. Douglas, seconded by Jesalyn Cole and motion carried unanimously to approve the PHS construction documents, prepared and reviewed by CSG.

Amendment of Policy No. 4130: Title 1 Parental Involvement – FIRST READING

Each year the Title I Parent Involvement Policy is reviewed in conjunction with parents in an open meeting. This year, significant changes were made for parent involvement through Title I and this required a major policy update to match new guidelines. The proposed policy amendment, which was attached, describes much more meaningful and detailed avenues for parents to participate in their child’s education. The current policy was also attached.

Motion by Jesalyn Cole, seconded by Peggy S. Douglas and motion carried unanimously to approve the First Reading of Policy No. 4130: Title 1 Parental Involvement, as amended.

DISCUSSION ITEMS:

PHS Prom

Kevin Lusk reported that the prom committee found a local venue, Wine Country Gardens, which is between Prosser and Grandview. He explained the process for determining a venue and announced the prom will be held outdoors on April 20.

PHS Graduation

Kevin Lusk said graduation is not normally announced until after winter has concluded, due to potential snow days. He said there are still decisions to be made regarding graduation, but the proposed date is June 8. President Hunt requested Mr. Ellis have Mr. Lusk return to the Board with the proposed graduation date for approval prior to being announced publicly.

District Construction Review

Mike Melling distributed schedules to the Board of upcoming timeline requirements as well as a current budget schedule. He then briefly reviewed the schedules and the bid process. Bid opening will take place on March 7 at 3:30 p.m. at the staff development room.

President Hunt announced that the Board is going to put together a committee to plan a groundbreaking ceremony. This will take place after the contractor has been selected. Mrs. Douglas and Mrs. Cole are the points of contact for the ceremony.

FUTURE MEETINGS:

- Regular Board Meeting, February 26, 2019, Keene-Riverview Elementary, 7:00 p.m.
- Special Board Meeting, Bid Opening, March 7, 2019, Staff Development Room, 3:30 p.m.
- Special Board Meeting to Discuss Protocols, Frameworks, Roles and Responsibilities, Date and Time TBD.
- Special Board Meeting to Discuss Summer School 2019, Date and Time TBD

ADJOURNMENT:

Motion by Peggy S. Douglas, seconded by Jesalyn Cole and motion carried unanimously to adjourn the special Board meeting at 7:46 p.m.

---

Clerk to the Board

---

Board President

---

Secretary to the Clerk of the Board

**Prosser School District No. 116**  
**Contracts and Personal Service Agreements**  
**Consent**  
**February 26, 2019**

**CONTRACTS/AGREEMENTS:**

1. **Support Advocacy & Resource Center (SARC) Memorandum of Understanding:**  
SARC is a non-profit agency that serves Benton and Franklin Counties, providing crisis and prevention services. The MOU is not a contract but a formalized recognition for the services provided by SARC. Currently there are no expenses incurred. Funds for this type of service would be provided through the Employee Assistance Program Budget.

**RECOMMENDATION:**

It is recommended that the Board of Directors approve the above Contracts/Agreements.



The following vouchers, as audited and certified by the Auditing Officer as required by RCW 42.24.080, and those expense reimbursement claims certified as required by RCW 42.24.090, are approved for payment. Those payments have been recorded on this listing which has been made available to the board.

As of February 26, 2019, the board, by a \_\_\_\_\_ vote, approves payments, totaling \$211,349.57. The payments are further identified in this document.

Total by Payment Type for Cash Account, GF WARRANTS PAYABLE:  
Warrant Numbers 196474 through 196568, totaling \$211,349.57

Secretary \_\_\_\_\_ Board Member \_\_\_\_\_  
Board Member \_\_\_\_\_ Board Member \_\_\_\_\_  
Board Member \_\_\_\_\_ Board Member \_\_\_\_\_

| Check Nbr | Vendor Name                    | Check Date | Check Amount |
|-----------|--------------------------------|------------|--------------|
| 196474    | ACCENT SIGNS INC               | 02/28/2019 | 206.34       |
| 196475    | AGUAYO, TINA D                 | 02/28/2019 | 37.47        |
| 196476    | ALL AMERICAN PROPANE           | 02/28/2019 | 1,124.57     |
| 196477    | ALSCO AMERICAN LINEN           | 02/28/2019 | 227.16       |
| 196478    | Vendor Continued Check         | 02/28/2019 | 0.00         |
| 196479    | AMAZON.COM                     | 02/28/2019 | 2,926.46     |
| 196480    | AMERICAN PRINTING HOUSE FOR TH | 02/28/2019 | 50.00        |
| 196481    | APOLLO                         | 02/28/2019 | 1,510.12     |
| 196482    | ARAMBUL, JOAQUIN               | 02/28/2019 | 155.00       |
| 196483    | ASEBA                          | 02/28/2019 | 73.00        |
| 196484    | ATS INLAND NW LLC              | 02/28/2019 | 3,735.84     |
| 196485    | AUTOZONE INC                   | 02/28/2019 | 40.99        |
| 196486    | BAKERIES, FRANZ FAMILY         | 02/28/2019 | 1,167.13     |
| 196487    | BALLARD, GARY                  | 02/28/2019 | 565.20       |
| 196488    | BANK, U S                      | 02/28/2019 | 4,889.07     |
| 196489    | BARB STROTE LLC                | 02/28/2019 | 335.00       |
| 196490    | BARNES & NOBLE                 | 02/28/2019 | 347.09       |
| 196491    | BENTON FRANKLIN JUVENILE JUSTI | 02/28/2019 | 1,215.00     |
| 196492    | BENTON REA                     | 02/28/2019 | 3,100.00     |
| 196493    | BLEYHL FARM SERVICE            | 02/28/2019 | 55.41        |
| 196494    | BROWN'S TIRE CO                | 02/28/2019 | 781.98       |
| 196495    | BRYSON SALES & SERVICE         | 02/28/2019 | 1,750.16     |
| 196496    | BSN SPORTS LLC                 | 02/28/2019 | 1,464.78     |
| 196497    | BUILDING VISION                | 02/28/2019 | 2,857.14     |
| 196498    | CAREERSTAFF UNLIMITED          | 02/28/2019 | 2,133.00     |
| 196499    | CHUCKER CHERRY COMPANY         | 02/28/2019 | 468.00       |
| 196500    | CI INFORMATION MANAGEMENT      | 02/28/2019 | 154.98       |
| 196501    | CINTAS CORPORATION             | 02/28/2019 | 65.49        |
| 196502    | COMM/TECH                      | 02/28/2019 | 240.28       |
| 196503    | CROOK, JASON L                 | 02/28/2019 | 18.31        |
| 196504    | CUMMINS INC                    | 02/28/2019 | 243.99       |
| 196505    | D & L SUPPLY AND MFG           | 02/28/2019 | 706.99       |
| 196506    | DE MALDONADO, LEONOR B         | 02/28/2019 | 93.07        |

| Check Nbr | Vendor Name                    | Check Date | Check Amount |
|-----------|--------------------------------|------------|--------------|
| 196507    | DELL                           | 02/28/2019 | 2,268.93     |
| 196508    | DENCHEL FORD COUNTRY           | 02/28/2019 | 250.00       |
| 196509    | ESD #123                       | 02/28/2019 | 69,243.40    |
| 196510    | FIREFLY COMPUTERS              | 02/28/2019 | 96.00        |
| 196511    | FOOD DEPOT                     | 02/28/2019 | 88.33        |
| 196512    | Vendor Continued Check         | 02/28/2019 | 0.00         |
| 196513    | FOOD SERVICES OF AMERICA       | 02/28/2019 | 30,196.79    |
| 196514    | GARZA, NICOLE L                | 02/28/2019 | 46.56        |
| 196515    | GRAINGER                       | 02/28/2019 | 1,896.78     |
| 196516    | Vendor Continued Check         | 02/28/2019 | 0.00         |
| 196517    | COOK'S ACE HARDWARE            | 02/28/2019 | 660.76       |
| 196518    | HEALTH CARE AUTHORITY          | 02/28/2019 | 300.00       |
| 196519    | HEINEMANN PROFESSIONAL RESOURC | 02/28/2019 | 5,837.26     |
| 196520    | IBS INCORPORATED               | 02/28/2019 | 229.54       |
| 196521    | K C D A                        | 02/28/2019 | 2,350.33     |
| 196522    | KOSSMAN, MICHELLE              | 02/28/2019 | 43.50        |
| 196523    | KOZAI CONSULTING               | 02/28/2019 | 5,259.72     |
| 196524    | LEADER SERVICES                | 02/28/2019 | 71.40        |
| 196525    | LINK, CENTURY                  | 02/28/2019 | 1,274.47     |
| 196526    | LINK, CENTURY                  | 02/28/2019 | 33.02        |
| 196527    | LOCKSHOP                       | 02/28/2019 | 17.26        |
| 196528    | M & M BOLT CO INC              | 02/28/2019 | 121.90       |
| 196529    | MENKE JACKSON LAW FIRM         | 02/28/2019 | 3,025.60     |
| 196530    | MID-AMERICAN RESEARCH CHEMICAL | 02/28/2019 | 1,233.04     |
| 196531    | MONOPRICE, INC                 | 02/28/2019 | 64.43        |
| 196532    | MORROW, DARLENE M.             | 02/28/2019 | 46.99        |
| 196533    | NATIONAL ASSOC OF AGRICULTURAL | 02/28/2019 | 3,412.06     |
| 196534    | NELSON'S APPLICANCE SERVICE    | 02/28/2019 | 146.61       |
| 196535    | NORTH, GREGORY C               | 02/28/2019 | 20.65        |
| 196536    | OETC                           | 02/28/2019 | 314.32       |
| 196537    | OFFICE DEPOT INC               | 02/28/2019 | 569.99       |
| 196538    | OSPI - CHILD NUTRITION SERVICE | 02/28/2019 | 17,648.77    |
| 196539    | PACIFIC OFFICE AUTOMATION      | 02/28/2019 | 490.12       |
| 196540    | PHILLIPS66/CONOCO/76           | 02/28/2019 | 70.73        |
| 196541    | PINNACLE INVESTIGATION CORP    | 02/28/2019 | 41.50        |
| 196542    | PLATT ELECTRIC SUPPLY          | 02/28/2019 | 1,953.90     |
| 196543    | PROSSER NAPA                   | 02/28/2019 | 255.17       |
| 196544    | PSAT/NMSQT                     | 02/28/2019 | 1,060.00     |
| 196545    | PURELAND SUPPLY LLC            | 02/28/2019 | 114.50       |
| 196546    | RAINWATER INC                  | 02/28/2019 | 4.32         |
| 196547    | SCHETKY NW SALES INC           | 02/28/2019 | 75.31        |
| 196548    | SCHOOL DIST #116 REVOLV FUND   | 02/28/2019 | 1,140.00     |
| 196549    | SCHOOL SPECIALTY               | 02/28/2019 | 1,019.12     |
| 196550    | SIX ROBBLEES INC               | 02/28/2019 | 507.18       |
| 196551    | SNOW                           | 02/28/2019 | 390.00       |
| 196552    | SUPPLYWORKS                    | 02/28/2019 | 8,971.51     |
| 196553    | T & M BOS, INC                 | 02/28/2019 | 325.80       |
| 196554    | TERRY'S DAIRY                  | 02/28/2019 | 6,616.28     |
| 196555    | THE SUPPLY COMPANY LLC         | 02/28/2019 | 23.52        |
| 196556    | TONY'S ALBRECHT GLASS INC      | 02/28/2019 | 70.59        |

| Check Nbr | Vendor Name                   | Check Date              | Check Amount |
|-----------|-------------------------------|-------------------------|--------------|
| 196557    | TRI-CITY HERALD-SUBSCRIPTIONS | 02/28/2019              | 1,061.14     |
| 196558    | TRI-CITY HERALD-ADVERTISING   | 02/28/2019              | 503.97       |
| 196559    | VALLEY PUBLISHING CO          | 02/28/2019              | 784.92       |
| 196560    | WADDOUPS, TAYANN H            | 02/28/2019              | 38.15        |
| 196561    | WAL-MART COMMUNITY            | 02/28/2019              | 190.29       |
| 196562    | WALDMAN'S PRODUCE             | 02/28/2019              | 3,532.15     |
| 196563    | WARDS                         | 02/28/2019              | 737.61       |
| 196564    | WASTE MANAGEMENT OF KENNEWICK | 02/28/2019              | 263.16       |
| 196565    | WEAVER EXTERMINATING          | 02/28/2019              | 396.39       |
| 196566    | WILLIAM V MACGILL & CO        | 02/28/2019              | 31.69        |
| 196567    | YAKIMA BINDERY                | 02/28/2019              | 629.54       |
| 196568    | YAKIMA HERALD-REPUBLIC        | 02/28/2019              | 543.58       |
| 95        | Computer                      | Check(s) For a Total of | 211,349.57   |

| Check Nbr                             | Vendor Name           | Check Date | Invoice Number | Invoice Desc                                    | PO Number  | Invoice Amount | Check Amount |
|---------------------------------------|-----------------------|------------|----------------|---|------------|----------------|--------------|
| 196474                                | ACCENT SIGNS INC      | 02/28/2019 | 17052          |   | 0          | 206.34         | 206.34       |
| 10 E 530 9700 64 5000 074 0000 0000 0 |                       |            |                | General Fund/Expenditures/District-Wide Support |            | 206.34         |              |
| 196475                                | AGUAYO, TINA D        | 02/28/2019 | JAN 2019       |   | 0          | 37.47          | 37.47        |
| 10 E 530 9800 44 8010 075 0000 0000 0 |                       |            |                | General Fund/Expenditures/Food Service          |            | 37.47          |              |
| 196476                                | ALL AMERICAN PROPANE  | 02/28/2019 | 184384         | 2018-2019 Annual<br>PO for Fuel @<br>Whitstran  | 7201800017 | 1,124.57       | 1,124.57     |
| 10 E 530 9700 65 7840 110 0000 0000 0 |                       |            |                | General Fund/Expenditures/District-Wide Support |            | 1,124.57       |              |
| 196477                                | ALSCO AMERICAN LINEN  | 02/28/2019 | LSP02135658    |   | 0          | 56.79          | 227.16       |
| 10 E 530 9900 53 7270 073 0000 0000 0 |                       |            |                | General Fund/Expenditures/Pupil Transportation  |            | 56.79          |              |
|                                       |                       |            | LSP02138136    |   | 0          | 56.79          |              |
| 10 E 530 9900 53 7270 073 0000 0000 0 |                       |            |                | General Fund/Expenditures/Pupil Transportation  |            | 56.79          |              |
|                                       |                       |            | LSP02140672    |   | 0          | 56.79          |              |
| 10 E 530 9900 53 7270 073 0000 0000 0 |                       |            |                | General Fund/Expenditures/Pupil Transportation  |            | 56.79          |              |
|                                       |                       |            | LSP02143212    |   | 0          | 56.79          |              |
| 10 E 530 9900 53 7270 073 0000 0000 0 |                       |            |                | General Fund/Expenditures/Pupil Transportation  |            | 56.79          |              |
| 196478                                | Vendor Continued Void | 02/28/2019 |                |   |            |                | 0.00         |
| 196479                                | AMAZON.COM            | 02/28/2019 | 433646793389   | Phones for PHS<br>Staff Room/KRV<br>Office      | 7601800112 | 80.86          | 2,926.46     |
| 10 E 530 0100 23 5000 450 0000 0000 0 |                       |            |                | General Fund/Expenditures/Basic Education       |            | 43.90          |              |
| 10 E 530 9700 72 5000 120 0000 0000 0 |                       |            |                | General Fund/Expenditures/District-Wide Support |            | 43.91          |              |
| 10 L 601 0000 00 0000 000 0000 0000   |                       |            |                | General Fund/Accounts Payable                   |            | -6.95          |              |
|                                       |                       |            | 435847954886   | Filter Foam for<br>Stock                        | 7601800113 | 9.76           |              |
| 10 E 530 9700 72 5000 076 0000 0000 0 |                       |            |                | General Fund/Expenditures/District-Wide Support |            | 10.60          |              |
| 10 L 601 0000 00 0000 000 0000 0000   |                       |            |                | General Fund/Accounts Payable                   |            | -0.84          |              |
|                                       |                       |            | 436693468944   | Projectors for<br>Whitstran                     | 7601800119 | 988.00         |              |
| 10 L 601 0000 00 0000 000 0000 0000   |                       |            |                | General Fund/Accounts Payable                   |            | -84.97         |              |
| 10 E 530 9700 72 5330 110 0000 0000 0 |                       |            |                | General Fund/Expenditures/District-Wide Support |            | 1,072.97       |              |
|                                       |                       |            | 437659386493   | HDD Tray for<br>Synology Device                 | 7601800104 | 39.49          |              |
| 10 E 530 9700 72 5000 076 0000 0000 0 |                       |            |                | General Fund/Expenditures/District-Wide Support |            | 42.89          |              |
| 10 L 601 0000 00 0000 000 0000 0000   |                       |            |                | General Fund/Accounts Payable                   |            | -3.40          |              |
|                                       |                       |            | 438379458999   | office  | 1201800033 | -143.50        |              |
| 10 E 530 0100 27 5020 120 0000 0000 0 |                       |            |                | General Fund/Expenditures/Basic Education       |            | -155.84        |              |
| 10 L 601 0000 00 0000 000 0000 0000   |                       |            |                | General Fund/Accounts Payable                   |            | 12.34          |              |

| Check Nbr                             | Vendor Name | Check Date | Invoice Number | Invoice Desc  | PO Number  | Invoice Amount | Check Amount |
|---------------------------------------|-------------|------------|----------------|---|------------|----------------|--------------|
|                                       |             |            | 443978877677   | Task chair  | 2401800069 | 167.82         |              |
| 10 E 530 0100 27 5000 240 0000 0000 0 |             |            |                | General Fund/Expenditures/Basic Education                 |            | 182.25         |              |
| 10 L 601 0000 00 0000 000 0000 0000   |             |            |                | General Fund/Accounts Payable                             |            | -14.43         |              |
|                                       |             |            | 44539689396    | Custodial Cart  | 6301800042 | 124.41         |              |
| 10 E 530 2100 27 5000 240 0000 0000 0 |             |            |                | General Fund/Expenditures/Spec Ed - State                 |            | 135.11         |              |
| 10 L 601 0000 00 0000 000 0000 0000   |             |            |                | General Fund/Accounts Payable                             |            | -10.70         |              |
|                                       |             |            | 447949858845   | Books for 1ST GR.<br>& 2ND GR.<br>Bilingual<br>Classrooms | 1101800041 | 112.79         |              |
| 10 E 530 0187 27 5070 110 0000 0000 0 |             |            |                | General Fund/Expenditures/Text Adoption                   |            | 122.49         |              |
| 10 L 601 0000 00 0000 000 0000 0000   |             |            |                | General Fund/Accounts Payable                             |            | -9.70          |              |
|                                       |             |            | 448358786779   | Ink Cartridges  | 6301800043 | 188.08         |              |
| 10 L 601 0000 00 0000 000 0000 0000   |             |            |                | General Fund/Accounts Payable                             |            | -16.17         |              |
| 10 E 530 2100 21 5000 130 0000 0000 0 |             |            |                | General Fund/Expenditures/Spec Ed - State                 |            | 204.25         |              |
|                                       |             |            | 453487894683   | OFFICE:SUPPLIES   | 1201800043 | 16.24          |              |
| 10 E 530 0100 27 5000 120 0000 0000 0 |             |            |                | General Fund/Expenditures/Basic Education                 |            | 17.64          |              |
| 10 L 601 0000 00 0000 000 0000 0000   |             |            |                | General Fund/Accounts Payable                             |            | -1.40          |              |
|                                       |             |            | 455765949748   | Drive Right 10th<br>edition textbooks                     | 4501800081 | 248.40         |              |
| 10 E 530 7100 27 5000 450 0000 0000 0 |             |            |                | General Fund/Expenditures/Traffic Safety                  |            | 269.76         |              |
| 10 L 601 0000 00 0000 000 0000 0000   |             |            |                | General Fund/Accounts Payable                             |            | -21.36         |              |
|                                       |             |            | 493994994788   | Switchers for<br>Heights/SDD for<br>Bus Garage            | 7601800123 | 45.60          |              |
| 10 E 530 9700 72 5000 076 0000 0000 0 |             |            |                | General Fund/Expenditures/District-Wide Support           |            | 30.04          |              |
| 10 E 530 9700 72 5000 130 0000 0000 0 |             |            |                | General Fund/Expenditures/District-Wide Support           |            | 19.48          |              |
| 10 L 601 0000 00 0000 000 0000 0000   |             |            |                | General Fund/Accounts Payable                             |            | -3.92          |              |
|                                       |             |            | 636883864379   | Books for 1ST GR.<br>& 2ND GR.<br>Bilingual<br>Classrooms | 1101800041 | 20.22          |              |
| 10 E 530 0187 27 5070 110 0000 0000 0 |             |            |                | General Fund/Expenditures/Text Adoption                   |            | 21.96          |              |
| 10 L 601 0000 00 0000 000 0000 0000   |             |            |                | General Fund/Accounts Payable                             |            | -1.74          |              |
|                                       |             |            | 659339874786   | Office supplies   | 2401800072 | 203.02         |              |
| 10 E 530 0100 27 5000 240 0000 0000 0 |             |            |                | General Fund/Expenditures/Basic Education                 |            | 203.02         |              |
|                                       |             |            | 679667666878   | Books for 1ST GR.<br>& 2ND GR.<br>Bilingual<br>Classrooms | 1101800041 | 19.52          |              |
| 10 E 530 0187 27 5070 110 0000 0000 0 |             |            |                | General Fund/Expenditures/Text Adoption                   |            | 21.20          |              |

| Check Nbr | Vendor Name                      | Check Date | Invoice Number  | Invoice Desc  | PO Number  | Invoice Amount | Check Amount |
|-----------|----------------------------------|------------|-----------------|---|------------|----------------|--------------|
| 10 L      | 601 0000 00 0000 000 0000 0000   |            |                 | General Fund/Accounts Payable                             |            | -1.68          |              |
|           |                                  |            | 679756997486    | keyboard for ipad   | 7601800127 | 108.59         |              |
| 10 E      | 530 5320 24 5000 060 0000 0000 0 |            |                 | General Fund/Expenditures/Migrant Ed                      |            | 117.93         |              |
| 10 L      | 601 0000 00 0000 000 0000 0000   |            |                 | General Fund/Accounts Payable                             |            | -9.34          |              |
|           |                                  |            | 7583663346843   | Life Skills<br>supplies                                   | 2401800073 | 317.66         |              |
| 10 L      | 601 0000 00 0000 000 0000 0000   |            |                 | General Fund/Accounts Payable                             |            | -27.32         |              |
| 10 R      | 960 0000 25 2500 240 0000 0000 1 |            |                 | General Fund/Revenues/Program 00                          |            | 344.98         |              |
|           |                                  |            | 854398835567    | Books for 1ST GR.<br>& 2ND GR.<br>Bilingual<br>Classrooms | 1101800041 | 27.13          |              |
| 10 E      | 530 0187 27 5070 110 0000 0000 0 |            |                 | General Fund/Expenditures/Text Adoption                   |            | 29.46          |              |
| 10 L      | 601 0000 00 0000 000 0000 0000   |            |                 | General Fund/Accounts Payable                             |            | -2.33          |              |
|           |                                  |            | 899956733439    | USB Headsets  | 1101800045 | 226.40         |              |
| 10 E      | 530 0100 27 5000 110 0000 0000 0 |            |                 | General Fund/Expenditures/Basic Education                 |            | 245.87         |              |
| 10 L      | 601 0000 00 0000 000 0000 0000   |            |                 | General Fund/Accounts Payable                             |            | -19.47         |              |
|           |                                  |            | 935479785697    | Switchers for<br>Heights/SDD for<br>Bus Garage            | 7601800123 | 30.55          |              |
| 10 E      | 530 9700 72 5000 076 0000 0000 0 |            |                 | General Fund/Expenditures/District-Wide Support           |            | 16.60          |              |
| 10 E      | 530 9700 72 5000 130 0000 0000 0 |            |                 | General Fund/Expenditures/District-Wide Support           |            | 16.58          |              |
| 10 L      | 601 0000 00 0000 000 0000 0000   |            |                 | General Fund/Accounts Payable                             |            | -2.63          |              |
|           |                                  |            | 949584337594    | Ink<br>Cartridges/Stapler                                 | 6301800045 | 95.42          |              |
| 10 E      | 530 2100 21 5000 063 0000 0000 0 |            |                 | General Fund/Expenditures/Spec Ed - State                 |            | 103.63         |              |
| 10 L      | 601 0000 00 0000 000 0000 0000   |            |                 | General Fund/Accounts Payable                             |            | -8.21          |              |
| 196480    | AMERICAN PRINTING HOUSE FOR TH   | 02/28/2019 | A042867         | Braille<br>Transcribing<br>Paper                          | 6301800049 | 50.00          | 50.00        |
| 10 E      | 530 2100 27 5020 063 0000 0000 0 |            |                 | General Fund/Expenditures/Spec Ed - State                 |            | 54.30          |              |
| 10 L      | 601 0000 00 0000 000 0000 0000   |            |                 | General Fund/Accounts Payable                             |            | -4.30          |              |
| 196481    | APOLLO                           | 02/28/2019 | 940019358       |   | 0          | 168.91         | 1,510.12     |
| 10 E      | 530 9700 64 7950 450 0000 0000 0 |            |                 | General Fund/Expenditures/District-Wide Support           |            | 168.91         |              |
|           |                                  |            | 940019966       | Monthly<br>Maintenance Fee                                | 7401800001 | 1,341.21       |              |
| 10 E      | 530 9700 64 7950 450 0000 0000 0 |            |                 | General Fund/Expenditures/District-Wide Support           |            | 1,341.21       |              |
| 196482    | ARAMBUL, JOAQUIN                 | 02/28/2019 | WEST B EXAM FEE |   | 0          | 155.00         | 155.00       |
| 10 E      | 530 5210 31 7000 110 0000 0000 0 |            |                 | General Fund/Expenditures/Title II TQ - Part A            |            | 155.00         |              |

| Check Nbr                             | Vendor Name            | Check Date | Invoice Number | Invoice Desc   | PO Number  | Invoice Amount | Check Amount |
|---------------------------------------|------------------------|------------|----------------|--|------------|----------------|--------------|
| 196483                                | ASEBA                  | 02/28/2019 | 173764a        | Testing Material<br>- Achenbach                        | 6301800050 | 73.00          | 73.00        |
| 10 E 530 2100 21 5000 063 0000 0000 0 |                        |            |                | General Fund/Expenditures/Spec Ed - State              |            | 79.28          |              |
| 10 L 601 0000 00 0000 000 0000 0000   |                        |            |                | General Fund/Accounts Payable                          |            | -6.28          |              |
| 196484                                | ATS INLAND NW LLC      | 02/28/2019 | S 031173       | Yearly PO HVAC<br>controls                             | 7401800008 | 3,735.84       | 3,735.84     |
| 10 E 530 9700 64 7000 074 0000 0000 0 |                        |            |                | General Fund/Expenditures/District-Wide Support        |            | 3,735.84       |              |
| 196485                                | AUTOZONE INC           | 02/28/2019 | 1174821154     |  | 0          | 40.99          | 40.99        |
| 10 E 530 9700 64 5000 074 0000 0000 0 |                        |            |                | General Fund/Expenditures/District-Wide Support        |            | 40.99          |              |
| 196486                                | BAKERIES, FRANZ FAMILY | 02/28/2019 | 29011401401    |  | 0          | 96.98          | 1,167.13     |
| 10 E 530 9800 42 5420 075 0000 0000 0 |                        |            |                | General Fund/Expenditures/Food Service                 |            | 96.98          |              |
|                                       |                        |            | 29011402202    |  | 0          | 322.00         |              |
| 10 E 530 9800 42 5420 075 0000 0000 0 |                        |            |                | General Fund/Expenditures/Food Service                 |            | 322.00         |              |
|                                       |                        |            | 29011402402    |  | 0          | 214.15         |              |
| 10 E 530 9800 42 5420 075 0000 0000 0 |                        |            |                | General Fund/Expenditures/Food Service                 |            | 214.15         |              |
|                                       |                        |            | 29011402801    |  | 0          | 325.85         |              |
| 10 E 530 9800 42 5420 075 0000 0000 0 |                        |            |                | General Fund/Expenditures/Food Service                 |            | 325.85         |              |
|                                       |                        |            | 29011403501    |  | 0          | 208.15         |              |
| 10 E 530 9800 42 5420 075 0000 0000 0 |                        |            |                | General Fund/Expenditures/Food Service                 |            | 208.15         |              |
| 196487                                | BALLARD, GARY          | 02/28/2019 | 2019-2         |  | 0          | 565.20         | 565.20       |
| 10 E 530 9800 42 5440 075 0000 0000 0 |                        |            |                | General Fund/Expenditures/Food Service                 |            | 565.20         |              |
| 196488                                | BANK, U S              | 02/28/2019 | FEB 2019       |  | 0          | 4,889.07       | 4,889.07     |
| 10 E 530 0100 23 5000 120 0000 0000 0 |                        |            |                | General Fund/Expenditures/Basic Education              |            | 108.59         |              |
| 10 E 530 0100 23 5000 130 0000 0000 0 |                        |            |                | General Fund/Expenditures/Basic Education              |            | 218.46         |              |
| 10 E 530 0100 27 5030 130 0000 0000 0 |                        |            |                | General Fund/Expenditures/Basic Education              |            | 65.14          |              |
| 10 E 530 0100 28 7000 450 0000 0000 0 |                        |            |                | General Fund/Expenditures/Basic Education              |            | 21.70          |              |
| 10 E 530 3165 27 7000 450 0000 0000 0 |                        |            |                | General Fund/Expenditures/Home/Family                  |            | 152.91         |              |
| 10 E 530 9700 12 5000 071 0000 0000 0 |                        |            |                | General Fund/Expenditures/District-Wide Support        |            | 69.80          |              |
| 10 E 530 9700 63 5000 075 0000 0000 0 |                        |            |                | General Fund/Expenditures/District-Wide Support        |            | -42.10         |              |
| 10 E 530 5210 31 5000 060 0000 0000 0 |                        |            |                | General Fund/Expenditures/Title II TQ - Part A         |            | 79.26          |              |
| 10 E 530 5210 31 5000 240 0000 0000 0 |                        |            |                | General Fund/Expenditures/Title II TQ - Part A         |            | 53.21          |              |
| 10 E 530 0152 31 5000 130 0000 0000 0 |                        |            |                | General Fund/Expenditures/Staff Dev Bldg Allocation    |            | 392.26         |              |
| 10 E 530 6400 31 7000 060 0000 0000 0 |                        |            |                | General Fund/Expenditures/Limited English Proficien    |            | 2,700.00       |              |
| 10 E 530 5505 31 7000 240 0000 0000 0 |                        |            |                | General Fund/Expenditures/LAP High Poverty             |            | -135.00        |              |
| 10 E 530 5250 27 8030 450 0000 0000 0 |                        |            |                | General Fund/Expenditures/Title IV Student Spt & Enric |            | 204.88         |              |
| 10 E 530 3467 27 5000 240 0000 0000 0 |                        |            |                | General Fund/Expenditures/Technology Education HMS     |            | 142.96         |              |
| 10 E 530 5100 27 5310 110 0000 0000 0 |                        |            |                | General Fund/Expenditures/Title I Part A               |            | 694.10         |              |
| 10 E 530 2100 27 5030 240 0000 0000 0 |                        |            |                | General Fund/Expenditures/Spec Ed - State              |            | 162.90         |              |
| 196489                                | BARB STROTE LLC        | 02/28/2019 | 2622           | EAP Services   | 7201800012 | 335.00         | 335.00       |
| 10 E 530 9700 14 7410 072 0000 0000 0 |                        |            |                | General Fund/Expenditures/District-Wide Support        |            | 335.00         |              |

| Check Nbr                             | Vendor Name                    | Check Date | Invoice Number | Invoice Desc                                    | PO Number  | Invoice Amount | Check Amount |
|---------------------------------------|--------------------------------|------------|----------------|---|------------|----------------|--------------|
| 196490                                | BARNES & NOBLE                 | 02/28/2019 | 3791668        | Teaching For<br>Biliteracy<br>Textbook          | 6001800072 | 347.09         | 347.09       |
| 10 E 530 6500 27 5000 060 0000 0000 0 |                                |            |                | General Fund/Expenditures/State Trans Bilingual |            | 347.09         |              |
| 196491                                | BENTON FRANKLIN JUVENILE JUSTI | 02/28/2019 | 5666           |   | 0          | 1,215.00       | 1,215.00     |
| 10 E 530 9700 12 7000 071 0000 0000 0 |                                |            |                | General Fund/Expenditures/District-Wide Support |            | 1,215.00       |              |
| 196492                                | BENTON REA                     | 02/28/2019 | 108572         |   | 0          | 3,100.00       | 3,100.00     |
| 10 E 530 9700 72 7540 076 0000 0000 0 |                                |            |                | General Fund/Expenditures/District-Wide Support |            | 3,100.00       |              |
| 196493                                | BLEYHL FARM SERVICE            | 02/28/2019 | 646736/4       |   | 0          | 55.41          | 55.41        |
| 10 E 530 9700 64 5000 074 0000 0000 0 |                                |            |                | General Fund/Expenditures/District-Wide Support |            | 55.41          |              |
| 196494                                | BROWN'S TIRE CO                | 02/28/2019 | 74300159914    |   | 0          | 781.98         | 781.98       |
| 10 E 530 9900 53 5950 073 0000 0000 0 |                                |            |                | General Fund/Expenditures/Pupil Transportation  |            | 781.98         |              |
| 196495                                | BRYSON SALES & SERVICE         | 02/28/2019 | 267862         |   | 0          | 622.06         | 1,750.16     |
| 10 E 530 9900 53 5000 073 0000 0000 0 |                                |            |                | General Fund/Expenditures/Pupil Transportation  |            | 622.06         |              |
|                                       |                                |            | 710            |   | 0          | 192.86         |              |
| 10 E 530 9900 53 5000 073 0000 0000 0 |                                |            |                | General Fund/Expenditures/Pupil Transportation  |            | 192.86         |              |
|                                       |                                |            | 744            |   | 0          | 135.79         |              |
| 10 E 530 9900 53 5000 073 0000 0000 0 |                                |            |                | General Fund/Expenditures/Pupil Transportation  |            | 135.79         |              |
|                                       |                                |            | 745            |   | 0          | 35.29          |              |
| 10 E 530 9900 53 5000 073 0000 0000 0 |                                |            |                | General Fund/Expenditures/Pupil Transportation  |            | 35.29          |              |
|                                       |                                |            | 746            |   | 0          | 235.14         |              |
| 10 E 530 9900 53 5000 073 0000 0000 0 |                                |            |                | General Fund/Expenditures/Pupil Transportation  |            | 235.14         |              |
|                                       |                                |            | 749            |   | 0          | 529.02         |              |
| 10 E 530 9900 53 5000 073 0000 0000 0 |                                |            |                | General Fund/Expenditures/Pupil Transportation  |            | 529.02         |              |
| 196496                                | BSN SPORTS LLC                 | 02/28/2019 | 903698705      | Basketballs                                     | 2411800004 | 372.38         | 1,464.78     |
| 10 E 530 0100 28 5000 240 0000 0000 0 |                                |            |                | General Fund/Expenditures/Basic Education       |            | 372.38         |              |
|                                       |                                |            | 904015771      | Cross Country<br>Uniforms                       | 2411800003 | 720.02         |              |
| 10 E 530 0100 28 5000 240 0000 0000 0 |                                |            |                | General Fund/Expenditures/Basic Education       |            | 720.02         |              |
|                                       |                                |            | 904250024      | Girl's Basketball<br>Uniforms                   | 2411800005 | 372.38         |              |
| 10 E 530 0100 28 5000 240 0000 0000 0 |                                |            |                | General Fund/Expenditures/Basic Education       |            | 372.38         |              |
| 196497                                | BUILDING VISION                | 02/28/2019 | 135            |   | 0          | 2,857.14       | 2,857.14     |
| 10 E 530 2100 26 7000 063 0000 0000 0 |                                |            |                | General Fund/Expenditures/Spec Ed - State       |            | 2,857.14       |              |
| 196498                                | CAREERSTAFF UNLIMITED          | 02/28/2019 | 35651-465405   |   | 0          | 2,133.00       | 2,133.00     |



| Check Nbr                             | Vendor Name               | Check Date | Invoice Number | Invoice Desc  | PO Number  | Invoice Amount | Check Amount |
|---------------------------------------|---------------------------|------------|----------------|---|------------|----------------|--------------|
| 10 E 530 2100 26 7000 063 0000 0000 0 |                           |            |                | General Fund/Expenditures/Spec Ed - State                 |            | 2,133.00       |              |
| 196499                                | CHUCKER CHERRY COMPANY    | 02/28/2019 | 471730A        |   | 0          | 468.00         | 468.00       |
| 10 E 530 9700 14 5000 072 0000 0000 0 |                           |            |                | General Fund/Expenditures/District-Wide Support           |            | 468.00         |              |
| 196500                                | CI INFORMATION MANAGEMENT | 02/28/2019 | 0074027        | Open PO for Shred Company- Not to exceed \$1000           | 4501800022 | 22.26          | 154.98       |
| 10 E 530 0100 27 5000 450 0000 0000 0 |                           |            |                | General Fund/Expenditures/Basic Education                 |            | 22.26          |              |
|                                       |                           |            | 0074028        | Annual PO for CI Shred services at Special Service Office | 6301800002 | 22.26          |              |
| 10 E 530 2100 21 5000 063 0000 0000 0 |                           |            |                | General Fund/Expenditures/Spec Ed - State                 |            | 22.26          |              |
|                                       |                           |            | 0074033        | Yearly Shred Service                                      | 7201800010 | 22.26          |              |
| 10 E 530 9700 13 7000 072 0000 0000 0 |                           |            |                | General Fund/Expenditures/District-Wide Support           |            | 22.26          |              |
|                                       |                           |            | 0076981        | Open PO for Shred Company- Not to exceed \$1000           | 4501800022 | 44.10          |              |
| 10 E 530 0100 27 5000 450 0000 0000 0 |                           |            |                | General Fund/Expenditures/Basic Education                 |            | 44.10          |              |
|                                       |                           |            | 0076982        | Annual P.O.   | 6001800021 | 22.05          |              |
| 10 E 530 0100 21 7000 060 0000 0000 0 |                           |            |                | General Fund/Expenditures/Basic Education                 |            | 8.92           |              |
| 10 E 530 5320 24 7000 060 0000 0000 0 |                           |            |                | General Fund/Expenditures/Migrant Ed                      |            | 8.92           |              |
| 10 E 530 9730 72 7000 076 0000 0000 0 |                           |            |                | General Fund/Expenditures/Tech Coordinator - Office       |            | 4.21           |              |
|                                       |                           |            | 0076986        | Yearly Shred Service                                      | 7201800010 | 22.05          |              |
| 10 E 530 9700 13 7000 072 0000 0000 0 |                           |            |                | General Fund/Expenditures/District-Wide Support           |            | 22.05          |              |
| 196501                                | CINTAS CORPORATION        | 02/28/2019 | 5012382396     |   | 0          | 65.49          | 65.49        |
| 10 E 530 9800 44 5000 120 0000 0000 0 |                           |            |                | General Fund/Expenditures/Food Service                    |            | 65.49          |              |
| 196502                                | COMM/TECH                 | 02/28/2019 | 09-31-19-156   |   | 0          | 23.08          | 240.28       |
| 10 E 530 9900 53 5000 073 0000 0000 0 |                           |            |                | General Fund/Expenditures/Pupil Transportation            |            | 23.08          |              |
|                                       |                           |            | 09-3641        |   | 0          | 217.20         |              |
| 10 E 530 9900 53 5000 073 0000 0000 0 |                           |            |                | General Fund/Expenditures/Pupil Transportation            |            | 217.20         |              |
| 196503                                | CROOK, JASON L            | 02/28/2019 | TWINE          |   | 0          | 18.31          | 18.31        |
| 10 E 530 0100 27 5000 450 0000 0000 0 |                           |            |                | General Fund/Expenditures/Basic Education                 |            | 18.31          |              |
| 196504                                | CUMMINS INC               | 02/28/2019 | 13-3697        |   | 0          | 243.99         | 243.99       |
| 10 E 530 9900 53 5000 073 0000 0000 0 |                           |            |                | General Fund/Expenditures/Pupil Transportation            |            | 243.99         |              |
| 196505                                | D & L SUPPLY AND MFG      | 02/28/2019 | 352864         |   | 0          | 706.99         | 706.99       |

| Check Nbr                             | Vendor Name              | Check Date | Invoice Number | Invoice Desc   | PO Number  | Invoice Amount | Check Amount |
|---------------------------------------|--------------------------|------------|----------------|--|------------|----------------|--------------|
| 10 E 530 9700 64 5000 074 0000 0000 0 |                          |            |                | General Fund/Expenditures/District-Wide Support                |            | 706.99         |              |
| 196506                                | DE MALDONADO, LEONOR B   | 02/28/2019 | PIZZA & SALAD  |  | 0          | 93.07          | 93.07        |
| 10 E 530 6500 31 5000 060 0000 0000 0 |                          |            |                | General Fund/Expenditures/State Trans Bilingual                |            | 93.07          |              |
| 196507                                | DELL                     | 02/28/2019 | 10295520010    | LCD<br>Screens/Replacement<br>Keyboards for<br>PHS (S. Hayter) | 7601800116 | 304.73         | 2,268.93     |
| 10 E 530 3160 27 5000 450 0000 0000 0 |                          |            |                | General Fund/Expenditures/Agriculture                          |            | 304.73         |              |
| 10 E 530 0149 25 5310 076 0000 0000 0 |                          |            | 10297109075    | Kurt V. Laptop   | 7601800117 | 1,020.42       | 1,020.42     |
| 10 E 530 5320 24 5000 060 0000 0000 0 |                          |            | 10298290034    | Laptop for Leanor  | 7601800125 | 943.78         | 943.78       |
| 196508                                | DENCHEL FORD COUNTRY     | 02/28/2019 | DRIVERS ED     | Rental fee for<br>Drivers Ed. car                              | 4501800067 | 250.00         | 250.00       |
| 10 E 530 7100 27 7000 450 0000 0000 0 |                          |            |                | General Fund/Expenditures/Traffic Safety                       |            | 250.00         |              |
| 196509                                | ESD #123                 | 02/28/2019 | 0000028222     |  | 0          | 41,582.89      | 69,243.40    |
| 10 E 530 2100 26 7000 063 0000 0000 0 |                          |            |                | General Fund/Expenditures/Spec Ed - State                      |            | 41,582.89      |              |
| 10 E 530 2200 26 7000 063 0000 0000 0 |                          |            | 0000028233     | General Fund/Expenditures/Spec Ed Infants & Toddlers           | 0          | 8,763.48       | 8,763.48     |
| 10 E 530 2200 26 7000 063 0000 0000 0 |                          |            | 0000028243     | General Fund/Expenditures/Spec Ed Infants & Toddlers           | 0          | 8,033.19       | 8,033.19     |
| 10 E 530 0109 27 7000 071 0000 0000 0 |                          |            | 0000028249     | General Fund/Expenditures/Substance Abuse Prevention           | 0          | 7,081.00       | 7,081.00     |
| 10 E 530 0178 27 7000 450 0000 0000 0 |                          |            | 0000028282     | General Fund/Expenditures/Drop-Out Re-Engagement               | 0          | 3,782.84       | 3,782.84     |
| 196510                                | FIREFLY COMPUTERS        | 02/28/2019 | 155014         | Headphones for<br>SPED (D. Starkey<br>- Whit)                  | 7601800128 | 96.00          | 96.00        |
| 10 E 530 2100 27 5000 110 0000 0000 0 |                          |            |                | General Fund/Expenditures/Spec Ed - State                      |            | 104.26         |              |
| 10 L 601 0000 00 0000 000 0000 0000   |                          |            |                | General Fund/Accounts Payable                                  |            | -8.26          |              |
| 196511                                | FOOD DEPOT               | 02/28/2019 | 183221         |  | 1680       | 88.33          | 88.33        |
| 10 E 530 3160 27 5000 450 0000 0000 0 |                          |            |                | General Fund/Expenditures/Agriculture                          |            | 88.33          |              |
| 196512                                | Vendor Continued Void    | 02/28/2019 |                |  |            |                | 0.00         |
| 196513                                | FOOD SERVICES OF AMERICA | 02/28/2019 | 3040656        |  | 0          | 596.07         | 30,196.79    |
| 10 E 530 9800 44 5000 075 0000 0000 0 |                          |            |                | General Fund/Expenditures/Food Service                         |            | 596.07         |              |
|                                       |                          |            | 3040657        |  | 0          | 704.89         |              |

| Check Nbr                             | Vendor Name | Check Date | Invoice Number | Invoice Desc                           | PO Number | Invoice Amount | Check Amount |
|---------------------------------------|-------------|------------|----------------|--|-----------|----------------|--------------|
| 10 E 530 9800 42 5430 075 0000 0000 0 |             |            |                | General Fund/Expenditures/Food Service |           | 704.89         |              |
|                                       |             |            | 3040658        |  | 0         | 1,848.55       |              |
| 10 E 530 9800 42 5430 075 0000 0000 0 |             |            |                | General Fund/Expenditures/Food Service |           | 1,848.55       |              |
|                                       |             |            | 3040659        |  | 0         | 1,300.10       |              |
| 10 E 530 9800 42 5440 075 0000 0000 0 |             |            |                | General Fund/Expenditures/Food Service |           | 1,300.10       |              |
|                                       |             |            | 3040660        |  | 0         | 216.48         |              |
| 10 E 530 9800 42 5440 075 0000 0000 0 |             |            |                | General Fund/Expenditures/Food Service |           | 216.48         |              |
|                                       |             |            | 3046474        |  | 0         | 1,005.10       |              |
| 10 E 530 9800 42 5440 075 0000 0000 0 |             |            |                | General Fund/Expenditures/Food Service |           | 1,005.10       |              |
|                                       |             |            | 3053669        |  | 0         | 1,018.12       |              |
| 10 E 530 9800 42 5440 075 0000 0000 0 |             |            |                | General Fund/Expenditures/Food Service |           | 1,018.12       |              |
|                                       |             |            | 3053671        |  | 0         | 820.17         |              |
| 10 E 530 9800 44 5000 075 0000 0000 0 |             |            |                | General Fund/Expenditures/Food Service |           | 820.17         |              |
|                                       |             |            | 3053672        |  | 0         | 1,696.81       |              |
| 10 E 530 9800 42 5430 075 0000 0000 0 |             |            |                | General Fund/Expenditures/Food Service |           | 1,696.81       |              |
|                                       |             |            | 3053673        |  | 0         | 914.07         |              |
| 10 E 530 9800 42 5430 075 0000 0000 0 |             |            |                | General Fund/Expenditures/Food Service |           | 914.07         |              |
|                                       |             |            | 3053676        |  | 0         | 536.00         |              |
| 10 E 530 9800 42 5440 075 0000 0000 0 |             |            |                | General Fund/Expenditures/Food Service |           | 536.00         |              |
|                                       |             |            | 3053679        |  | 0         | 149.68         |              |
| 10 E 530 9800 42 5430 075 0000 0000 0 |             |            |                | General Fund/Expenditures/Food Service |           | 149.68         |              |
|                                       |             |            | 3053681        |  | 0         | 200.76         |              |
| 10 E 530 9800 42 5430 075 0000 0000 0 |             |            |                | General Fund/Expenditures/Food Service |           | 200.76         |              |
|                                       |             |            | 3066272        |  | 0         | 1,408.80       |              |
| 10 E 530 9800 42 5430 075 0000 0000 0 |             |            |                | General Fund/Expenditures/Food Service |           | 1,408.80       |              |
|                                       |             |            | 3066273        |  | 0         | 1,057.28       |              |
| 10 E 530 9800 44 5000 075 0000 0000 0 |             |            |                | General Fund/Expenditures/Food Service |           | 1,057.28       |              |
|                                       |             |            | 3066274        |  | 0         | 930.72         |              |
| 10 E 530 9800 42 5430 075 0000 0000 0 |             |            |                | General Fund/Expenditures/Food Service |           | 930.72         |              |
|                                       |             |            | 3066275        |  | 0         | 1,750.39       |              |
| 10 E 530 9800 42 5440 075 0000 0000 0 |             |            |                | General Fund/Expenditures/Food Service |           | 1,750.39       |              |
|                                       |             |            | 3066276        |  | 0         | 89.59          |              |
| 10 E 530 9800 42 5430 075 0000 0000 0 |             |            |                | General Fund/Expenditures/Food Service |           | 89.59          |              |

| Check Nbr                             | Vendor Name | Check Date | Invoice Number | Invoice Desc                           | PO Number | Invoice Amount | Check Amount |
|---------------------------------------|-------------|------------|----------------|--|-----------|----------------|--------------|
| 10 E 530 9800 42 5430 075 0000 0000 0 |             |            | 3066277        | General Fund/Expenditures/Food Service | 0         | 492.66         | 492.66       |
| 10 E 530 9800 42 5430 075 0000 0000 0 |             |            | 3066278        | General Fund/Expenditures/Food Service | 0         | 86.04          | 86.04        |
| 10 E 530 9800 42 5440 075 0000 0000 0 |             |            | 3072062        | General Fund/Expenditures/Food Service | 0         | 1,219.65       | 1,219.65     |
| 10 E 530 9800 42 5430 075 0000 0000 0 |             |            | 3078668        | General Fund/Expenditures/Food Service | 0         | -29.36         | -29.36       |
| 10 E 530 9800 44 5000 075 0000 0000 0 |             |            | 3079396        | General Fund/Expenditures/Food Service | 0         | 637.04         | 637.04       |
| 10 E 530 9800 42 5440 075 0000 0000 0 |             |            | 3079399        | General Fund/Expenditures/Food Service | 0         | 3,204.67       | 3,204.67     |
| 10 E 530 9800 42 5430 075 0000 0000 0 |             |            | 3079402        | General Fund/Expenditures/Food Service | 0         | 1,655.72       | 1,655.72     |
| 10 E 530 9800 42 5430 075 0000 0000 0 |             |            | 3079406        | General Fund/Expenditures/Food Service | 0         | 1,107.15       | 1,107.15     |
| 10 E 530 9800 42 5440 075 0000 0000 0 |             |            | 3079409        | General Fund/Expenditures/Food Service | 0         | 31.05          | 31.05        |
| 10 E 530 9800 42 5430 075 0000 0000 0 |             |            | 3079412        | General Fund/Expenditures/Food Service | 0         | 267.22         | 267.22       |
| 10 E 530 9800 42 5440 075 0000 0000 0 |             |            | 3079414        | General Fund/Expenditures/Food Service | 0         | 57.35          | 57.35        |
| 10 E 530 9800 42 5440 075 0000 0000 0 |             |            | 3085216        | General Fund/Expenditures/Food Service | 0         | 1,036.20       | 1,036.20     |
| 10 E 530 9800 42 5430 075 0000 0000 0 |             |            | 3085217        | General Fund/Expenditures/Food Service | 0         | 39.02          | 39.02        |
| 10 E 530 9800 42 5440 075 0000 0000 0 |             |            | 3092448        | General Fund/Expenditures/Food Service | 0         | 1,483.87       | 1,483.87     |
| 10 E 530 9800 42 5430 075 0000 0000 0 |             |            | 3092449        | General Fund/Expenditures/Food Service | 0         | 1,065.07       | 1,065.07     |
| 10 E 530 9800 42 5430 075 0000 0000 0 |             |            | 3092450        | General Fund/Expenditures/Food Service | 0         | 424.50         | 424.50       |
| 10 E 530 9800 44 5000 075 0000 0000 0 |             |            | 3092452        | General Fund/Expenditures/Food Service | 0         | 552.60         | 552.60       |

| Check Nbr                             | Vendor Name           | Check Date | Invoice Number                                     | Invoice Desc | PO Number | Invoice Amount | Check Amount |
|---------------------------------------|-----------------------|------------|--|--------------|-----------|----------------|--------------|
|                                       |                       |            | 3092453  |              | 0         | 298.99         |              |
| 10 E 530 9800 44 5000 075 0000 0000 0 |                       |            | General Fund/Expenditures/Food Service             |              |           | 298.99         |              |
|                                       |                       |            | 3092455  |              | 0         | 41.34          |              |
| 10 E 530 9800 42 5440 075 0000 0000 0 |                       |            | General Fund/Expenditures/Food Service             |              |           | 41.34          |              |
|                                       |                       |            | 3097709  |              | 0         | 88.93          |              |
| 10 E 530 9800 42 5440 075 0000 0000 0 |                       |            | General Fund/Expenditures/Food Service             |              |           | 88.93          |              |
|                                       |                       |            | 3097710  |              | 0         | 193.50         |              |
| 10 E 530 9800 42 5440 075 0000 0000 0 |                       |            | General Fund/Expenditures/Food Service             |              |           | 193.50         |              |
| 196514                                | GARZA, NICOLE L       | 02/28/2019 | ROMEO & JULIET                                     |              | 0         | 46.56          | 46.56        |
| 10 E 530 0151 31 7000 450 0000 0000 0 |                       |            | General Fund/Expenditures/Staff Dev-PEA Allocation |              |           | 46.56          |              |
| 196515                                | GRAINGER              | 02/28/2019 | 9044657915   |              | 0         | 677.66         | 1,896.78     |
| 10 E 530 9700 64 5000 074 0000 0000 0 |                       |            | General Fund/Expenditures/District-Wide Support    |              |           | 677.66         |              |
|                                       |                       |            | 9047210969   |              | 0         | 48.34          |              |
| 10 E 530 9700 64 5000 074 0000 0000 0 |                       |            | General Fund/Expenditures/District-Wide Support    |              |           | 48.34          |              |
|                                       |                       |            | 9058996969   |              | 0         | 64.64          |              |
| 10 E 530 9700 64 5000 074 0000 0000 0 |                       |            | General Fund/Expenditures/District-Wide Support    |              |           | 64.64          |              |
|                                       |                       |            | 9058996977   |              | 0         | 218.61         |              |
| 10 E 530 9700 64 5000 074 0000 0000 0 |                       |            | General Fund/Expenditures/District-Wide Support    |              |           | 218.61         |              |
|                                       |                       |            | 9064981393   |              | 0         | 887.53         |              |
| 10 E 530 9700 64 5000 074 0000 0000 0 |                       |            | General Fund/Expenditures/District-Wide Support    |              |           | 887.53         |              |
| 196516                                | Vendor Continued Void | 02/28/2019 |  |              |           |                | 0.00         |
| 196517                                | COOK'S ACE HARDWARE   | 02/28/2019 | A476963  |              | 0         | 14.95          | 660.76       |
| 10 E 530 9700 62 5000 074 0000 0000 0 |                       |            | General Fund/Expenditures/District-Wide Support    |              |           | 14.95          |              |
|                                       |                       |            | A477016  |              | 0         | 10.85          |              |
| 10 E 530 9700 62 5000 074 0000 0000 0 |                       |            | General Fund/Expenditures/District-Wide Support    |              |           | 10.85          |              |
|                                       |                       |            | A477640  |              | 0         | 19.54          |              |
| 10 E 530 9900 53 5000 073 0000 0000 0 |                       |            | General Fund/Expenditures/Pupil Transportation     |              |           | 19.54          |              |
|                                       |                       |            | A478119  |              | 0         | 77.95          |              |
| 10 E 530 9700 64 5000 074 0000 0000 0 |                       |            | General Fund/Expenditures/District-Wide Support    |              |           | 77.95          |              |
|                                       |                       |            | A478160  |              | 0         | 11.66          |              |
| 10 E 530 9900 53 5000 073 0000 0000 0 |                       |            | General Fund/Expenditures/Pupil Transportation     |              |           | 11.66          |              |
|                                       |                       |            | A478871  |              | 0         | 29.29          |              |
| 10 E 530 9700 62 5000 074 0000 0000 0 |                       |            | General Fund/Expenditures/District-Wide Support    |              |           | 29.29          |              |
|                                       |                       |            | A478916  |              | 0         | 9.97           |              |

| Check Nbr                             | Vendor Name | Check Date | Invoice Number | Invoice Desc                                    | PO Number  | Invoice Amount | Check Amount |
|---------------------------------------|-------------|------------|----------------|---|------------|----------------|--------------|
| 10 E 530 9900 53 5000 073 0000 0000 0 |             |            |                | General Fund/Expenditures/Pupil Transportation  |            | 9.97           |              |
|                                       |             |            | A478975        |   | 0          | 4.97           |              |
| 10 E 530 9700 64 5000 074 0000 0000 0 |             |            |                | General Fund/Expenditures/District-Wide Support |            | 4.97           |              |
|                                       |             |            | A479073        |   | 0          | 9.33           |              |
| 10 E 530 9700 64 5000 074 0000 0000 0 |             |            |                | General Fund/Expenditures/District-Wide Support |            | 9.33           |              |
|                                       |             |            | A479257        |   | 0          | 27.47          |              |
| 10 E 530 9700 62 5000 074 0000 0000 0 |             |            |                | General Fund/Expenditures/District-Wide Support |            | 27.47          |              |
|                                       |             |            | A479577        |   | 0          | 1.67           |              |
| 10 E 530 9700 62 5000 074 0000 0000 0 |             |            |                | General Fund/Expenditures/District-Wide Support |            | 1.67           |              |
|                                       |             |            | A479584        |   | 0          | 9.74           |              |
| 10 E 530 9700 64 5000 074 0000 0000 0 |             |            |                | General Fund/Expenditures/District-Wide Support |            | 9.74           |              |
|                                       |             |            | A479787        |   | 0          | 9.33           |              |
| 10 E 530 9700 64 5000 074 0000 0000 0 |             |            |                | General Fund/Expenditures/District-Wide Support |            | 9.33           |              |
|                                       |             |            | A479884        |   | 0          | 42.32          |              |
| 10 E 530 9700 63 5000 074 0000 0000 0 |             |            |                | General Fund/Expenditures/District-Wide Support |            | 42.32          |              |
|                                       |             |            | A479943        |   | 0          | 3.03           |              |
| 10 E 530 9700 64 5000 074 0000 0000 0 |             |            |                | General Fund/Expenditures/District-Wide Support |            | 3.03           |              |
|                                       |             |            | A480554        |   | 0          | 26.03          |              |
| 10 E 530 9900 53 5000 073 0000 0000 0 |             |            |                | General Fund/Expenditures/Pupil Transportation  |            | 26.03          |              |
|                                       |             |            | A480564        |   | 0          | 7.59           |              |
| 10 E 530 9700 64 5000 074 0000 0000 0 |             |            |                | General Fund/Expenditures/District-Wide Support |            | 7.59           |              |
|                                       |             |            | A480721        |   | 0          | 27.12          |              |
| 10 E 530 9700 63 5000 074 0000 0000 0 |             |            |                | General Fund/Expenditures/District-Wide Support |            | 27.12          |              |
|                                       |             |            | A480786        | Open PO for CTE<br>Supplies                     | 4561800002 | 62.42          |              |
| 10 E 530 3160 27 5000 450 0000 0000 0 |             |            |                | General Fund/Expenditures/Agriculture           |            | 62.42          |              |
| 10 E 530 3161 27 5000 450 0000 0000 0 |             |            |                | General Fund/Expenditures/Business              |            | 0.00           |              |
| 10 E 530 3165 27 5000 450 0000 0000 0 |             |            |                | General Fund/Expenditures/Home/Family           |            | 0.00           |              |
| 10 E 530 3167 27 5000 450 0000 0000 0 |             |            |                | General Fund/Expenditures/Technology Education  |            | 0.00           |              |
|                                       |             |            | B362459        |   | 0          | 21.26          |              |
| 10 E 530 9700 63 5000 074 0000 0000 0 |             |            |                | General Fund/Expenditures/District-Wide Support |            | 21.26          |              |
|                                       |             |            | B362573        |   | 0          | 11.26          |              |
| 10 E 530 9700 63 5000 074 0000 0000 0 |             |            |                | General Fund/Expenditures/District-Wide Support |            | 11.26          |              |
|                                       |             |            | B362971        |   | 0          | 18.83          |              |
| 10 E 530 9700 64 5000 074 0000 0000 0 |             |            |                | General Fund/Expenditures/District-Wide Support |            | 18.83          |              |

| Check Nbr                             | Vendor Name | Check Date | Invoice Number | Invoice Desc   | PO Number  | Invoice Amount | Check Amount |          |
|---------------------------------------|-------------|------------|----------------|--|------------|----------------|--------------|----------|
| 10 E 530 9900 53 5000 073 0000 0000 0 |             |            | B363008        | General Fund/Expenditures/Pupil Transportation                                   | 0          | 25.61          | 25.61        |          |
| 10 E 530 9700 62 5000 074 0000 0000 0 |             |            | B363042        | General Fund/Expenditures/District-Wide Support                                  | 0          | 20.62          | 20.62        |          |
| 10 E 530 9700 64 5000 074 0000 0000 0 |             |            | B363043        | General Fund/Expenditures/District-Wide Support                                  | 0          | 14.73          | 14.73        |          |
| 10 E 530 3160 27 5000 450 0000 0000 0 |             |            | B363534        | Open PO for CTE Supplies   | 4561800002 | 19.50          | 19.50        |          |
| 10 E 530 3161 27 5000 450 0000 0000 0 |             |            |                | General Fund/Expenditures/Agriculture  |            | 0.00           | 0.00         |          |
| 10 E 530 3165 27 5000 450 0000 0000 0 |             |            |                | General Fund/Expenditures/Business   |            | 0.00           | 0.00         |          |
| 10 E 530 3167 27 5000 450 0000 0000 0 |             |            |                | General Fund/Expenditures/Home/Family  |            | 0.00           | 0.00         |          |
| 10 E 530 9900 53 5000 073 0000 0000 0 |             |            | C84180         | General Fund/Expenditures/Pupil Transportation                                   | 0          | 21.68          | 21.68        |          |
| 10 E 530 9900 53 5000 073 0000 0000 0 |             |            | C84183         | General Fund/Expenditures/Pupil Transportation                                   | 0          | 48.86          | 48.86        |          |
| 10 E 530 9700 63 5000 074 0000 0000 0 |             |            | C84215         | General Fund/Expenditures/District-Wide Support                                  | 0          | 13.02          | 13.02        |          |
| 10 E 530 9700 64 5000 074 0000 0000 0 |             |            | C84391         | General Fund/Expenditures/District-Wide Support                                  | 0          | 32.57          | 32.57        |          |
| 10 E 530 9700 62 5000 074 0000 0000 0 |             |            | C84556         | General Fund/Expenditures/District-Wide Support                                  | 0          | 7.59           | 7.59         |          |
| 196518 HEALTH CARE AUTHORITY          |             | 02/28/2019 | HCASBH1687     | General Fund/Due from Other Govt Units   | 0          | 271.43         | 271.43       | 300.00   |
| 10 A 330 0000 00 0000 000 0000 0000   |             |            |                |  |            |                |              |          |
| 10 A 330 0000 00 0000 000 0000 0000   |             |            | HCASBH1769     | General Fund/Due from Other Govt Units   | 0          | 28.57          | 28.57        |          |
| 196519 HEINEMANN PROFESSIONAL RESOURC |             | 02/28/2019 | 6831924        | Fountas & Pinnell Leveled Literacy Intervention System for High Poverty Students | 6001700045 | 5,837.26       | 5,837.26     | 5,837.26 |
| 10 E 530 5505 27 5070 130 0000 0000 0 |             |            |                | General Fund/Expenditures/LAP High Poverty                                       |            |                |              |          |
| 196520 IBS INCORPORATED               |             | 02/28/2019 | 692820-1       | General Fund/Expenditures/Pupil Transportation                                   | 0          | 229.54         | 229.54       | 229.54   |
| 10 E 530 9900 53 5000 073 0000 0000 0 |             |            |                |  |            |                |              |          |
| 196521 K C D A                        |             | 02/28/2019 | 300363274      | Copy Paper for Office  | 1301800038 | 2,309.14       | 2,309.14     | 2,350.33 |
| 10 E 530 0100 27 5000 130 0000 0000 0 |             |            |                | General Fund/Expenditures/Basic Education  |            |                |              |          |

| Check Nbr                             | Vendor Name            | Check Date | Invoice Number     | Invoice Desc                                    | PO Number  | Invoice Amount | Check Amount |
|---------------------------------------|------------------------|------------|--------------------|---|------------|----------------|--------------|
|                                       |                        |            | 300366465          | Copy Paper for<br>Office                        | 1301800038 | 41.19          |              |
| 10 E 530 0100 27 5000 130 0000 0000 0 |                        |            |                    | General Fund/Expenditures/Basic Education       |            | 41.19          |              |
| 196522                                | KOSSMAN, MICHELLE      | 02/28/2019 | SNA                |   | 0          | 43.50          | 43.50        |
| 10 E 530 9800 44 7390 075 0000 0000 0 |                        |            |                    | General Fund/Expenditures/Food Service          |            | 43.50          |              |
| 196523                                | KOZAI CONSULTING       | 02/28/2019 | 005                |   | 0          | 2,706.77       | 5,259.72     |
| 10 E 530 9700 12 7010 071 0000 0000 0 |                        |            |                    | General Fund/Expenditures/District-Wide Support |            | 2,706.77       |              |
|                                       |                        |            | 006                |   | 0          | 2,552.95       |              |
| 10 E 530 9700 12 7010 071 0000 0000 0 |                        |            |                    | General Fund/Expenditures/District-Wide Support |            | 2,552.95       |              |
| 196524                                | LEADER SERVICES        | 02/28/2019 | WA10750            |   | 0          | 71.40          | 71.40        |
| 10 E 530 2100 27 7000 063 0000 0000 0 |                        |            |                    | General Fund/Expenditures/Spec Ed - State       |            | 71.40          |              |
| 196525                                | LINK, CENTURY          | 02/28/2019 | 2/6/2019           |   | 0          | 1,274.47       | 1,274.47     |
| 10 E 530 9700 65 7810 075 0000 0000 0 |                        |            |                    | General Fund/Expenditures/District-Wide Support |            | 58.66          |              |
| 10 E 530 9700 65 7810 073 0000 0000 0 |                        |            |                    | General Fund/Expenditures/District-Wide Support |            | 55.87          |              |
| 10 E 530 9700 65 7810 130 0000 0000 0 |                        |            |                    | General Fund/Expenditures/District-Wide Support |            | 63.27          |              |
| 10 E 530 9700 65 7810 450 0000 0000 0 |                        |            |                    | General Fund/Expenditures/District-Wide Support |            | 60.25          |              |
| 10 E 530 9700 65 7810 073 0000 0000 0 |                        |            |                    | General Fund/Expenditures/District-Wide Support |            | 65.83          |              |
| 10 E 530 9700 65 7810 240 0000 0000 0 |                        |            |                    | General Fund/Expenditures/District-Wide Support |            | 0.00           |              |
| 10 E 530 9700 65 7810 240 0000 0000 0 |                        |            |                    | General Fund/Expenditures/District-Wide Support |            | 58.66          |              |
| 10 E 530 9700 65 7810 074 0000 0000 0 |                        |            |                    | General Fund/Expenditures/District-Wide Support |            | 0.00           |              |
| 10 E 530 9700 65 7810 072 0000 0000 0 |                        |            |                    | General Fund/Expenditures/District-Wide Support |            | 180.75         |              |
| 10 E 530 9700 65 7810 120 0000 0000 0 |                        |            |                    | General Fund/Expenditures/District-Wide Support |            | 117.32         |              |
| 10 E 530 9700 65 7810 076 0000 0000 0 |                        |            |                    | General Fund/Expenditures/District-Wide Support |            | 30.12          |              |
| 10 E 530 9700 65 7810 060 0000 0000 0 |                        |            |                    | General Fund/Expenditures/District-Wide Support |            | 30.13          |              |
| 10 E 530 9700 65 7810 450 0000 0000 0 |                        |            |                    | General Fund/Expenditures/District-Wide Support |            | 258.72         |              |
| 10 E 530 9700 65 7810 130 0000 0000 0 |                        |            |                    | General Fund/Expenditures/District-Wide Support |            | 58.66          |              |
| 10 E 530 9700 65 7810 100 0000 0000 0 |                        |            |                    | General Fund/Expenditures/District-Wide Support |            | 117.32         |              |
| 10 E 530 9700 65 7810 063 0000 0000 0 |                        |            |                    | General Fund/Expenditures/District-Wide Support |            | 60.25          |              |
| 10 E 530 9700 65 7810 120 0000 0000 0 |                        |            |                    | General Fund/Expenditures/District-Wide Support |            | 0.00           |              |
| 10 E 530 9700 65 7810 240 0000 0000 0 |                        |            |                    | General Fund/Expenditures/District-Wide Support |            | 58.66          |              |
| 10 E 530 9700 65 7810 110 0000 0000 0 |                        |            |                    | General Fund/Expenditures/District-Wide Support |            | 0.00           |              |
| 196526                                | LINK, CENTURY          | 02/28/2019 | 320497728 2/2/2019 |   | 0          | 33.02          | 33.02        |
| 10 E 530 9700 65 7810 072 0000 0000 0 |                        |            |                    | General Fund/Expenditures/District-Wide Support |            | 33.02          |              |
| 196527                                | LOCKSHOP               | 02/28/2019 | 1/14/2019          |   | 0          | 17.26          | 17.26        |
| 10 E 530 9700 64 5000 074 0000 0000 0 |                        |            |                    | General Fund/Expenditures/District-Wide Support |            | 17.26          |              |
| 196528                                | M & M BOLT CO INC      | 02/28/2019 | 337214             |   | 0          | 121.90         | 121.90       |
| 10 E 530 9900 53 5000 073 0000 0000 0 |                        |            |                    | General Fund/Expenditures/Pupil Transportation  |            | 121.90         |              |
| 196529                                | MENKE JACKSON LAW FIRM | 02/28/2019 | 405 1/31/2019      |   | 0          | 2,785.60       | 3,025.60     |
| 10 E 530 9700 12 7030 071 0000 0000 0 |                        |            |                    | General Fund/Expenditures/District-Wide Support |            | 2,785.60       |              |
|                                       |                        |            | 450 1/31/2019      |   | 0          | 240.00         |              |



| Check Nbr                             | Vendor Name                    | Check Date | Invoice Number  | Invoice Desc   | PO Number  | Invoice Amount | Check Amount |
|---------------------------------------|--------------------------------|------------|-----------------|--|------------|----------------|--------------|
| 10 E 530 9700 12 7030 071 0000 0000 0 |                                |            |                 | General Fund/Expenditures/District-Wide Support            |            | 240.00         |              |
| 196530                                | MID-AMERICAN RESEARCH CHEMICAL | 02/28/2019 | 0655359-IN      |  | 0          | 580.91         | 1,233.04     |
| 10 E 530 9700 63 5000 074 0000 0000 0 |                                |            |                 | General Fund/Expenditures/District-Wide Support            |            | 580.91         |              |
|                                       |                                |            | 0655788-IN      |  | 0          | 247.31         |              |
| 10 E 530 9700 63 5000 074 0000 0000 0 |                                |            |                 | General Fund/Expenditures/District-Wide Support            |            | 247.31         |              |
|                                       |                                |            | 0656468-IN      |  | 0          | 404.82         |              |
| 10 E 530 9700 63 5000 074 0000 0000 0 |                                |            |                 | General Fund/Expenditures/District-Wide Support            |            | 404.82         |              |
| 196531                                | MONOPRICE, INC                 | 02/28/2019 | 18607286        | Audio Cords for Heights                                    | 7601800129 | 64.43          | 64.43        |
| 10 E 530 9700 72 5000 130 0000 0000 0 |                                |            |                 | General Fund/Expenditures/District-Wide Support            |            | 64.43          |              |
| 196532                                | MORROW, DARLENE M.             | 02/28/2019 | E. SAUCE        |  | 0          | 39.54          | 46.99        |
| 10 E 530 9800 42 5430 075 0000 0000 0 |                                |            |                 | General Fund/Expenditures/Food Service                     |            | 39.54          |              |
|                                       |                                |            | POSTAGE         |  | 0          | 7.45           |              |
| 10 E 530 9800 44 5010 075 0000 0000 0 |                                |            |                 | General Fund/Expenditures/Food Service                     |            | 7.45           |              |
| 196533                                | NATIONAL ASSOC OF AGRICULTURAL | 02/28/2019 | 109             | CASE Institute - ASA Olivia Zurcher                        | 4561800019 | 3,000.00       | 3,412.06     |
| 10 E 530 3160 27 7000 450 0000 0000 0 |                                |            |                 | General Fund/Expenditures/Agriculture                      |            | 3,000.00       |              |
|                                       |                                |            | C190032         | CASE Online Store  | 4561800022 | 412.06         |              |
| 10 E 530 3160 27 5000 450 0000 0000 0 |                                |            |                 | General Fund/Expenditures/Agriculture                      |            | 412.06         |              |
| 196534                                | NELSON'S APPLICANCE SERVICE    | 02/28/2019 | 0303            |  | 0          | 146.61         | 146.61       |
| 10 E 530 9700 63 7000 074 0000 0000 0 |                                |            |                 | General Fund/Expenditures/District-Wide Support            |            | 146.61         |              |
| 196535                                | NORTH, GREGORY C               | 02/28/2019 | JAN 2019 TRAVEL |  | 0          | 20.65          | 20.65        |
| 10 E 530 9730 72 8010 076 0000 0000 0 |                                |            |                 | General Fund/Expenditures/Tech Coordinator - Office        |            | 20.65          |              |
| 196536                                | OETC                           | 02/28/2019 | INV459293       | For Website Editors (M. Denny, E. Larez, K. Bolt, K. Cole) | 7601800106 | 314.32         | 314.32       |
| 10 E 530 9700 72 5030 072 0000 0000 0 |                                |            |                 | General Fund/Expenditures/District-Wide Support            |            | 85.34          |              |
| 10 E 530 9700 72 5030 130 0000 0000 0 |                                |            |                 | General Fund/Expenditures/District-Wide Support            |            | 85.34          |              |
| 10 E 530 9700 72 5030 240 0000 0000 0 |                                |            |                 | General Fund/Expenditures/District-Wide Support            |            | 170.67         |              |
| 10 L 601 0000 00 0000 000 0000 0000   |                                |            |                 | General Fund/Accounts Payable                              |            | -27.03         |              |
| 196537                                | OFFICE DEPOT INC               | 02/28/2019 | 265349934001    | Printer for Shawn  | 7601800120 | 278.55         | 569.99       |
| 10 E 530 9700 72 5000 076 0000 0000 0 |                                |            |                 | General Fund/Expenditures/District-Wide Support            |            | 4.58           |              |
| 10 E 530 9730 72 5320 076 0000 0000 0 |                                |            |                 | General Fund/Expenditures/Tech Coordinator - Office        |            | 273.97         |              |
|                                       |                                |            | 265349935001    | Printer for Shawn  | 7601800120 | 4.66           |              |
| 10 E 530 9700 72 5000 076 0000 0000 0 |                                |            |                 | General Fund/Expenditures/District-Wide Support            |            | 0.08           |              |

| Check Nbr                             | Vendor Name | Check Date | Invoice Number | Invoice Desc  | PO Number  | Invoice Amount | Check Amount |
|---------------------------------------|-------------|------------|----------------|---|------------|----------------|--------------|
| 10 E 530 9730 72 5320 076 0000 0000 0 |             |            |                | General Fund/Expenditures/Tech Coordinator - Office |            | 4.58           |              |
|                                       |             |            | 269281566001   | Office supplies                                     | 2401800075 | 194.47         |              |
| 10 E 530 0100 27 5000 240 0000 0000 0 |             |            |                | General Fund/Expenditures/Basic Education           |            | 194.47         |              |
|                                       |             |            | 269281567001   | Office supplies                                     | 2401800075 | 92.31          |              |
| 10 E 530 0100 27 5000 240 0000 0000 0 |             |            |                | General Fund/Expenditures/Basic Education           |            | 92.31          |              |
| 196538 OSPI - CHILD NUTRITION SERVICE |             | 02/28/2019 | 23681          |   | 0          | 12,126.94      | 17,648.77    |
| 10 E 530 9800 42 7000 075 0000 0000 0 |             |            |                | General Fund/Expenditures/Food Service              |            | 12,126.94      |              |
|                                       |             |            | 23919          |   | 0          | 5,521.83       |              |
| 10 E 530 9800 42 7000 075 0000 0000 0 |             |            |                | General Fund/Expenditures/Food Service              |            | 5,521.83       |              |
| 196539 PACIFIC OFFICE AUTOMATION      |             | 02/28/2019 | 090003         |   | 0          | 456.03         | 490.12       |
| 10 E 530 9700 61 5000 074 0000 0000 0 |             |            |                | General Fund/Expenditures/District-Wide Support     |            | 456.03         |              |
|                                       |             |            | 837375         |   | 0          | 34.09          |              |
| 10 E 530 9700 13 7290 072 0000 0000 0 |             |            |                | General Fund/Expenditures/District-Wide Support     |            | 34.09          |              |
| 196540 PHILLIPS66/CONOCO/76           |             | 02/28/2019 | 2/1/2019       |   | 0          | 70.73          | 70.73        |
| 10 E 530 9700 75 5900 071 0000 0000 0 |             |            |                | General Fund/Expenditures/District-Wide Support     |            | 70.73          |              |
| 196541 PINNACLE INVESTIGATION CORP    |             | 02/28/2019 | 64579          | 2018/2019 Open PO Client Service agreement          | 7201800013 | 41.50          | 41.50        |
| 10 E 530 9700 14 7000 072 0000 0000 0 |             |            |                | General Fund/Expenditures/District-Wide Support     |            | 41.50          |              |
| 196542 PLATT ELECTRIC SUPPLY          |             | 02/28/2019 | T119764        |   | 0          | 186.67         | 1,953.90     |
| 10 E 530 9700 64 5810 074 0000 0000 0 |             |            |                | General Fund/Expenditures/District-Wide Support     |            | 186.67         |              |
|                                       |             |            | T501055        |   | 0          | 385.31         |              |
| 10 E 530 9700 64 5810 074 0000 0000 0 |             |            |                | General Fund/Expenditures/District-Wide Support     |            | 385.31         |              |
|                                       |             |            | T586146        |   | 0          | 23.16          |              |
| 10 E 530 9700 64 5810 074 0000 0000 0 |             |            |                | General Fund/Expenditures/District-Wide Support     |            | 23.16          |              |
|                                       |             |            | T840588        |   | 0          | 152.59         |              |
| 10 E 530 9700 64 5810 074 0000 0000 0 |             |            |                | General Fund/Expenditures/District-Wide Support     |            | 152.59         |              |
|                                       |             |            | U181365        |   | 0          | 166.94         |              |
| 10 E 530 9700 64 5810 074 0000 0000 0 |             |            |                | General Fund/Expenditures/District-Wide Support     |            | 166.94         |              |
|                                       |             |            | U184033        |   | 0          | 768.89         |              |
| 10 E 530 9700 64 5810 074 0000 0000 0 |             |            |                | General Fund/Expenditures/District-Wide Support     |            | 768.89         |              |
|                                       |             |            | U282506        |   | 0          | 122.36         |              |
| 10 E 530 9700 64 5810 074 0000 0000 0 |             |            |                | General Fund/Expenditures/District-Wide Support     |            | 122.36         |              |
|                                       |             |            | U362911        |   | 0          | 147.98         |              |

| Check Nbr                             | Vendor Name          | Check Date | Invoice Number | Invoice Desc   | PO Number  | Invoice Amount | Check Amount |
|---------------------------------------|----------------------|------------|----------------|--|------------|----------------|--------------|
| 10 E 530 9700 64 5810 074 0000 0000 0 |                      |            |                | General Fund/Expenditures/District-Wide Support  |            | 147.98         |              |
| 196543                                | PROSSER NAPA         | 02/28/2019 | 497080         |  | 0          | -29.87         | 255.17       |
| 10 E 530 9900 53 5000 073 0000 0000 0 |                      |            |                | General Fund/Expenditures/Pupil Transportation   |            | -29.87         |              |
|                                       |                      |            | 497511         |  | 0          | 52.29          |              |
| 10 E 530 9900 53 5000 073 0000 0000 0 |                      |            |                | General Fund/Expenditures/Pupil Transportation   |            | 52.29          |              |
|                                       |                      |            | 497572         |  | 0          | 44.18          |              |
| 10 E 530 9900 53 5000 073 0000 0000 0 |                      |            |                | General Fund/Expenditures/Pupil Transportation   |            | 44.18          |              |
|                                       |                      |            | 497647         |  | 0          | 5.42           |              |
| 10 E 530 9900 53 5000 073 0000 0000 0 |                      |            |                | General Fund/Expenditures/Pupil Transportation   |            | 5.42           |              |
|                                       |                      |            | 498033         |  | 0          | 4.43           |              |
| 10 E 530 9900 53 5000 073 0000 0000 0 |                      |            |                | General Fund/Expenditures/Pupil Transportation   |            | 4.43           |              |
|                                       |                      |            | 498095         |  | 0          | 41.31          |              |
| 10 E 530 9900 53 5000 073 0000 0000 0 |                      |            |                | General Fund/Expenditures/Pupil Transportation   |            | 41.31          |              |
|                                       |                      |            | 498283         |  | 0          | 114.42         |              |
| 10 E 530 9900 53 5000 073 0000 0000 0 |                      |            |                | General Fund/Expenditures/Pupil Transportation   |            | 114.42         |              |
|                                       |                      |            | 498352         |  | 0          | 13.10          |              |
| 10 E 530 9900 53 5000 073 0000 0000 0 |                      |            |                | General Fund/Expenditures/Pupil Transportation   |            | 13.10          |              |
|                                       |                      |            | 498376         |  | 0          | 9.89           |              |
| 10 E 530 9900 53 5000 073 0000 0000 0 |                      |            |                | General Fund/Expenditures/Pupil Transportation   |            | 9.89           |              |
| 196544                                | PSAT/NMSQT           | 02/28/2019 | 381912149A     |  | 0          | 1,060.00       | 1,060.00     |
| 10 R 960 0000 21 2100 450 0000 0000 1 |                      |            |                | General Fund/Revenues/Program 00   |            | 1,060.00       |              |
| 196545                                | PURELAND SUPPLY LLC  | 02/28/2019 | 691884         | Projector Lamp<br>for Heights (E.<br>Mills)  | 7601800130 | 114.50         | 114.50       |
| 10 E 530 9700 72 5000 130 0000 0000 0 |                      |            |                | General Fund/Expenditures/District-Wide Support  |            | 124.35         |              |
| 10 L 601 0000 00 0000 000 0000 0000   |                      |            |                | General Fund/Accounts Payable  |            | -9.85          |              |
| 196546                                | RAINWATER INC        | 02/28/2019 | 038970         | Monthly water<br>cooler rental and<br>bottled water<br>delivery (6<br>bottles per<br>month) to Special<br>Services Office. | 6301800000 | 4.32           | 4.32         |
| 10 E 530 2100 21 5000 063 0000 0000 0 |                      |            |                | General Fund/Expenditures/Spec Ed - State  |            | 4.32           |              |
| 196547                                | SCHETKY NW SALES INC | 02/28/2019 | 2767           |  | 0          | 43.43          | 75.31        |
| 10 E 530 9900 53 5000 073 0000 0000 0 |                      |            |                | General Fund/Expenditures/Pupil Transportation   |            | 43.43          |              |

| Check Nbr                             | Vendor Name                  | Check Date | Invoice Number                                  | Invoice Desc  | PO Number  | Invoice Amount | Check Amount |
|---------------------------------------|------------------------------|------------|---|---|------------|----------------|--------------|
|                                       |                              |            | 2783  |   | 0          | 31.88          |              |
| 10 E 530 9900 53 5000 073 0000 0000 0 |                              |            | General Fund/Expenditures/Pupil Transportation  |   |            | 31.88          |              |
| 196548                                | SCHOOL DIST #116 REVOLV FUND | 02/28/2019 | 4655  |   | 0          | 1,140.00       | 1,140.00     |
| 10 E 530 0194 27 7000 240 0000 0000 0 |                              |            | General Fund/Expenditures/Student Competitions  |   |            | 1,140.00       |              |
| 196549                                | SCHOOL SPECIALTY             | 02/28/2019 | 208122243460                                    | Art Supplies-K. Smith                                     | 4501800072 | 1,019.12       | 1,019.12     |
| 10 E 530 0100 27 5000 450 0000 0000 0 |                              |            | General Fund/Expenditures/Basic Education       |   |            | 1,019.12       |              |
| 196550                                | SIX ROBBLEES INC             | 02/28/2019 | 3-679439  |   | 0          | 140.65         | 507.18       |
| 10 E 530 9900 53 5000 073 0000 0000 0 |                              |            | General Fund/Expenditures/Pupil Transportation  |   |            | 140.65         |              |
|                                       |                              |            | 3-679560  |   | 0          | 46.88          |              |
| 10 E 530 9900 53 5000 073 0000 0000 0 |                              |            | General Fund/Expenditures/Pupil Transportation  |   |            | 46.88          |              |
|                                       |                              |            | 3-679561  |   | 0          | 184.23         |              |
| 10 E 530 9900 53 5000 073 0000 0000 0 |                              |            | General Fund/Expenditures/Pupil Transportation  |   |            | 184.23         |              |
|                                       |                              |            | 3-679957  |   | 0          | 93.85          |              |
| 10 E 530 9900 53 5000 073 0000 0000 0 |                              |            | General Fund/Expenditures/Pupil Transportation  |   |            | 93.85          |              |
|                                       |                              |            | 3-680398  |   | 0          | 41.57          |              |
| 10 E 530 9900 53 5000 073 0000 0000 0 |                              |            | General Fund/Expenditures/Pupil Transportation  |   |            | 41.57          |              |
| 196551                                | SNOW                         | 02/28/2019 | 1058  | SNOW Spring Conference for Linda Kirk & Alison Bestebreur | 6401800010 | 390.00         | 390.00       |
| 10 E 530 0100 26 7000 064 0000 0000 0 |                              |            | General Fund/Expenditures/Basic Education       |   |            | 390.00         |              |
| 196552                                | SUPPLYWORKS                  | 02/28/2019 | 472699446                                       |   | 0          | 967.85         | 8,971.51     |
| 10 E 530 9700 63 5000 074 0000 0000 0 |                              |            | General Fund/Expenditures/District-Wide Support |   |            | 967.85         |              |
|                                       |                              |            | 473624344                                       |   | 0          | 146.74         |              |
| 10 E 530 9700 63 5000 074 0000 0000 0 |                              |            | General Fund/Expenditures/District-Wide Support |   |            | 146.74         |              |
|                                       |                              |            | 473853380                                       |   | 0          | 4,112.85       |              |
| 10 E 530 9700 63 5000 074 0000 0000 0 |                              |            | General Fund/Expenditures/District-Wide Support |   |            | 4,112.85       |              |
|                                       |                              |            | 474494093                                       |   | 0          | 73.76          |              |
| 10 E 530 9700 63 5000 074 0000 0000 0 |                              |            | General Fund/Expenditures/District-Wide Support |   |            | 73.76          |              |
|                                       |                              |            | 474904406                                       |   | 0          | 955.40         |              |
| 10 E 530 9700 63 5000 074 0000 0000 0 |                              |            | General Fund/Expenditures/District-Wide Support |   |            | 955.40         |              |
|                                       |                              |            | 475996583                                       |   | 0          | 2,714.91       |              |
| 10 E 530 9700 63 5000 074 0000 0000 0 |                              |            | General Fund/Expenditures/District-Wide Support |   |            | 2,714.91       |              |
| 196553                                | T & M BOS, INC               | 02/28/2019 | 23488   |   | 0          | 325.80         | 325.80       |

| Check Nbr                             | Vendor Name   | Check Date | Invoice Number | Invoice Desc                           | PO Number | Invoice Amount | Check Amount |
|---------------------------------------|---------------|------------|----------------|--|-----------|----------------|--------------|
| 10 E 530 9800 44 7000 075 0000 0000 0 |               |            |                | General Fund/Expenditures/Food Service |           | 325.80         |              |
| 196554                                | TERRY'S DAIRY | 02/28/2019 | 330608         |  | 0         | 161.23         | 6,616.28     |
| 10 E 530 9800 42 5410 075 0000 0000 0 |               |            |                | General Fund/Expenditures/Food Service |           | 161.23         |              |
|                                       |               |            | 330756         |  | 0         | 191.55         |              |
| 10 E 530 9800 42 5410 075 0000 0000 0 |               |            |                | General Fund/Expenditures/Food Service |           | 191.55         |              |
|                                       |               |            | 331461         |  | 0         | 292.42         |              |
| 10 E 530 9800 42 5410 075 0000 0000 0 |               |            |                | General Fund/Expenditures/Food Service |           | 292.42         |              |
|                                       |               |            | 331792         |  | 0         | 161.23         |              |
| 10 E 530 9800 42 5410 075 0000 0000 0 |               |            |                | General Fund/Expenditures/Food Service |           | 161.23         |              |
|                                       |               |            | 331794         |  | 0         | 725.27         |              |
| 10 E 530 9800 42 5410 075 0000 0000 0 |               |            |                | General Fund/Expenditures/Food Service |           | 725.27         |              |
|                                       |               |            | 332585         |  | 0         | 161.23         |              |
| 10 E 530 9800 42 5410 075 0000 0000 0 |               |            |                | General Fund/Expenditures/Food Service |           | 161.23         |              |
|                                       |               |            | 332588         |  | 0         | 494.09         |              |
| 10 E 530 9800 42 5410 075 0000 0000 0 |               |            |                | General Fund/Expenditures/Food Service |           | 494.09         |              |
|                                       |               |            | 332683         |  | 0         | 171.29         |              |
| 10 E 530 9800 42 5410 075 0000 0000 0 |               |            |                | General Fund/Expenditures/Food Service |           | 171.29         |              |
|                                       |               |            | 333088         |  | 0         | -20.26         |              |
| 10 E 530 9800 42 5410 075 0000 0000 0 |               |            |                | General Fund/Expenditures/Food Service |           | -20.26         |              |
|                                       |               |            | 333461         |  | 0         | 191.82         |              |
| 10 E 530 9800 42 5410 075 0000 0000 0 |               |            |                | General Fund/Expenditures/Food Service |           | 191.82         |              |
|                                       |               |            | 333739         |  | 0         | 161.23         |              |
| 10 E 530 9800 42 5410 075 0000 0000 0 |               |            |                | General Fund/Expenditures/Food Service |           | 161.23         |              |
|                                       |               |            | 333745         |  | 0         | 464.15         |              |
| 10 E 530 9800 42 5410 075 0000 0000 0 |               |            |                | General Fund/Expenditures/Food Service |           | 464.15         |              |
|                                       |               |            | 334451         |  | 0         | 161.23         |              |
| 10 E 530 9800 42 5410 075 0000 0000 0 |               |            |                | General Fund/Expenditures/Food Service |           | 161.23         |              |
|                                       |               |            | 334454         |  | 0         | 473.77         |              |
| 10 E 530 9800 42 5410 075 0000 0000 0 |               |            |                | General Fund/Expenditures/Food Service |           | 473.77         |              |
|                                       |               |            | 334538         |  | 0         | 161.10         |              |
| 10 E 530 9800 42 5410 075 0000 0000 0 |               |            |                | General Fund/Expenditures/Food Service |           | 161.10         |              |
|                                       |               |            | 335275         |  | 0         | 282.36         |              |
| 10 E 530 9800 42 5410 075 0000 0000 0 |               |            |                | General Fund/Expenditures/Food Service |           | 282.36         |              |

| Check Nbr                             | Vendor Name | Check Date | Invoice Number                                  | Invoice Desc                          | PO Number  | Invoice Amount | Check Amount |
|---------------------------------------|-------------|------------|---|---------------------------------------|------------|----------------|--------------|
|                                       |             |            | 335547  |                                       | 0          | 120.99         |              |
| 10 E 530 9800 42 5410 075 0000 0000 0 |             |            | General Fund/Expenditures/Food Service          |                                       |            | 120.99         |              |
|                                       |             |            | 335548  |                                       | 0          | 775.87         |              |
| 10 E 530 9800 42 5410 075 0000 0000 0 |             |            | General Fund/Expenditures/Food Service          |                                       |            | 775.87         |              |
|                                       |             |            | 336279  |                                       | 0          | 120.99         |              |
| 10 E 530 9800 42 5410 075 0000 0000 0 |             |            | General Fund/Expenditures/Food Service          |                                       |            | 120.99         |              |
|                                       |             |            | 336282  |                                       | 0          | 493.42         |              |
| 10 E 530 9800 42 5410 075 0000 0000 0 |             |            | General Fund/Expenditures/Food Service          |                                       |            | 493.42         |              |
|                                       |             |            | 336359  |                                       | 0          | 191.68         |              |
| 10 E 530 9800 42 5410 075 0000 0000 0 |             |            | General Fund/Expenditures/Food Service          |                                       |            | 191.68         |              |
|                                       |             |            | 337299  |                                       | 0          | 679.62         |              |
| 10 E 530 9800 42 5410 075 0000 0000 0 |             |            | General Fund/Expenditures/Food Service          |                                       |            | 679.62         |              |
| 196555 THE SUPPLY COMPANY LLC         |             | 02/28/2019 | 429469  |                                       | 0          | 23.52          | 23.52        |
| 10 E 530 9900 53 5000 073 0000 0000 0 |             |            | General Fund/Expenditures/Pupil Transportation  |                                       |            | 23.52          |              |
| 196556 TONY'S ALBRECHT GLASS INC      |             | 02/28/2019 | 18397   |                                       | 0          | 70.59          | 70.59        |
| 10 E 530 9700 64 7000 074 0000 0000 0 |             |            | General Fund/Expenditures/District-Wide Support |                                       |            | 70.59          |              |
| 196557 TRI-CITY HERALD-SUBSCRIPTIONS  |             | 02/28/2019 | 104038321-01132019                              | 2018-2019 Open PO<br>for job postings | 7201800015 | 530.10         | 1,061.14     |
| 10 E 530 9700 14 7050 072 0000 0000 0 |             |            | General Fund/Expenditures/District-Wide Support |                                       |            | 530.10         |              |
|                                       |             |            | 104070963-02032019                              | 2018-2019 Open PO<br>for job postings | 7201800015 | 531.04         |              |
| 10 E 530 9700 14 7050 072 0000 0000 0 |             |            | General Fund/Expenditures/District-Wide Support |                                       |            | 531.04         |              |
| 196558 TRI-CITY HERALD-ADVERTISING    |             | 02/28/2019 | 105064955-01302019                              | 2018-2019 Open PO<br>for job postings | 7201800015 | 503.97         | 503.97       |
| 10 E 530 9700 14 7050 072 0000 0000 0 |             |            | General Fund/Expenditures/District-Wide Support |                                       |            | 503.97         |              |
| 196559 VALLEY PUBLISHING CO           |             | 02/28/2019 | 35588   | 2018-2019 Open PO<br>for job listings | 7201800016 | 200.40         | 784.92       |
| 10 E 530 9700 14 7050 072 0000 0000 0 |             |            | General Fund/Expenditures/District-Wide Support |                                       |            | 200.40         |              |
|                                       |             |            | 35593   | 2018-2019 Open PO<br>for job listings | 7201800016 | 200.40         |              |
| 10 E 530 9700 14 7050 072 0000 0000 0 |             |            | General Fund/Expenditures/District-Wide Support |                                       |            | 200.40         |              |
|                                       |             |            | 35629   | 2018-2019 Open PO<br>for job listings | 7201800016 | 384.12         |              |
| 10 E 530 9700 14 7050 072 0000 0000 0 |             |            | General Fund/Expenditures/District-Wide Support |                                       |            | 384.12         |              |
| 196560 WADDOUPS, TAYANN H             |             | 02/28/2019 | PASCO   |                                       | 0          | 38.15          | 38.15        |
| 10 E 530 2100 31 8030 063 0000 0000 0 |             |            | General Fund/Expenditures/Spec Ed - State       |                                       |            | 38.15          |              |

| Check Nbr                             | Vendor Name                   | Check Date | Invoice Number | Invoice Desc                                    | PO Number  | Invoice Amount | Check Amount |
|---------------------------------------|-------------------------------|------------|----------------|---|------------|----------------|--------------|
| 196561                                | WAL-MART COMMUNITY            | 02/28/2019 | 903500652856   |   | 0          | 19.82          | 190.29       |
| 10 E 530 3465 27 5000 240 0000 0000 0 |                               |            |                | General Fund/Expenditures/Home/Family HMS       |            | 19.82          |              |
|                                       |                               |            | 903900329888   |   | 0          | 116.56         |              |
| 10 E 530 3465 27 5000 240 0000 0000 0 |                               |            |                | General Fund/Expenditures/Home/Family HMS       |            | 116.56         |              |
|                                       |                               |            | 905000894144   |   | 0          | 53.91          |              |
| 10 E 530 3165 27 5000 450 0000 0000 0 |                               |            |                | General Fund/Expenditures/Home/Family           |            | 53.91          |              |
| 196562                                | WALDMAN'S PRODUCE             | 02/28/2019 | 17615          |   | 0          | 977.00         | 3,532.15     |
| 10 E 530 9800 42 5440 075 0000 0000 0 |                               |            |                | General Fund/Expenditures/Food Service          |            | 977.00         |              |
|                                       |                               |            | 17704          |   | 0          | 818.90         |              |
| 10 E 530 9800 42 5440 075 0000 0000 0 |                               |            |                | General Fund/Expenditures/Food Service          |            | 818.90         |              |
|                                       |                               |            | 17751          |   | 0          | 1,736.25       |              |
| 10 E 530 9800 42 5440 075 0000 0000 0 |                               |            |                | General Fund/Expenditures/Food Service          |            | 1,736.25       |              |
| 196563                                | WARDS                         | 02/28/2019 | 8085180777     | Open PO for CASE<br>Supplies                    | 4561800004 | 737.61         | 737.61       |
| 10 E 530 3160 27 5000 450 0000 0000 0 |                               |            |                | General Fund/Expenditures/Agriculture           |            | 737.61         |              |
| 196564                                | WASTE MANAGEMENT OF KENNEWICK | 02/28/2019 | 1786198-1819-2 |   | 0          | 263.16         | 263.16       |
| 10 E 530 9700 65 7860 110 0000 0000 0 |                               |            |                | General Fund/Expenditures/District-Wide Support |            | 263.16         |              |
| 196565                                | WEAVER EXTERMINATING          | 02/28/2019 | 574356         |   | 0          | 97.74          | 396.39       |
| 10 E 530 9700 64 7700 120 0000 0000 0 |                               |            |                | General Fund/Expenditures/District-Wide Support |            | 97.74          |              |
|                                       |                               |            | 574359         |   | 0          | 103.17         |              |
| 10 E 530 9700 64 7700 110 0000 0000 0 |                               |            |                | General Fund/Expenditures/District-Wide Support |            | 103.17         |              |
|                                       |                               |            | 574360         |   | 0          | 195.48         |              |
| 10 E 530 9700 64 7700 450 0000 0000 0 |                               |            |                | General Fund/Expenditures/District-Wide Support |            | 195.48         |              |
| 196566                                | WILLIAM V MACGILL & CO        | 02/28/2019 | IN0663943      | Speech Therapy<br>Supplies/ HMS                 | 6301800046 | 31.69          | 31.69        |
| 10 E 530 2100 27 5000 240 0000 0000 0 |                               |            |                | General Fund/Expenditures/Spec Ed - State       |            | 34.42          |              |
| 10 L 601 0000 00 0000 000 0000 0000   |                               |            |                | General Fund/Accounts Payable                   |            | -2.73          |              |
| 196567                                | YAKIMA BINDERY                | 02/28/2019 | 283816-0       |   | 0          | 165.05         | 629.54       |
| 10 E 530 9800 44 5000 075 0000 0000 0 |                               |            |                | General Fund/Expenditures/Food Service          |            | 165.05         |              |
|                                       |                               |            | 283872-0       |   | 0          | 46.36          |              |
| 10 E 530 9800 44 5000 075 0000 0000 0 |                               |            |                | General Fund/Expenditures/Food Service          |            | 46.36          |              |
|                                       |                               |            | 283874-0       |   | 0          | 17.69          |              |
| 10 E 530 9800 44 5000 075 0000 0000 0 |                               |            |                | General Fund/Expenditures/Food Service          |            | 17.69          |              |
|                                       |                               |            | 284378-0       |   | 0          | 260.61         |              |
| 10 E 530 9700 61 5000 074 0000 0000 0 |                               |            |                | General Fund/Expenditures/District-Wide Support |            | 260.61         |              |

| Check Nbr                             | Vendor Name            | Check Date | Invoice Number | Invoice Desc  | PO Number               | Invoice Amount | Check Amount |
|---------------------------------------|------------------------|------------|----------------|---|-------------------------|----------------|--------------|
|                                       |                        |            | 285383-0       |   | 0                       | 139.83         |              |
| 10 E 530 0100 21 5000 060 0000 0000 0 |                        |            |                | General Fund/Expenditures/Basic Education           |                         | 62.15          |              |
| 10 E 530 5320 24 5000 060 0000 0000 0 |                        |            |                | General Fund/Expenditures/Migrant Ed                |                         | 62.15          |              |
| 10 E 530 9730 72 5000 076 0000 0000 0 |                        |            |                | General Fund/Expenditures/Tech Coordinator - Office |                         | 15.53          |              |
| 196568                                | YAKIMA HERALD-REPUBLIC | 02/28/2019 | 865768         | 2018-2019 Open PO<br>for job postings               | 7201800014              | 284.82         | 543.58       |
| 10 E 530 9700 14 7050 072 0000 0000 0 |                        |            |                | General Fund/Expenditures/District-Wide Support     |                         | 284.82         |              |
|                                       |                        |            | 866366         | 2018-2019 Open PO<br>for job postings               | 7201800014              | 258.76         |              |
| 10 E 530 9700 14 7050 072 0000 0000 0 |                        |            |                | General Fund/Expenditures/District-Wide Support     |                         | 258.76         |              |
|                                       |                        |            | 95             | Computer  | Check(s) For a Total of |                | 211,349.57   |



The following vouchers, as audited and certified by the Auditing Officer as required by RCW 42.24.080, and those expense reimbursement claims certified as required by RCW 42.24.090, are approved for payment. Those payments have been recorded on this listing which has been made available to the board.

As of February 26, 2019, the board, by a \_\_\_\_\_ vote, approves payments, totaling \$53,328.50. The payments are further identified in this document.

Total by Payment Type for Cash Account, CP WARRANTS PAYABLE:  
Warrant Numbers 200000121 through 200000121, totaling \$53,328.50

|                    |                    |
|--------------------|--------------------|
| Secretary _____    | Board Member _____ |
| Board Member _____ | Board Member _____ |
| Board Member _____ | Board Member _____ |

| Check Nbr | Vendor Name | Check Date              | Check Amount |
|-----------|-------------|-------------------------|--------------|
| 200000121 | ESD #112    | 02/28/2019              | 53,328.50    |
| 1         | Computer    | Check(s) For a Total of | 53,328.50    |

| Check Nbr | Vendor Name                           | Check Date | Invoice Number | Invoice Desc                                       | PO Number               | Invoice Amount | Check Amount |
|-----------|---------------------------------------|------------|----------------|--|-------------------------|----------------|--------------|
| 200000121 | ESD #112                              | 02/28/2019 | 0000140716     |  | 0                       | 53,328.50      | 53,328.50    |
|           | 20 E 530 0013 21 7084 100 0450 0000 0 |            |                | Capital Projects/Expenditures/PHS NEW CONSTRUCTION |                         | 53,328.50      |              |
|           |                                       |            |                | 1 Computer   | Check(s) For a Total of |                | 53,328.50    |

The following vouchers, as audited and certified by the Auditing Officer as required by RCW 42.24.080, and those expense reimbursement claims certified as required by RCW 42.24.090, are approved for payment. Those payments have been recorded on this listing which has been made available to the board.

As of February 26, 2019, the board, by a \_\_\_\_\_ vote, approves payments, totaling \$5,809.31. The payments are further identified in this document.

Total by Payment Type for Cash Account, ASB WARRANTS PAYABLE:  
Warrant Numbers 186111 through 186124, totaling \$5,809.31

Secretary \_\_\_\_\_ Board Member \_\_\_\_\_  
Board Member \_\_\_\_\_ Board Member \_\_\_\_\_  
Board Member \_\_\_\_\_ Board Member \_\_\_\_\_

| Check Nbr | Vendor Name                    | Check Date | Check Amount |
|-----------|--------------------------------|------------|--------------|
| 186111    | AMAZON.COM                     | 02/28/2019 | 455.62       |
| 186112    | ANDERSON, JEREMY               | 02/28/2019 | 675.14       |
| 186113    | BACHOFNER, LAURA B             | 02/28/2019 | 206.54       |
| 186114    | BANK, U S                      | 02/28/2019 | 1,532.50     |
| 186115    | DOMINO'S PIZZA PROSSER         | 02/28/2019 | 110.28       |
| 186116    | FOOD DEPOT                     | 02/28/2019 | 64.47        |
| 186117    | OZARK DELIGHT CANDY COMPANY, I | 02/28/2019 | 398.08       |
| 186118    | PEPSI COLA YAKIMA              | 02/28/2019 | 503.64       |
| 186119    | PROSSER SCHOOL DIST #116       | 02/28/2019 | 38.15        |
| 186120    | PROSSER FOOD SERVICES          | 02/28/2019 | 658.60       |
| 186121    | SANDY'S TROPHIES               | 02/28/2019 | 174.52       |
| 186122    | TASTE OF HEAVEN BAKING LLC     | 02/28/2019 | 193.80       |
| 186123    | TRT PRINTED                    | 02/28/2019 | 195.48       |
| 186124    | URM CASH & CARRY-KENNEWICK     | 02/28/2019 | 602.49       |

14 Computer Check(s) For a Total of 5,809.31

| Check Nbr                             | Vendor Name                    | Check Date | Invoice Number    | Invoice Desc  | PO Number  | Invoice Amount | Check Amount |
|---------------------------------------|--------------------------------|------------|-------------------|---|------------|----------------|--------------|
| 186111                                | AMAZON.COM                     | 02/28/2019 | 435878493869      | Dance team, mini<br>dance camp<br>supplies              | 4521800201 | 135.46         | 455.62       |
| 40 E 530 2270 05 0000 000 0000 0000 0 |                                |            |                   | Associated Student Body Fund/Expenditures/DANCE TEAM    |            | 147.11         |              |
| 40 L 601 0000 00 0000 000 0000 0000   |                                |            |                   | Associated Student Body Fund/Accounts Payable           |            | -11.65         |              |
|                                       |                                |            | 438439584763      | ASB:DR.Suess/ 100<br>days                               | 1220000003 | 12.89          |              |
| 40 E 530 1040 02 0000 000 0000 0000 0 |                                |            |                   | Associated Student Body Fund/Expenditures/GENERAL       |            | 14.00          |              |
| 40 L 601 0000 00 0000 000 0000 0000   |                                |            |                   | Associated Student Body Fund/Accounts Payable           |            | -1.11          |              |
|                                       |                                |            | 456584885745      | Coin sorter for<br>concessions/penny<br>drives          | 2421800023 | 279.05         |              |
| 40 E 530 4190 04 0000 000 0000 0000 0 |                                |            |                   | Associated Student Body Fund/Expenditures/SCHOOL STORE  |            | 303.05         |              |
| 40 L 601 0000 00 0000 000 0000 0000   |                                |            |                   | Associated Student Body Fund/Accounts Payable           |            | -24.00         |              |
|                                       |                                |            | 769994559459      | Coin sorter for<br>concessions/penny<br>drives          | 2421800023 | 28.22          |              |
| 40 E 530 4190 04 0000 000 0000 0000 0 |                                |            |                   | Associated Student Body Fund/Expenditures/SCHOOL STORE  |            | 30.65          |              |
| 40 L 601 0000 00 0000 000 0000 0000   |                                |            |                   | Associated Student Body Fund/Accounts Payable           |            | -2.43          |              |
| 186112                                | ANDERSON, JEREMY               | 02/28/2019 | AAU CONCESSIONS   |   | 0          | 421.04         | 675.14       |
| 40 E 530 2175 05 0000 000 0000 0000 0 |                                |            |                   | Associated Student Body Fund/Expenditures/WRESTLING GIR |            | 421.04         |              |
|                                       |                                |            | PIZZA 1/19/2019   |   | 0          | 91.22          |              |
| 40 E 530 2175 05 0000 000 0000 0000 0 |                                |            |                   | Associated Student Body Fund/Expenditures/WRESTLING GIR |            | 91.22          |              |
|                                       |                                |            | SOFTWARE          |   | 0          | 162.88         |              |
| 40 E 530 2175 05 0000 000 0000 0000 0 |                                |            |                   | Associated Student Body Fund/Expenditures/WRESTLING GIR |            | 162.88         |              |
| 186113                                | BACHOFNER, LAURA B             | 02/28/2019 | SOCKS             |   | 0          | 50.84          | 206.54       |
| 40 E 530 2210 05 0000 000 0000 0000 0 |                                |            |                   | Associated Student Body Fund/Expenditures/BASKETBALL GI |            | 50.84          |              |
|                                       |                                |            | WRIST BANDS       |   | 0          | 155.70         |              |
| 40 E 530 2210 05 0000 000 0000 0000 0 |                                |            |                   | Associated Student Body Fund/Expenditures/BASKETBALL GI |            | 155.70         |              |
| 186114                                | BANK, U S                      | 02/28/2019 | FEBRUARY 2019 ASB |   | 0          | 1,532.50       | 1,532.50     |
| 40 E 530 4550 05 0000 000 0000 0000 0 |                                |            |                   | Associated Student Body Fund/Expenditures/DC MUSTANGS   |            | 1,532.50       |              |
| 186115                                | DOMINO'S PIZZA PROSSER         | 02/28/2019 | 127548            | NHS chapter<br>meeting food                             | 4521800193 | 110.28         | 110.28       |
| 40 E 530 4610 05 0000 000 0000 0000 0 |                                |            |                   | Associated Student Body Fund/Expenditures/HONOR SOCIETY |            | 110.28         |              |
| 186116                                | FOOD DEPOT                     | 02/28/2019 | 183196            |   | 1292       | 64.47          | 64.47        |
| 40 E 530 1040 01 0000 000 0000 0000 0 |                                |            |                   | Associated Student Body Fund/Expenditures/GENERAL       |            | 64.47          |              |
| 186117                                | OZARK DELIGHT CANDY COMPANY, I | 02/28/2019 | 0169762-IN        | FBLA, Lollipops<br>for Fundraisers                      | 4521800210 | 398.08         | 398.08       |

| Check Nbr                             | Vendor Name                | Check Date | Invoice Number     | Invoice Desc  | PO Number  | Invoice Amount | Check Amount |          |                         |          |
|---------------------------------------|----------------------------|------------|--------------------|---|------------|----------------|--------------|----------|-------------------------|----------|
| 40 E 530 4180 05 0000 000 0000 0000 0 |                            |            |                    | Associated Student Body Fund/Expenditures/FBLA              |            | 398.08         |              |          |                         |          |
| 186118                                | PEPSI COLA YAKIMA          | 02/28/2019 | 010748687          | Concession<br>Supplies                                      | 4521800126 | 239.19         | 503.64       |          |                         |          |
| 40 E 530 1200 05 0000 000 0000 0000 0 |                            |            |                    | Associated Student Body Fund/Expenditures/CONCESSIONS       |            | 239.19         |              |          |                         |          |
|                                       |                            |            | 010748809          | Concession<br>Supplies                                      | 4521800126 | 230.78         |              |          |                         |          |
| 40 E 530 1200 05 0000 000 0000 0000 0 |                            |            |                    | Associated Student Body Fund/Expenditures/CONCESSIONS       |            | 230.78         |              |          |                         |          |
|                                       |                            |            | 010748918          | Concession<br>Supplies                                      | 4521800126 | 33.67          |              |          |                         |          |
| 40 E 530 1200 05 0000 000 0000 0000 0 |                            |            |                    | Associated Student Body Fund/Expenditures/CONCESSIONS       |            | 33.67          |              |          |                         |          |
| 186119                                | PROSSER SCHOOL DIST #116   | 02/28/2019 | DEC VAN TRIPS 2018 |   | 0          | 38.15          | 38.15        |          |                         |          |
| 40 E 530 1040 05 0000 000 0000 0000 0 |                            |            |                    | Associated Student Body Fund/Expenditures/GENERAL           |            | 38.15          |              |          |                         |          |
| 186120                                | PROSSER FOOD SERVICES      | 02/28/2019 | 126                | NHS breakfast<br>supplies for<br>balloon rally<br>breakfast | 4521800069 | 658.60         | 658.60       |          |                         |          |
| 40 E 530 4610 05 0000 000 0000 0000 0 |                            |            |                    | Associated Student Body Fund/Expenditures/HONOR SOCIETY     |            | 658.60         |              |          |                         |          |
| 186121                                | SANDY'S TROPHIES           | 02/28/2019 | 112322             | Boys Wrestling<br>trophies for<br>tourney                   | 4521800186 | 174.52         | 174.52       |          |                         |          |
| 40 E 530 2170 05 0000 000 0000 0000 0 |                            |            |                    | Associated Student Body Fund/Expenditures/WRESTLING         |            | 174.52         |              |          |                         |          |
| 186122                                | TASTE OF HEAVEN BAKING LLC | 02/28/2019 | 55737              |   | 749        | 34.20          | 193.80       |          |                         |          |
| 40 E 530 4360 05 0000 000 0000 0000 0 |                            |            |                    | Associated Student Body Fund/Expenditures/BAND              |            | 34.20          |              |          |                         |          |
|                                       |                            |            | 55738              | Band cookies for<br>basketball game                         | 4521800213 | 159.60         |              |          |                         |          |
| 40 E 530 4360 05 0000 000 0000 0000 0 |                            |            |                    | Associated Student Body Fund/Expenditures/BAND              |            | 159.60         |              |          |                         |          |
| 186123                                | TRT PRINTED                | 02/28/2019 | 1320               | Mini Dance Camp<br>shirts                                   | 4521800176 | 195.48         | 195.48       |          |                         |          |
| 40 E 530 2270 05 0000 000 0000 0000 0 |                            |            |                    | Associated Student Body Fund/Expenditures/DANCE TEAM        |            | 195.48         |              |          |                         |          |
| 186124                                | URM CASH & CARRY-KENNEWICK | 02/28/2019 | 12/4/2018          | Concession<br>Supplies                                      | 4521800127 | 462.96         | 602.49       |          |                         |          |
| 40 E 530 1200 05 0000 000 0000 0000 0 |                            |            |                    | Associated Student Body Fund/Expenditures/CONCESSIONS       |            | 462.96         |              |          |                         |          |
|                                       |                            |            | 3-0-299682         | Concession<br>Supplies                                      | 4521800127 | 139.53         |              |          |                         |          |
| 40 E 530 1200 05 0000 000 0000 0000 0 |                            |            |                    | Associated Student Body Fund/Expenditures/CONCESSIONS       |            | 139.53         |              |          |                         |          |
|                                       |                            |            |                    |   |            |                | 14           | Computer | Check(s) For a Total of | 5,809.31 |

## **BOARD PACKET**

**TO:** Board of Directors  
**SUBJECT:** Amendment of Policy No. 4130: Title 1 Parental Involvement - SECOND READING  
**AGENDA:** Action  
**DATE:** February 26, 2019  
**PREPARED BY:** Mrs. Deanna Flores, *Assistant Superintendent*

### **Background**

The amendment to Policy No. 4130: Title 1 Parental Involvement was brought to the Board for First Reading, at the February 19, 2019, special Board meeting. The reason for the amendment is that significant changes were made for parent involvement through Title I and this required a major policy update to match new guidelines. The proposed policy amendment, which is attached, describes much more meaningful and detailed avenues for parents to participate in their child's education. Our current policy is also attached for your information.

### **Recommendation**

It is recommended that the Board of Directors take action to approve the Second and Final Reading of Policy No. 4130: Title 1 Parental Involvement, as amended.

# Proposed Amendment

Policy: 4130  
Community Relations

## Title I Parental Involvement

The Board recognizes that parent and family engagement helps students participating in Title I programs achieve academic standards. To promote parent and family engagement, the Board adopts the following policy, which describes how the District will involve parents and family members of Title I students in developing and implementing the District's Title I programs.

### District-Wide Parent and Family Engagement

The District will do the following to promote parent and family engagement:

- A. The District will involve parents and family members in jointly developing the District's Title I plan. The District will conduct a Title I parent meeting each school year to gather input on the existing policy. The District will also inform parents of this work in writing and allow input via email or phone call for those who cannot attend the meeting.
- B. The District will provide the coordination, technical assistance and other support necessary to assist and build the capacity of all participating schools within the District in the planning and implementing of effective parent and family involvement activities to improve student academic achievement and school performance.
- C. The District will conduct, with the meaningful involvement of parents and family members, an annual evaluation of the content and effectiveness of this policy in improving the academic quality of all Title I schools. At that meeting, the following will be identified:
  1. Barriers to greater participation by parents in Title I activities;
  2. The needs of parents and family members to assist with the learning of their children, including engaging with school personnel and teachers; an
  3. Strategies to support successful school and family interactions.

The District will use the findings from the annual evaluation to design evidence-based strategies for more effective parental involvement and to revise this policy if necessary.

The District will facilitate removing barriers to parental involvement by doing the following:

- Conduct evening meetings
  - Provide translation services during public and private meetings
  - Conduct meetings in concert with other programs, such as the Migrant PAC
  - Provide parent conference times throughout the day and evening
- D. The District will involve parents of Title I students in decisions about how the Title I funds reserved for parent and family engagement are spent. The District must use Title I funds reserved for parent and family engagement for at least one of the reasons specified in 20 U.S.C. § 6318(a)(3)(D).

- E. The District and each of the schools within the District providing Title I services will do the following to support a partnership among schools, parents, and the community to improve student academic achievement:
1. Provide assistance to parents of Title I students, as appropriate, in understanding the following topics:
    - a. Washington's challenging academic standards;
    - b. State and local academic assessments, including alternate assessments;
    - c. The requirements of Title I;
    - d. How to monitor their child's progress; and
    - e. How to work with educators to improve the achievement of their children.
  2. Provide materials and training to help parents work with their children to improve their children's academic achievement, such as literacy training and using technology, as appropriate, to foster parental involvement. Parents are supported in the following ways:
    - a. Parent and family nights
    - b. Homework letters
    - c. Student agendas
    - d. Evening parent workshops and meetings
    - e. District and school parent meetings
    - f. Parent conferences
    - g. Title I Parent Conference
  3. Educate teachers, specialized instructional support personnel, principals and other school leaders, and other staff with the assistance of parents, in the value and utility of contributions of parents and how to do the following:
    - a. Reach out, communicate with, and work with parents as equal partners;
    - b. Implement and coordinate parent programs; and
    - c. Build ties between parents and the school.
  4. Coordinate and integrate parent and family engagement strategies, to the extent feasible and appropriate, with similar strategies used under other programs, such as:
    - a. Preschools;
    - b. Learning Assistance Program;
    - c. Special Education; and
    - d. State-operated preschool programs.
  5. Ensure that information related to the school and parent programs, meetings, and other activities, is sent to the parents of participating children. The information will be provided in an understandable and uniform format, including alternative formats upon request, and, to the extent practicable, in a language the parents can understand.

### **School-Based Parent and Family Engagement Policies**

Each school offering Title I services will have a separate parent and family engagement policy, which will be developed with parents and family members of Title I students. Parents and family members will receive notice of their school's parent and family engagement policy in an



understandable and uniform format and, to the extent practicable, in a language the parents can understand.

Each school-based policy will describe how each school will do the following:

1. Convene an annual meeting at a convenient time, to which all parents of Title I students will be invited and encouraged to attend, to inform parents of their schools' participation under Title I, to explain the requirements of Title I, and to explain the rights that parents have under Title I;
2. Offer a flexible number of meetings, such as meetings in the morning or evening;
3. Involve parents, in an organized, ongoing, and timely way in the planning, reviewing, and improving of Title I programs; and
4. Provide parents of Title I students the following:
  - a. Timely information about Title I programs;
  - b. A description and explanation of the curriculum in use at the school, the forms of academic assessment used to measure student progress and the achievement levels of the challenging state academic standards; and
  - c. If requested by parents, opportunities for regular meetings to formulate suggestions and to participate, as appropriate, in decisions relating to the education of their children and respond to any suggestions as soon as practicably possible.

Each school-based policy will include a school-parent compact that outlines how parents, the entire school staff, and students will share the responsibility for improved student academic achievement and the means by which the school and parents will build and develop a partnership to help children achieve state standards. The compact must do the following:

- A. Describe the school's responsibility to provide high-quality curriculum and instruction in a supportive and effective learning environment that enables Title I students to meet Washington's challenging academic standards and describe the ways in which each parent will be responsible for supporting their children's learning, volunteering in their child's classroom and participating, as appropriate, in decisions relating to the education of their children, including the positive use of extracurricular time; and
- B. Address the importance of communication between teachers and parents on an ongoing basis through the following:
  1. Annual parent-teacher conferences in elementary schools during which the compact will be discussed as the compact relates to the individual child's achievements;
  2. Frequent reports to parents on their children's progress;
  3. Reasonable access to staff, opportunities to volunteer and participate in their child's class, and observation of classroom activities; and

4. Ensuring regular two-way, meaningful communication between family members and school staff, and, to the extent practicable, in a language that family members can understand.

Legal References: 20 USC 6311 (“No Child Left Behind Act”)

Management Resources: Policy News, October 2008 Family Involvement Policy  
Policy News, June 2005 Title I Parental Involvement Policy  
Policy News, August 2003 No Child Left Behind Update

DRAFT

## TITLE I PARENTAL INVOLVEMENT

- A. The Board recognizes that parent involvement contributes to the achievement of academic standards by students participating in District programs. The Board views the education of students as a cooperative effort among school, parents and community. The Board expects that its schools will carry out programs, activities and procedures in accordance with the statutory definition of parental involvement. Parental involvement means the participation of parents in regular, two-way, and meaningful communication involving student academic learning and other school activities, including ensuring that parents:
1. Play an integral role in assisting their child's learning;
  2. Are encouraged to be actively involved in their child's education at school; and
  3. Are full partners in their child's education and are included, as appropriate, in decision-making and on advisory committees to assist in the education of their child.
- B. The Board of Directors adopts as part of this policy the following guidance for parent involvement. The District will:
1. Put into operation programs, activities and procedures for the involvement of parents in all of its Title I schools consistent with federal laws including the development and evaluation of policy. Those programs, activities and procedures will be planned and operated with meaningful consultation with parents of participating children;
  2. Provide the coordination, technical assistance and other support necessary to assist participating schools in the planning and implementing of effective parent involvement activities to improve student academic achievement and school performances;
  3. Build the schools' and parents' capacity for strong parental involvement;
  4. Coordinate and integrate Title I parental involvement strategies with parent involvement strategies under other programs, such as Head Start, Reading First, Early Reading First, Even Start, Parents as Teachers, Home Instruction, Preschool Youngsters or state-run preschools;
  5. Conduct, with the involvement of parents, an annual evaluation of the content and effectiveness of this policy in improving the academic quality of the schools served with Title I funds including: identifying barriers to greater participation of parents in Title I related activities, with particular attention to participation of parents with limited English proficiency, parents with disabilities and parents of migratory children; and
  6. Involve the parents of children served in Title I, Part A schools in decisions about how the Title I, Part A funds reserved for parental involvement are spent.

Legal References: 20 USC § 6311 ("No Child Left Behind Act")

Management Resources: Policy News, October 2008 Family Involvement Policy  
Policy News, June 2005 Title 1 Parental Involvement Policy  
Policy News, August 2003 No Child Left Behind Update

**Adoption Date: July 1, 2008**

**Amended Date: February 18, 2014**

## **BOARD PACKET**

**TO:** Board of Directors  
**SUBJECT:** Out-of-State Travel: National Migrant Education Conference  
**AGENDA:** Action  
**DATE:** February 26, 2019  
**PREPARED BY:** Deanna Flores, *Assistant Superintendent*  
Léonor B. de Maldonado, *Coordinator Migrant/Bilingual Programs*

### **Background:**

Prosser School District currently has 615 migrant students. Migrant students are served in our school district keeping in mind the strategies that were recommended by the state's committee on service delivery. These strategies are meant to be implemented to address the migrant student needs and to help raise their achievement in the areas of ELA, mathematics, early childhood education, and graduation. This information is shared with our Migrant PAC through monthly meetings. Our migrant parents are highly interested in ensuring that their students are served appropriately and have made strong efforts to build a strong relationship with the District school board.

Migrant staff and migrant parents actively participate in the annual Migrant State Conference, the Title I Parent Conference, and trainings provided by ESD123. The National Migrant Education Conference brings migrant programs from throughout the nation, thus providing another level of learning and understanding for migrant staff and migrant parents. This year's National Migrant Education Conference will be held in New Orleans May 1<sup>st</sup> – 4<sup>th</sup>. As the program indicates, "Participating actively in the conference will help fulfill your program's obligation to engage in interstate coordination, as required by federal law." Although out-of-state travel is restricted, the information gathered at the National Migrant Education Conference will be an asset to parents, staff, and students.

Attendees include: Assistant Superintendent, Migrant Program Coordinator, Migrant Recruiter, Migrant Records Clerk, two parents and possibly the Superintendent. Approximate costs are \$15,386 which will be paid from the Migrant Budget (5320).

### **Recommendation:**

It is recommended the Board of Directors approve the out-of-state travel request to the Nation Migrant Education Conference.





**STRONGER  
TOGETHER:  
EDUCATING  
TODAY FOR  
A BRIGHTER  
TOMORROW**

**MÁS FUERTES  
JUNTOS:  
EDUCANDO  
HOY PARA  
UN FUTURO  
MEJOR**

Come join 1,500 of  
your colleagues for this  
dynamic and exciting  
national conference  
designed to strengthen  
and improve services  
to migratory children!

**51<sup>ST</sup>  
ANNUAL  
NATIONAL  
MIGRANT  
EDUCATION  
CONFERENCE**

**175  
QUALITY  
WORKSHOPS**

**4  
GENERAL  
SESSIONS**

**New Orleans**


**MAY 1-4, 2019**

**SPONSORED BY  
THE NATIONAL ASSOCIATION  
OF STATE DIRECTORS OF  
MIGRANT EDUCATION**



# COME JOIN 1,500 OF YOUR COLLEAGUES AT THE 2019 NATIONAL MIGRANT EDUCATION CONFERENCE

The Largest Migrant Conference in the United States!



Migratory students and their families face many challenges every day. The National Migrant Education Conference is dedicated each year to giving more and better tools for migrant education staff and parents to use to effectively support these valued students.

Whether you are a recruiter, parent, teacher, data clerk, guidance counselor, administrator or one of many other people helping migratory students and families, this Conference is specifically designed to meet your needs.

We invite you to join us for what is the **premier professional development opportunity** held each year in the field of Migrant Education.

This dynamic and highly regarded national conference is the best opportunity for all migrant educators, advocates, and anyone working with migrant students and families to gain new information and learn new techniques to best serve migratory children. **The sheer diversity of workshop sessions** in all areas of migrant education provides a unique training conference for migrant education administrators and staff.

There will be **175 high quality workshops** and **four stimulating and inspiring general sessions**. There will be many important **networking opportunities** and a range of informative **vendor exhibits** showcasing products and services useful in the Migrant Education Program.

Come hear from the **Office of Migrant Education** of the U.S. Department of Education in general sessions and workshops! Learn more about the new federal education law, the Every Student

Succeeds Act (ESSA). Hear from **NASDME's in-house advocate** about a variety of issues of federal policy which affect migratory students and their families.

Learn, be inspired, bring home new ideas!

This conference is critically important for all involved with the Migrant Education Program – for recruiters, record clerks, data collection specialists, teachers, tutors, classroom aides, administrators, ESL personnel, advocates, guidance counselors, and parents – for everyone who wants migratory students to succeed.

There will be workshops on Identification and Recruitment issues, curriculum and classroom strategies, ESL issues and language acquisition, use of technology, issues of importance to migrant parents and those who work with them, Out-of-School youth, HEP and CAMP, administration and management issues, the rights of immigrant and EL students, immigration policy, health issues (including mental and emotional health), and much more.

Our goal is to offer you and your colleagues a truly dynamic, high-quality, and energizing national conference that will strengthen and improve services to migrant children and ensure their academic success. (Participating actively in the conference will help fulfill **your program's obligation to engage in interstate coordination, as required by federal law.**)

Attending this conference will give you new tools to do your job more effectively, leading to more focused, successful, and cost-effective programs that show results!

WE ARE  
"STRONGER TOGETHER: EDUCATING TODAY FOR A BRIGHTER TOMORROW"  
FOR ALL MIGRATORY STUDENTS.



**JOIN US IN**

# New Orleans



**A Historic City of Great Food and the Birthplace of Jazz!**

We invite you to New Orleans, Louisiana, a city founded 300 years ago, and steeped in history.

The land that is now New Orleans, originally inhabited by indigenous Americans, traded hands between Spain and France several times from the late 1600's to the early 1800's. The Spanish and French cultures still infuse the daily life of New Orleans today – from the delicious food to unique customs and even the language of those raised in the city.

In 1803, the land on which New Orleans sits was sold to the United States as part of the Louisiana Purchase. The city developed with a wonderful mix of cultures and traditions.

In your time after the conference day is over, there is so much to see or do, but you can also enjoy New



Photos courtesy New Orleans Convention and Visitors Bureau

Orleans at lunch and dinner! Po' boys, gumbo, beignets, muffalettas, and much, much more.

Visit the world renowned World War II Museum, the beautiful Garden District, the Audubon Aquarium of the Americas, St. Louis Cathedral, the Mississippi Riverfront, the French Market, and the French Quarter.

Enjoy strong coffee and beignets at the Café du Monde or amazing jazz or other music from world class musicians in a wide variety of venues.

The Latino population of the city has grown enormously in recent years and we plan to involve Latino students from the area public schools in the National Conference.

Join 1,500 of your colleagues in historic and colorful New Orleans this Spring!



# WHAT ATTENDEES SAY ABOUT THIS CONFERENCE

98%

of those responding to the evaluation for last year's National Migrant Education Conference in Portland, Oregon stated that the Conference was of high quality

*The keynote speakers, presenters, and workshops were very high quality. The conference as a whole was the best I've attended.*

*The best conference I've been to in a long time.*

99%

stated that they plan to use what they learned at the Conference in their work for the Migrant Education Program

*It was the first conference I've attended where every session was informative and exciting.*

*I liked the wide variety of workshops.*

*The atmosphere of camaraderie among administrators, teachers, and families is exceptional. It truly makes it real when all parties are engaged in working toward the common good.*

98%

stated that their attendance at the Conference will help ensure that high quality Migrant Education services are provided

*The conference was life-changing for me.*

*The conference ran so smoothly and was very well planned and scheduled.*

*I attended three sessions on summer programming and camps. I picked up many great ideas from the presenters.*

98%

stated that the content of the Conference workshops was both informative and appropriate

*Several sessions were hands-on with different recruitment scenarios which gave me great ideas to use.*

*Todo la informacion que recibi en la conferencia no solo me ayudara para formar a los padres, sino tambien en mi vida personal.*

*I came back to my office inspired and open to new resources that will benefit my program and the quality of my work.*

*I liked networking with others and hearing about what other states are doing.*

*You never disappoint.*



# AGENDA

## TUESDAY, APRIL 30, 2019

1:00 pm – 5:00 pm Registration

## WEDNESDAY, MAY 1, 2019

7:30 am – 3:45 pm Registration  
9:00 am – 1:00 pm NASDME General Membership Meeting  
1:00 pm – 3:30 pm Parent Orientation Meeting (for parents and those working with parents)  
3:30 pm – 4:00 pm Student Entertainment  
4:00 pm – 6:15 pm Opening General Session  
6:15 pm – 8:00 pm Welcome Reception (appetizers and mingling)

## THURSDAY, MAY 2, 2019

7:00 am – 5:00 pm Registration  
7:30 am – 5:00 pm Exhibits Open  
8:00 am – 8:30 am Student Entertainment  
8:30 am – 10:00 am General Session  
10:00 am – 10:30 am Break (coffee & hot tea) / Visit Exhibits  
10:30 am – 12:00 pm First Workshop Sessions  
12:00 pm – 1:30 pm Lunch (on your own)  
1:30 pm – 3:00 pm Second Workshop Sessions  
3:00 pm – 3:30 pm Break (lemonade & iced tea) / Visit Exhibits  
3:30 pm – 5:00 pm Third Workshop Sessions

## FRIDAY, MAY 3, 2019

7:30 am – 3:30 pm Exhibits Open  
8:00 am – 10:30 am Registration  
8:00 am – 8:30 am Student Entertainment  
8:30 am – 10:00 am General Session – Update from DC  
10:00 am – 10:30 am Break (coffee & hot tea) / Visit Exhibits  
10:30 am – 12:00 pm Fourth Workshop Sessions  
12:00 pm – 1:30 pm Lunch (on your own)  
1:30 pm – 3:00 pm Fifth Workshop Sessions  
3:00 pm – 3:30 pm Break (lemonade & iced tea) / Visit Exhibits  
3:30 pm – 5:00 pm Sixth Workshop Sessions  
7:00 pm – 8:15 pm "Destination 2020" Reception (appetizers and mingling)  
8:30 pm – 12:00 am Dance

## SATURDAY, MAY 4, 2019

8:30 am – 10:00 am Seventh Workshop Sessions  
10:00 am – 10:30 am Student Entertainment  
10:30 am – 11:45 am Closing General Session  
11:45 am – 1:00 pm Closing Luncheon (Provided)

# DETAILS

## CONFERENCE LOCATION & LODGING

### Hyatt Regency New Orleans

601 Loyola Avenue  
New Orleans, Louisiana 70113  
Phone: 504-561-1234  
Toll Free Reservations: 888-591-1234  
[NewOrleans.Hyatt.com](http://NewOrleans.Hyatt.com)

### CONFERENCE LODGING

Participants must make their own lodging arrangements. A block of rooms has been reserved at the Hyatt Regency New Orleans. The special group rate is \$185 per night for single/double occupancy (\$25 for each additional person beyond two), plus applicable taxes and fees.

NASDME has negotiated free high-speed internet access in the sleeping rooms and public lobby areas, as well as complimentary usage of the health club.

The cutoff date for reservations at the group rate is Tuesday, April 9, 2019 or when the block is filled, whichever comes first. Please call Reservations at 888-591-1234 and reference the code **NASD**. You may also book your room online through a link on the NASDME website at [www.nasdme.org](http://www.nasdme.org).

If you must cancel your reservation, please note you must cancel by 4:00 pm CST **72 hours** prior to arrival. If you cancel fewer than three (3) days prior to your arrival, your credit/debit card will be charged one night's room and tax.

### PARKING

Self-parking is not available at the hotel. Valet parking is available for \$40 per night plus tax and includes in and out privileges. There is a parking garage adjacent to the hotel on 1301 Girod Street that is \$25 per day; however, it does not have in and out privileges. There are also other parking lots and garages in the area.

## TRANSPORTATION

### AIR TRAVEL

New Orleans is accessible through the Louis Armstrong New Orleans International Airport (MSY). The airport is located a short distance (approximately 15 miles) from the Hyatt Regency New Orleans. Visit [www.flymsy.com](http://www.flymsy.com) for information about the airport. NASDME has negotiated special discounts for National Conference attendees this year from the following airlines:

### Alaska Airlines

Alaska Airlines is offering a travel discount of 7% off of any published fares from any Alaska Airlines/Horizon Air U.S. city to New Orleans. (Not valid for Prudhoe Bay, Alaska; Canada, Mexico or Costa Rica.) To use the Discount Code online, go to [alaskaair.com](http://alaskaair.com)

# DETAILS

and input **ECMC208** in the Discount Code box when searching for flights. To make a reservation by phone, call the Group Desk at 800-445-4435 and provide the discount code. For all tickets issued through the Group Desk, there will be a \$15 booking service fee per ticket collected.

## Delta Airlines

Delta offers discounts ranging from 2% to 10% off their published fares. Book your reservation online at [www.delta.com](http://www.delta.com) or by calling Delta Meeting Network Reservations at 800-328-1111. Please note there is no service fee for reservations booked and ticketed via the reservation 800 number. When booking online, select "Advanced Search" and enter the Meeting Code **NY2MK** in the box provided.

## United Airlines

United is offering discounts on published fares of 2% to 10%. Call your professional travel agency, book online via [united.com](http://united.com), or call United Reservations Meetings Desk at 800-426-1122 and provide the Z Code **ZGFN** and Agreement Code **384653**. Booking fees are waived for Meeting reservations. To book travel online, search for flights by clicking all search options and enter **ZGFN384653** in the promotions and certificates code box.

## GROUND TRANSPORTATION

### Airport Shuttle

Airport Shuttle New Orleans is offering discounted airport transportation. The discounted rate is \$40 per person for round trip and \$20 per person for one way. The first stop from the airport is the Hyatt Regency New Orleans and the hotel is the last pickup stop before going to the airport. Official airport/hotel shared ride shuttle reservations must be made **online** at least 24 hours prior to your flight arrival time. The link to make shuttle reservations can be found at [www.nasdme.org](http://www.nasdme.org).

### Taxi, Uber, and Lyft

Taxi booths are located on the first level of the Terminal outside of Baggage Claim Belts 1 and 14. Passengers must wait in line at one of these booths for taxi service. Taxi rides cost approximately

\$36 from the airport to the Central Business District (CBD) for up to two (2) passengers. For three (3) or more passengers, the fare will be approximately \$15 per passenger. Taxis are required to accept credit card payments.

Uber and Lyft offers transportation services from the Airport. Passengers can meet their app-based ride service in the Ground Transportation Center lot located on the first floor of the Short-Term Parking Garage by crossing the pedestrian crosswalk located outside of Baggage Claim 6. The cost of Uber and Lyft is approximately \$35.

### Car Rental Discount

Avis is offering a discount off its lowest rates to National Conference attendees. The Avis Worldwide Discount (AWD) code for NASDME is **J995228**. Please use this AWD number when calling Avis directly at 800-331-1600 or booking online at [www.avis.com](http://www.avis.com) to receive the best possible rates available.

*All of the information about transportation is provided for your convenience. NASDME does not endorse any company or guarantee any service.*

## REGISTRATION

### THREE WAYS TO REGISTER

1. Complete the registration form on the following page and mail with payment to:  
National Migrant Education Conference  
c/o MgR & Associates  
PO Box 67585  
Albuquerque, NM 87193  
or
2. Register online at [www.nasdme.org](http://www.nasdme.org)  
or
3. You may fax a registration form with credit card information or a purchase order **ONLY**. Please do not fax a registration form without payment. Fax to 888-770-5322.

Official purchase orders from identifiable public or private agencies will be accepted if postmarked by April 19, 2019. Each Purchase Order will be invoiced and

payable **PRIOR** to the conference. Please be sure to include the billing information on your registration form.

Checks or money orders must be made payable to: **NASDME 2019 National Conference**. We also accept VISA, MasterCard, Discover, and American Express. A credit card charge from NASDME will appear on credit card statements.

You will receive a written confirmation, emailed to the email address provided by the attendee, within one (1) week of registering. If you do not receive a written confirmation letter, please call 866-485-9729 or email [NASDMEregistration@mgr-events.com](mailto:NASDMEregistration@mgr-events.com) to inquire about your registration status.

It is strongly recommended that you bring your confirmation letter with you to the conference registration desk for faster check in.

NASDME is a non-profit organization. Our tax identification # is 72-1366400. To request a W-9, please call 866-485-9729 or e-mail [NASDMEregistration@mgr-events.com](mailto:NASDMEregistration@mgr-events.com).

**REGISTRATIONS CANNOT BE REFUNDED.**

## HOW MAY WE HELP YOU?

For questions regarding the registration process, registration receipts and confirmations, invoices, or payment information, please call 866-485-9729 or email [NASDMEregistration@mgr-events.com](mailto:NASDMEregistration@mgr-events.com).

For general conference information, visit [www.nasdme.org](http://www.nasdme.org) or email [NASDME@mgr-events.com](mailto:NASDME@mgr-events.com) or call 505-508-2999.

If you are interested in exhibiting at the conference, visit [www.nasdme.org](http://www.nasdme.org) and download the Vendor, Exhibitor, Sponsor Packet.

WEDNESDAY, MAY 1 - SATURDAY, MAY 4, 2019 IN NEW ORLEANS, LOUISIANA

# 2019 NATIONAL MIGRANT EDUCATION CONFERENCE

First Name \_\_\_\_\_ Middle Initial \_\_\_\_\_ Last Name \_\_\_\_\_

Preferred First Name for Name Badge \_\_\_\_\_ Title \_\_\_\_\_

Employer/Organization \_\_\_\_\_

Phone \_\_\_\_\_ Fax \_\_\_\_\_ Email \_\_\_\_\_

Mailing Address \_\_\_\_\_

City \_\_\_\_\_ State \_\_\_\_\_ Zip Code \_\_\_\_\_

Are you an eligible migrant parent?  Yes  No

Will you attend the Saturday Luncheon?  Yes  No

Do you require a vegetarian meal?  Yes  No

Do you have any accessibility needs?  Yes  No

If yes, please describe: \_\_\_\_\_

Preferred language for workshops:  English  Spanish  Other: \_\_\_\_\_

**REGISTRATION QUESTIONS**  
If you have any questions, please call (866) 485-9729  
or email [NASDMEregistration@mgr-events.com](mailto:NASDMEregistration@mgr-events.com)

## REGISTRATION FEES

**Regular:** \$390 - Postmarked on or before April 19, 2019. On site only after this date.

**On Site:** \$440 - Postmarked after April 19, 2019/ During conference registration hours.

## **PAYMENT INFORMATION** Registrations cannot be refunded.

Fill in your Billing Information only if it differs from the information provided above.

Billing Organization \_\_\_\_\_

Billing Address \_\_\_\_\_

City \_\_\_\_\_ State \_\_\_\_\_ Zip Code \_\_\_\_\_

Check (Payable to **NASDME 2019 National Conference**)  Purchase Order No.\* \_\_\_\_\_

VISA  MasterCard  Discover  American Express Credit Card No \_\_\_\_\_

Expiration Date \_\_\_\_\_ CVV Code \_\_\_\_\_ Cardholder Name \_\_\_\_\_

Cardholder Signature \_\_\_\_\_ Billing Zip Code \_\_\_\_\_

All credit cards must be valid through the dates of the event. A charge from NASDME will appear on your credit card statement.

\*Official Purchase Orders from identifiable public or private agencies will be accepted if postmarked by April 19, 2019. Each PO will be payable PRIOR to the conference. Please be sure billing information is included above. NASDME is a non-profit organization. Our tax ID# is 72-1366400.

### Mail completed registration form and payment to:

National Migrant Education Conference  
c/o MgR & Associates  
PO Box 67585  
Albuquerque, NM 87193

### Fax completed registration form and credit card or purchase order to:

(888) 770-5322

Please do not fax a registration form without payment.





**2019 NATIONAL MIGRANT  
EDUCATION CONFERENCE**

PO Box 67585  
Albuquerque NM 87193

## **BOARD PACKET**

**TO:** Board of Directors  
**SUBJECT:** Amendment of Policy No. 3110: Qualifications of Attendance and Placement - **SECOND READING**  
**AGENDA:** Action  
**DATE:** February 21, 2019  
**PREPARED BY:** Craig Reynolds, *Assistant Superintendent of Business and Operations*

### **Background**

An amendment to Policy No. 3110: Qualifications of Attendance and Placement, was presented to the Board of Directors at the February 19, 2019, special Board meeting, for approval of First Reading. The purpose of the policy amendment is to increase this rate to the actual hourly cost of the employee. While not needing Board approval, the amended procedure is also attached for your information.

### **Recommendation**

It is recommended that the Board of Directors take action to approve the Second and Final Reading of Policy No. 3110: Qualifications of Attendance and Placement, as amended.

## QUALIFICATIONS OF ATTENDANCE AND PLACEMENT

### 1. Age of Admission

Attending the schools of the District shall be recognized as a right and responsibility for those who meet the requirements prescribed by law. Every resident of the District who satisfies the minimum entry age requirement and is less than 21 years of age has the right to attend the District's schools until he/she completes high school graduation requirements. Children of age 8 and less than age 18 are required by law to attend a public school, an approved private school or educational center, unless they are receiving approved home-based instruction. Under certain circumstances children who are at least 16 and less than 18 years of age may be excused from further attendance at school. The Superintendent shall exercise his/her authority to grant exceptions when he/she determines that the student:

- A. Is lawfully and regularly employed, and
- B. Has permission of a parent, or,
- C. Is emancipated pursuant to Chapter 13.64 RCW; or
- D. Is subject to one of the other exceptions to compulsory attendance.

A resident student who has been granted an exception retains the right to enroll as a part-time student and shall be entitled to take any course, receive any ancillary services and take or receive any combination of courses and ancillary services which is offered by a public school to full-time students.

### 2. Entrance Qualifications

Special Exemptions for early entrance into kindergarten may be made for younger pupils whose fifth birth date falls between September 1 and September 30 of the year they enroll and who appear to be sufficiently advanced to succeed in the educational program.

The procedure is as follows:

- A. In order to be considered for early entrance, the parents must meet with the building principal for initial screening and orientation. The cost for District psychologists to administer the testing is \$45.00 per hour **the current hourly rate plus benefits of the employee administering the assessment** with an added cost of \$10.00 for each protocol needed. The principal may waive this fee under certain circumstances.
- B. Parent will schedule testing appointment with school district psychologist.
- C. Prosser School District shall identify screening processes and instruments that will provide reliable estimates of the child's (1) mental ability, (2) gross motor skills, (3) fine motor skills, (4) visual discrimination, (5) auditory discrimination, (6) emotional/social development, and (7) language development.
- D. Criteria for acceptance for early entrance shall be scores at or above the 75<sup>th</sup> percentile rank in 4 of the 7 areas with no area falling below the 60<sup>th</sup> percentile rank.
- E. Since screening should be done when the chances of success are at their best, early entrance screening will be conducted in late August, but before school starts.
- F. Following screening, the building principal, school psychologist and parents will hold a conference and all results will be shared. A decision regarding early entrance will be made by the building principal based upon the results.

G. The parents of a child denied early entrance may appeal the decision by submitting a written request to the Superintendent within seven (7) days of the decision.

3. Admission of Students Aged Twenty-One or Older

A student aged 21 or older may enroll in a school in the district under the following conditions:

- A. There is available space in the school and program which the student shall attend;
- B. Tuition is prepaid;
- C. The student provides his/her own transportation;
- D. The student resides in the state of Washington; and
- E. In the judgment of the Superintendent, no adult education program is available at reasonable costs and the District's program is appropriate to the needs of the student.

4. Placement of Students on Admission

The decision of where to place a student seeking admission to the District rests with the principal. Generally, students meeting the age of admission requirements or transferring from a public or approved private school shall be placed in kindergarten or first grade, or the grade from which they transferred. The principal shall evaluate the educational record and assessments of all other students to determine their appropriate placement. A temporary classroom assignment may be made for no more than thirty calendar days for the purpose of evaluation prior to making the final placement decision.

Cross References:      Board Policy:  
2090   Program Evaluation  
2121   Drug and Alcohol Use/Abuse Program  
2140   Guidance and Counseling  
2108   Remediation Program  
3114   Part-time, Home-based, or Off-campus Students  
3121   Compulsory Attendance  
3122   Excused or Unexcused Absences  
4312   Complaints Concerning Staff or Program

Legal References:      RCW 28A.225.010 Attendance Mandatory-Age-Person having custody shall cause child to attend public school - When excused  
RCW 28A.225.020 School's duties upon juvenile's failure to attend school  
RCW 28A.225.160 Attendance age eligibility  
RCW 28A.225.220 Adults, children from other districts, agreements for attending school-Tuition  
WAC 180-39 Uniform Entry Qualifications  
WAC 392-134-010 Attendance rights of part-time public school students  
WAC 392-137 District policies - Procedures and criteria for release of resident students and admission of nonresident students

Adoption Date: June 19, 2001  
Amended Date: June 19, 2012



## Qualifications of Attendance and Placement

Parents requesting an exemption shall provide to the District the results of an assessment using the instruments and processes approved by the Superintendent and conducted by a licensed or certified psychologist. If the assessment is conducted by District staff, a fee consisting of \$45.00 per hour the current hourly rate plus benefits of the employee administering the assessment with an added cost of \$10.00 per protocol will be charged except that such fee may be waived by the principal under certain circumstances. The District reserves the right to reassess the child at its own cost before granting an exemption.

If a child exceeds the norm in each ability area, the exemption shall be granted. The Superintendent may grant conditional exemptions to children who perform at or near the norm in most or all of the areas of ability. The parent shall be notified of the conditional status of the exemption and that it may be withdrawn if, after 2 months, the child performs substantially below the expected level in any of the ability areas.

In the event an exemption is denied, a conditional exemption is withdrawn, or a screening fee waiver is denied, the parent shall be promptly notified of the reasons and of the opportunity to have the decisions reviewed in the manner provided by the District's policy on citizen complaints.

As a minimum, eligibility for the exemption shall be based upon an analysis of the child's (1) mental ability, (2) gross motor skills, (3) fine motor skills, (4) visual discrimination, (5) auditory discrimination, (6) emotional/social development, and (7) language development. Where feasible, assessment devices shall be used that shall permit students who are to be considered for exemption to be compared to the level of performance that would be expected of children with a chronological age of 5 years and 6 months for kindergarten and 6 years and 6 months for first grade in each of the areas of ability.

### **Admission of Students Aged Twenty-One or Older**

The student shall petition the Superintendent for admission.

The petition shall identify the student's name, age, address and grade level or program of study.

If approved, the petition shall specify the tuition fee to be paid, shall be signed by the student and the Superintendent and shall constitute the written agreement required by law. It shall be retained as a public document and made available to the state superintendent of public instruction upon request.

The tuition fee shall be calculated in the same way the state Superintendent of Public Instruction determines the cost of educating a student in the District, except that a handicapped student who turns twenty-one during the school year shall only pay that amount of money deemed as "excess cost."

Implemented June 19, 2012