



Safety Protocols for School Re-entry

September 30, 2020
Veronica C. Garcia, Ed.D.
Superintendent of Schools

Presenter: Mario Salbidrez
Executive Director of Safety and
Security

Main Entrance



**READ BEFORE ENTERING**

**MASK OR CLOTH FACE COVERING REQUIRED**

**FOLLOW PROPER SANITATION & HYGIENE RECOMMENDATIONS**

**PRACTICE SOCIAL DISTANCING OF 6 OR MORE FEET**

**REFRAIN FROM HANDSHAKES AND PERSONAL CONTACT**

If you feel unwell or have the following symptoms

DO NOT ENTER

**FEVER**

**COUGH**

**SHORTNESS OF BREATH**

PET/BCPwww.petfire@outlook.com©2020

**LEER ANTES DE ENTRAR**

**MÁSCARA O CUBIERTO DE CARA DE PAÑO REQUERIDO**

**SIGA LAS RECOMENDACIONES DE SANEAMIENTO E HIGIENE ADECUADAS**

**PRACTICA DISTANCIA SOCIAL DE 6 PIES O MÁS**

**ABSTENERSE EL SALUDO DE MANOS Y CONTACTO PERSONAL**

Si se siente mal o tiene los siguientes síntomas

NO ENTRE

**FIEBRE**

**TOS**

**FALTA DE ALIENTO**

PET/BCPwww.petfire@outlook.com©2020

Main Entrance



Main Entrance Lobby

WHY should I wear a cloth face mask?

- While they won't prevent you from breathing in respiratory droplets which carry a virus (like COVID-19), they may help protect people around you if you're infected but don't have symptoms.
- They can help cover coughs or sneezes, reducing the spread of germs.
- They can prevent you from touching your face.
- They can be a visual reminder to practice social distancing.
- If everyone wears them, it could help cut down how far the virus spreads.



Information courtesy of
 Cleveland Clinic



Caution
We have the following social distancing measures in force to protect customers, visitors, and staff from virus transmission




Protect yourself and others
To reduce the spread of infection, please wash your hands regularly and use hand sanitizer if available prior to entering these premises



Keep your distance if possible
Please don't be offended if other people try to maintain a 6ft gap as a recommended social distancing measure



Avoid touching
Surfaces and products unless absolutely necessary



Office



Wash Your Hands



Wash your hands or sanitize when:

- You arrive to school - wash your hands
- You enter a classroom - sanitize your hands
- You leave the classroom - sanitize your hands
- You sneeze - sanitize or wash your hands
- You blow your nose - preferably sanitize your hands before but definitely after or wash
- You use the bathroom - wash your hands
- You come in from the outside - sanitize or wash your hands

HALLS

Staff and students should follow the “Stay to the Right” decals as they move from one part of the building to another; while, observing the six feet distance reminder seen throughout the building.



OPEN AREAS


Schools that have large open space areas have been provided with social distancing sign(s) that allow staff to arrange the area in the most suitable manner that encourages learning; yet, promotes safe social distancing.



BATHROOM



STAIRWELL



Stairs have been designated with “Stairs Up Only” or “Stairs Down Only” to ensure social distancing is protocols are followed.

ELEVATOR



Schools with elevators have been provided with signage indicating one person at a time or families can ride together. This allows for families with children with physical disabilities can assist and accompany their child.




STUDENT PICKUP AND DROP OFF

We will be working with school Principals and Staff to establish drop-off and pick-up designated areas that coincide as close as possible with prior years; while, maintaining social distancing requirements.



GYM

The Physical Education Teacher(s) will be allowed to set up the gym as needed; as long as, the maximum number of students per roster is adhered to, face masks, and social distancing standard is met.



CAFETERIA



Lunch Line:

- Students will follow the social distancing signage as they move to the cafeteria for their lunch

Table set up:

- Kids will all face in the same direction
- Student will sit six (6) apart with indicators identifying sitting area on the table
- Tables will be set up in Pods

(Review Pictures)

CAFETERIA (Cont.)



Designated
seating areas
will be marked
with a check
mark



CLASSROOMS



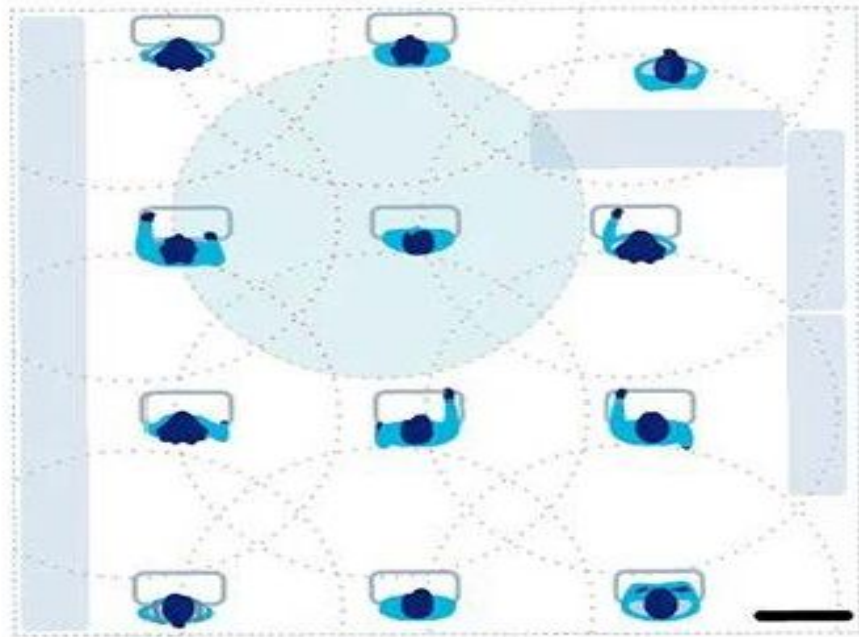
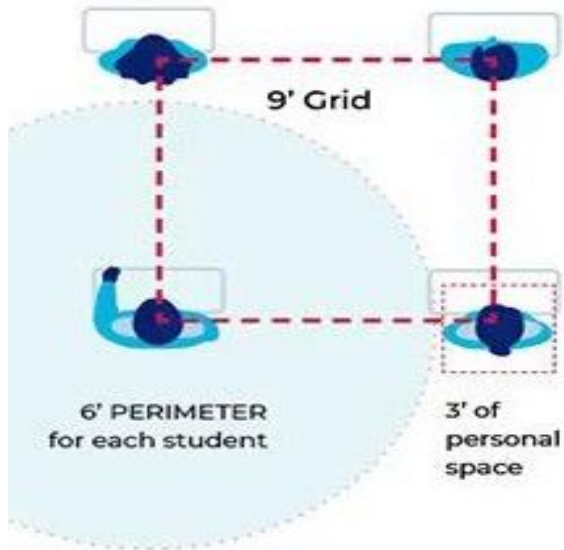
Courtesy: USATODAY.COM

Currently, half the roster for each class, which is very different from grade level to grade level, will return to in person learning.

A 9 foot on center social distancing spacing will be established creating a 6 foot perimeter for each student, and all students will face in the same direction.

CLASSROOMS

Arranging Instructional Spaces



Personal Protective Equipment

- ▶ Two multi-layer cloth masks per staff member - 5 each
- ▶ Two multi-layer cloth masks per student - 5 each
- ▶ Additional disposable masks for students and staff - 51,750
- ▶ Face shield for each staff member with a close contact assignment - 4,000
- ▶ Disposable full-length gown - 6,160
- ▶ N-95 and KN 95 masks - 3,000 (total)

Please submit a School Dude with the number of Staff and Students at your respective school and we will get you the necessary PPE.

Thank you

