

A	B	C	D	E	F	G	H	I	J																																																																																							
1	This page must be sent to ISBE					Note: For submitting to ISBE, the "Statement of Affairs" can be submitted as one file to avoid separating worksheets.																																																																																										
2	and retained within the district/joint agreement																																																																																															
3	administrative office for public inspection.																																																																																															
4																																																																																																
5	ILLINOIS STATE BOARD OF EDUCATION School Business Services (217)785-8779 ANNUAL STATEMENT OF AFFAIRS FOR THE FISCAL YEAR ENDING June 30, 2020 (Section 10-17 of the School Code)																																																																																															
9	SCHOOL DISTRICT/JOINT AGREEMENT NAME:		Illini Bluffs CUSD No. 327			DISTRICT TYPE Elementary <input type="checkbox"/> High School <input type="checkbox"/> Unit <input checked="" type="checkbox"/>																																																																																										
10	RCDT NUMBER:		48-072-3270-26																																																																																													
11	ADDRESS:		9611 S. Hanna City-Glasford Road																																																																																													
12	COUNTY:		Glasford																																																																																													
13	NAME OF NEWSPAPER WHERE PUBLISHED:		Glasford Gazette																																																																																													
15						ASSURANCE YES <input checked="" type="checkbox"/> The statement of affairs has been made available in the main administrative office of the school district/joint agreement and the required Annual Statement of Affairs Summary has been published in accordance with Section 10-17 of the School Code.																																																																																										
19	CAPITAL ASSETS		VALUE																																																																																													
20	WORKS OF ART & HISTORICAL TREASURES																																																																																															
21	LAND		173,078																																																																																													
22	BUILDING & BUILDING IMPROVEMENTS		7,509,748																																																																																													
23	SITE IMPROVMENTS & INFRASTRUCTURE		630,167																																																																																													
24	CAPITALIZED EQUIPMENT		1,589,989																																																																																													
25	CONSTRUCTION IN PROGRESS		844,526																																																																																													
26	Total		10,747,508																																																																																													
28	NUMBER OF PUPILS ENROLLED PER GRADE																																																																																															
29	PRE-KINDERGARTEN		44																																																																																													
30	KINDERGARTEN		56																																																																																													
31	FIRST		62																																																																																													
32	SECOND		59																																																																																													
33	THIRD		63																																																																																													
34	FOURTH		54																																																																																													
35	FIFTH		53																																																																																													
36	SIXTH		65																																																																																													
37	SEVENTH		63																																																																																													
38	EIGHTH		71																																																																																													
39	SPECIAL		120																																																																																													
40	Total Elementary		710																																																																																													
41	NINTH		66																																																																																													
42	TENTH		53																																																																																													
43	ELEVENTH		50																																																																																													
44	TWELFTH		56																																																																																													
45	SPECIAL		48																																																																																													
46	Total Secondary		273																																																																																													
47	Total District		983																																																																																													
48						<table border="1" style="width:100%; border-collapse: collapse;"> <tr> <td colspan="2" style="background-color: #f2f2f2;">SIZE OF DISTRICT IN SQUARE MILES</td> <td style="text-align: right;">62</td> </tr> <tr> <td colspan="2">NUMBER OF ATTENDANCE CENTERS</td> <td style="text-align: right;">3</td> </tr> <tr> <td colspan="2">9 MONTH AVERAGE DAILY ATTENDANCE</td> <td style="text-align: right;">858</td> </tr> <tr> <td colspan="3" style="background-color: #f2f2f2;">NUMBER OF CERTIFICATED EMPLOYEES</td> </tr> <tr> <td colspan="2">FULL-TIME</td> <td style="text-align: right;">68</td> </tr> <tr> <td colspan="2">PART-TIME</td> <td style="text-align: right;">0</td> </tr> <tr> <td colspan="3" style="background-color: #f2f2f2;">NUMBER OF NON-CERTIFICATED EMPLOYEES</td> </tr> <tr> <td colspan="2">FULL-TIME</td> <td style="text-align: right;">30</td> </tr> <tr> <td colspan="2">PART-TIME</td> <td style="text-align: right;">32</td> </tr> <tr> <td colspan="3" style="background-color: #f2f2f2;">TAX RATE BY FUND (IN %)</td> </tr> <tr> <td colspan="2">EDUCATIONAL</td> <td style="text-align: right;">2.8000</td> </tr> <tr> <td colspan="2">OPERATIONS & MAINTENANCE</td> <td style="text-align: right;">0.5000</td> </tr> <tr> <td colspan="2">BOND & INTEREST</td> <td style="text-align: right;">1.1330</td> </tr> <tr> <td colspan="2">TRANSPORTATION</td> <td style="text-align: right;">0.2000</td> </tr> <tr> <td colspan="2">MUNICIPAL RETIREMENT</td> <td style="text-align: right;">0.1066</td> </tr> <tr> <td colspan="2">SOCIAL SECURITY</td> <td style="text-align: right;">0.1523</td> </tr> <tr> <td colspan="2">WORKING CASH</td> <td style="text-align: right;">0.0500</td> </tr> <tr> <td colspan="2">FIRE PREVENTION & SAFETY</td> <td style="text-align: right;">0.0500</td> </tr> <tr> <td colspan="2">TORT IMMUNITY</td> <td style="text-align: right;">0.3628</td> </tr> <tr> <td colspan="2">CAPITAL PROJECTS</td> <td style="text-align: right;">0.0000</td> </tr> <tr> <td colspan="2">SPECIAL EDUCATION</td> <td style="text-align: right;">0.0400</td> </tr> <tr> <td colspan="2">LEASING</td> <td style="text-align: right;">0.0500</td> </tr> <tr> <td colspan="2">OTHER</td> <td style="text-align: right;">0.0000</td> </tr> <tr> <td colspan="2">OTHER</td> <td style="text-align: right;">0.0000</td> </tr> <tr> <td colspan="2">DISTRICT EQUALIZED ASSESSED VALUATION (EAV)</td> <td style="text-align: right;">122,101,440</td> </tr> <tr> <td colspan="2">EQUALIZED ASSESSED VALUATION PER ADA PUPIL</td> <td style="text-align: right;">142,243</td> </tr> <tr> <td colspan="2">TOTAL LONG-TERM DEBT ALLOWED</td> <td style="text-align: right;">16,849,999</td> </tr> <tr> <td colspan="2">TOTAL LONG-TERM DEBT OUTSTANDING AS OF June 30, 2020</td> <td style="text-align: right;">6,476,695</td> </tr> <tr> <td colspan="2">PERCENT OF LONG-TERM DEBT OBLIGATED CURRENTLY</td> <td style="text-align: right;">38.44%</td> </tr> </table>				SIZE OF DISTRICT IN SQUARE MILES		62	NUMBER OF ATTENDANCE CENTERS		3	9 MONTH AVERAGE DAILY ATTENDANCE		858	NUMBER OF CERTIFICATED EMPLOYEES			FULL-TIME		68	PART-TIME		0	NUMBER OF NON-CERTIFICATED EMPLOYEES			FULL-TIME		30	PART-TIME		32	TAX RATE BY FUND (IN %)			EDUCATIONAL		2.8000	OPERATIONS & MAINTENANCE		0.5000	BOND & INTEREST		1.1330	TRANSPORTATION		0.2000	MUNICIPAL RETIREMENT		0.1066	SOCIAL SECURITY		0.1523	WORKING CASH		0.0500	FIRE PREVENTION & SAFETY		0.0500	TORT IMMUNITY		0.3628	CAPITAL PROJECTS		0.0000	SPECIAL EDUCATION		0.0400	LEASING		0.0500	OTHER		0.0000	OTHER		0.0000	DISTRICT EQUALIZED ASSESSED VALUATION (EAV)		122,101,440	EQUALIZED ASSESSED VALUATION PER ADA PUPIL		142,243	TOTAL LONG-TERM DEBT ALLOWED		16,849,999	TOTAL LONG-TERM DEBT OUTSTANDING AS OF June 30, 2020		6,476,695	PERCENT OF LONG-TERM DEBT OBLIGATED CURRENTLY		38.44%
SIZE OF DISTRICT IN SQUARE MILES		62																																																																																														
NUMBER OF ATTENDANCE CENTERS		3																																																																																														
9 MONTH AVERAGE DAILY ATTENDANCE		858																																																																																														
NUMBER OF CERTIFICATED EMPLOYEES																																																																																																
FULL-TIME		68																																																																																														
PART-TIME		0																																																																																														
NUMBER OF NON-CERTIFICATED EMPLOYEES																																																																																																
FULL-TIME		30																																																																																														
PART-TIME		32																																																																																														
TAX RATE BY FUND (IN %)																																																																																																
EDUCATIONAL		2.8000																																																																																														
OPERATIONS & MAINTENANCE		0.5000																																																																																														
BOND & INTEREST		1.1330																																																																																														
TRANSPORTATION		0.2000																																																																																														
MUNICIPAL RETIREMENT		0.1066																																																																																														
SOCIAL SECURITY		0.1523																																																																																														
WORKING CASH		0.0500																																																																																														
FIRE PREVENTION & SAFETY		0.0500																																																																																														
TORT IMMUNITY		0.3628																																																																																														
CAPITAL PROJECTS		0.0000																																																																																														
SPECIAL EDUCATION		0.0400																																																																																														
LEASING		0.0500																																																																																														
OTHER		0.0000																																																																																														
OTHER		0.0000																																																																																														
DISTRICT EQUALIZED ASSESSED VALUATION (EAV)		122,101,440																																																																																														
EQUALIZED ASSESSED VALUATION PER ADA PUPIL		142,243																																																																																														
TOTAL LONG-TERM DEBT ALLOWED		16,849,999																																																																																														
TOTAL LONG-TERM DEBT OUTSTANDING AS OF June 30, 2020		6,476,695																																																																																														
PERCENT OF LONG-TERM DEBT OBLIGATED CURRENTLY		38.44%																																																																																														
49	ISBE 50-37 (07/2020)																																																																																															

	A	B	C	D	E	F	G	H	I	J	K
1	STATEMENT OF ASSETS AND LIABILITIES										
2	AS OF JUNE 30, 2020										
3											
4			(10)	(20)	(30)	(40)	(50)	(60)	(70)	(80)	(90)
5	Description	Acct No	Educational	Operations & Maintenance	Debt Service	Transportation	Municipal Retirement & Social Security	Capital Projects	Working Cash	Tort	Fire Prevention & Safety
6	CURRENT ASSETS (100)										
7	Cash (Accounts 111 thru 115)		1,712,708	1,441,452	570,009	683,904	263,944	413,880	143,742	539,451	77,068
8	Investments	120	2	0	0	0	0	0	4,800,087	0	0
9	Taxes Receivable	130	0	0	0	0	0	0	0	0	0
10	Interfund Receivables	140	0	0	0	0	0	0	30,200	0	0
11	Intergovernmental Accounts Receivable	150	0	0	0	0	0	0	0	0	0
12	Other Receivables	160	0	0	0	0	0	0	0	0	0
13	Inventory	170	0	0	0	0	0	0	0	0	0
14	Prepaid Items	180	0	0	0	0	0	0	0	0	0
15	Other Current Assets	190	0	0	0	0	0	0	0	0	0
16	Total Current Assets		1,712,710	1,441,452	570,009	683,904	263,944	413,880	4,974,029	539,451	77,068
17	CURRENT LIABILITIES (400)										
18	Interfund Payables	410	0	0	30,200	0	0	0	0	0	0
19	Intergovernmental Accounts Payable	420	0	0	0	0	0	0	0	0	0
20	Other Payable	430	0	0	0	0	0	0	0	0	0
21	Contracts Payable	440	0	0	0	0	0	0	0	0	0
22	Loans Payable	460	0	0	0	0	0	0	0	0	0
23	Salaries & Benefits Payable	470	0	0	0	0	0	0	0	0	0
24	Payroll Deductions & Withholdings	480	0	0	0	0	0	0	0	0	0
25	Deferred Revenues & Other Current Liabilities	490	0	0	0	0	0	0	0	0	0
26	Due to Activity Fund Organizations	493	0	0	0	0	0	0	0	0	0
27	Total Current Liabilities		0	0	30,200	0	0	0	0	0	0
28	LONG-TERM LIABILITIES (500)										
29	Long-Term Debt Payable	511									
30	Total Liabilities		0	0	30,200	0	0	0	0	0	0
31	Reserved Fund Balance	714	0	0	0	0	115,893	25,887	0	0	0
32	Unreserved Fund Balance	730	1,712,710	1,441,452	539,809	683,904	147,556	387,993	4,974,029	539,451	77,068
33	Investments in General Fixed Assets										
34	Total Liabilities and Fund Balances		1,712,710	1,441,452	570,009	683,904	263,449	413,880	4,974,029	539,451	77,068

	A	B	C	D	E	F	G	H	I	J	K
1	STATEMENT OF REVENUES RECEIVED/REVENUES, EXPENDITURES DISBURSED/EXPENDITURES, OTHER SOURCES/USES										
2	AND CHANGES IN FUND BALANCE - FOR YEAR ENDING JUNE 30, 2020										
3											
4			(10)	(20)	(30)	(40)	(50)	(60)	(70)	(80)	(90)
5	Description	Acct No	Educational	Operations & Maintenance	Debt Service	Transportation	Municipal Retirement & Social Security	Capital Projects	Working Cash	Tort	Fire Prevention & Safety
6	RECEIPTS/REVENUES										
7	Local Sources	1000	4,816,899	696,673	1,257,694	227,919	301,549	288,662	107,532	461,819	56,133
8	Flow-Through Received/Revenue from One District to Another District	2000	0	0		0	0				
9	State Sources	3000	1,146,341	100,000	0	520,698	0	50,000	0	0	0
10	Federal Sources	4000	432,100	0	0	129,898	0	0	0	0	0
11	Total Direct Receipts/Revenues		6,395,340	796,673	1,257,694	878,515	301,549	338,662	107,532	461,819	56,133
12	Rec./Rev. for "On Behalf" Payments	3998	2,824,357	0	0	0	0	0		0	0
13	Total Receipts/Revenues		9,219,697	796,673	1,257,694	878,515	301,549	338,662	107,532	461,819	56,133
14	DISBURSEMENTS/EXPENDITURES										
15	Instruction	1000	4,052,516				102,673				
16	Support Services	2000	1,749,271	833,745		901,393	237,001	1,200,172		552,511	477,798
17	Community Services	3000	0	0		0	0				
18	Payments to Other Districts & Govt Units	4000	1,225,460	0	0	0	0	0		0	0
19	Debt Services	5000	0	0	1,375,076	0	0			0	0
20	Total Direct Disbursements/Expenditures		7,027,247	833,745	1,375,076	901,393	339,674	1,200,172		552,511	477,798
21	Disb./Expend. for "On Behalf" Payments	4180	2,824,357	0	0	0	0	0		0	0
22	Total Disbursements/Expenditures		9,851,604	833,745	1,375,076	901,393	339,674	1,200,172		552,511	477,798
23	Excess of Direct Receipts/Revenues Over (Under)										
24	Direct Disbursements/Expenditures		(631,907)	(37,072)	(117,382)	(22,878)	(38,125)	(861,510)	107,532	(90,692)	(421,665)
24	Other Sources of Funds	7000	550,000	250,000	20,536	362,005	0	1,000,000	4,822,000	0	0
25	Other Uses of Funds	8000	20,536	0	0	0	0	0	2,130,000	0	0
26	Total Other Sources/Uses of Funds		529,464	250,000	20,536	362,005	0	1,000,000	2,692,000	0	0
27	Excess of Receipts/Revenues & Other Sources of Funds (Over/Under) Expenditures/Disbursements & Other Uses of Funds		(102,443)	212,928	(96,846)	339,127	(38,125)	138,490	2,799,532	(90,692)	(421,665)
28	Beginning Fund Balances - July 1, 2019		1,815,153	1,228,524	636,655	344,777	301,574	275,390	2,174,497	630,143	498,733
29	Other Changes in Fund Balances Increases (Decreases)		0	0	0	0	0	0	0	0	0
30	Ending Fund Balances June 30, 2020		1,712,710	1,441,452	539,809	683,904	263,449	413,880	4,974,029	539,451	77,068

A	B	C	D	E	F	G	H	I	J	K	L	M
1	ANNUAL STATEMENT OF AFFAIRS SUMMARY FOR FISCAL YEAR ENDING JUNE 30, 2020											
2												
3	<i>The summary must be published in the local newspaper.</i>											
4												
5	Copies of the detailed Annual Statement of Affairs for the Fiscal Year Ending June 30, 2020 will be available for public inspection in the school district/joint agreement administrative office by December 1, annually. Individuals wanting to review this Annual Statement of Affairs should contact:											
6	Illini Bluffs CUSD No. 327			9611 S. Hanna City-Glasford Road			309-389-2231			7:30 am - 3:30 pm		
7	<i>School District/Joint Agreement Name</i>			<i>Address</i>			<i>Telephone</i>			<i>Office Hours</i>		
8	Also by January 15, annually the detailed Annual Statement of Affairs for the Fiscal Year Ending June 30, 2020 , will be posted on the Illinois State Board of Education's website@ www.isbe.net .											
9												
10	SUMMARY: The following is the Annual Statement of Affairs Summary that is required to be published by the school district/joint agreement for the past fiscal year											
11												
12	Statement of Operations as of June 30, 2020											
13			Educational	Operations & Maintenance	Debt Services	Transportation	Municipal Retirement/Social Security	Capital Projects	Working Cash	Tort	Fire Prevention & Safety	
14	Local Sources	1000	4,816,899	696,673	1,257,694	227,919	301,549	288,662	107,532	461,819	56,133	
15	Flow-Through Receipts/Revenues from One District to Another District	2000	0	0		0	0					
16	State Sources	3000	1,146,341	100,000	0	520,698	0	50,000	0	0	0	0
17	Federal Sources	4000	432,100	0	0	129,898	0	0	0	0	0	0
18	Total Direct Receipts/Revenues		6,395,340	796,673	1,257,694	878,515	301,549	338,662	107,532	461,819	56,133	
19	Total Direct Disbursements/Expenditures		7,027,247	833,745	1,375,076	901,393	339,674	1,200,172		552,511	477,798	
20	Other Sources/Uses of Funds		529,464	250,000	20,536	362,005	0	1,000,000	2,692,000	0	0	
21	Beginning Fund Balances - July 1, 2019		1,815,153	1,228,524	636,655	344,777	301,574	275,390	2,174,497	630,143	498,733	
22	Other Changes in Fund Balances		0	0	0	0	0	0	0	0	0	
23	Ending Fund Balances June 30, 2020		1,712,710	1,441,452	539,809	683,904	263,449	413,880	4,974,029	539,451	77,068	

Employee Publication Report

Printed: 10/28/2020 8:27:52AM

Date Range Selected to Report: 07/01/2019 to 06/30/2020

Employee Type: Certified	Range: 1 to 25,000
Allsup, Martha J	
Boulton, Emma J	
Bruninga, Brent K	
Cowen, Heather D	
Craven, Katrina M	
Davis, Jamie A	
Duncan, Taylor D	
Edwards, Miranda	
Fortin, Mary C	
Hammond, Shelly M	
Herridge, Charles Ryan	
Malmgren, Karen E.	
Murphy, Regina L	
OConnor, Angela M	
Stewart, Sherry L.	
Tate, Thomas R.	
Thompson, Shane M	
Urish, Harold	
Vaughan, Kathleen	
Wilder, Jennifer S.	
Employee Type: Certified	Range: 25,000 to 39,999
Allen, Sarah E.	
Bitner, Megan K	
Brown, Amanda G	
Church, Aaron	
Geiger, Jacob W	
Grider, Erin R	
Moschini, Ariana	
Patrick, Amanda M	
Sweet, Kaitlyn	
Employee Type: Certified	Range: 40,000 to 59,999
Alvey, Stephanie L	
Bishop, Stephen J.	
Breweur, Karessa D	
Bricker, Amber L	
Bricker, James Manning	
Carr, Jason A	
Coulter, Erin M.	
Creek, Rebecca L	
Daniels, Stephanie	
Doerr, Lynne A	
Dunn, Jenna L	
Dunn, Stephanie L	
Evans, Jamie N.	
Graham, Teresa	

Gresnam, Teresa
Hallstrom, Tyler J
Halverson, Darci M
Herrmann, Tracy L
Jatkowski, Elizabeth A
Jost, Stacie L
Lox, Lindsey M
Martin, Kimberly K
McCormick, BreAnna L
McCoy, Kari M.
Meyer, Sherry K
Miller, Justin M
Parker, Jennifer K.
Resel, Luanne M
Roberts, Heather Jo
Roderick, Rachel N.
Sager, Shelli K.
Sellers, Jackie M.
Seymour, Darren A.
Shaughnessy, Jennifer Lin
Sorrell, Ashley N
Stremmel, Aaron M
Swardenski, Lindsey N
Tillhof, Mary M
Vass, James C
Walser, Alyssa N
Welsh, William J
White, Devon D
Williams, Annette A
Zerbe, Tiara D
Zimmerman, Nichole M

Employee Type: Certified

Range: 60,000 to 89,999

Belville, James R
Edmonds, Patricia L.
Graham, Gavin R
Martzluf, Cody S
Meyer, Nancy J.
Schafer, Jenifer R.
Schafer, Stephan S.
Schroen III, Robert L.
Teel, Troy D.

Employee Type: Certified

Range: Over 90,000

Alvey, Roger L.
Brown, Keith R
Huene, Janet L
Peterson, Karen R

Employee Type: Non Certified

Range: 1 to 25,000

Aksun, Annette M.
Aksun, Brock
Allison, Graham
Alvarado, Alexis
Bauman, Deborah S
Bevil, Blake

Bevill, Blake
Bevill, Brian C.
Bevill, Molli S
Bordner, Hannah
Bouchez, Brenda L
Bouchez, Teresa A
Brining, Dana D.
Brinkman, Kimberly M
Brown, Karen S.
Burroughs, Zena L
Burton, Haley M
Carr, Peggy A.
Casey, Lauryn
Clark, Joshua A
Cluck, Debra A.
Cluney, Cheryl R.
Cluskey, Vicky L
Cooper, Heidi
Creek, Lucas W
David, Trey J
Diver, Darryl D
Dodge, April L
Downs, Charles W.
Driscoll, Jeffrey P.
Duits, Tracy L
Duley, Jaylin T.
Duley, Trista
Dunbar, Cherie C
Dunn, Stephen H.
Edwards, JoAnn E
Fenwick, Lindsay A
Gerkin, Lewis
Giftos, Anna M
Grandy, Bo
Hardin, Kourtney L
Harmon, Heather J
Harmon, Weston C
Herron, Carolyn E.
Hicks, Molly A
Hill, Trudy L.
Hopkins, Linda G.
Howard, Tara B
Huene, Noah J
Huey, Lynne A.
Humes, Blake

Employee Type: Non Certified

Range: 1 to 25,000

Johnson, Tammy J
Johnston, Debra I.
Jurewicz, Anthony L
Karl, Amanda S
Krumpe, Benjamin M
Leason, Linda L

Lowe, Marcy E
Mahoney, Amy R
Malin, James C
McClain, Amanda G.
McCoy, Chet C
McCullough, Fred A
Meyer, Daniel W
Miller, Heaven
Miller, Victoria R
Milsteadt, Larry
Mohn, Stanley P.
Mucciante, Logan
Murphy, Ryan E
Nash, Dorie L
OConnor, Shawn J
Pincock, Joanna L.
Pollman, Peyton
Potter, Vicky L
Rafool, Beth
Rassi, Amanda
Renken, Valorie L.
Robertson, James L.
Saunders, Jody L
Schoenbrun, Mary K
Schultz, Connie L
Sewell, Jennifer L
Shafer, Savannah
Sheckler, Donita R
Sheckler, Jackson T
Smith, Gerard M
Spenny, Darcey S.
Stanton, John I
Stender, Beverly J.
Stone, Randall B
Svendsen, Holly J
Thomas, Kimberly
VanDusen, Tina L
Walker, Stephanie L.
Weaver, Janet R
Webb, Blake N
Welch, Lynette A.
Westhafer, Bobby J
Williamson, Jimmy L
Wissel, Logan W.

Employee Type: Non Certified

Range: 25,000 to 39,999

Bevill, Mindi S
Dillon, Beverly D
Gohde, Penny S
Heitzman, Trudy D.
Hopper, Jeffrey D
Humes, Misty
Jarrett, Linda E.

Knox, Cheryl A.
Krumpe, Amy J
Markle, Janice S
McGee, Penny L.
Meyer, Dawn M
Mohn, Charlene G
Raffety, Delbert R
Stetler, Rick R.
Strube, Joyce A.

Employee Type: Non Certi

Range: 40,000 to 59,999

Hargrave, Angela M.
Lee, Shirley M.
Rudd, Kandy K.
Webb, Lisa D.
Williams, Melissa D.

Employee Type: Non Certified

Range: 60,000 to 89,999

Employee Type: Non Certi

Range: Over 90,000


Mohn, James L











Vendor Publication Report

Printed: 10/28/2020 8:25:06AM

Illini Bluffs CUSD 327

Vendor Total >
and < or

Vendor Number	Vendor Name	Tot
271	4702 NCPERS - IL IMRF	\$2,680.0
1990	ACCIDENT FUND	\$56,571.0
3267	AEP ENERGY	\$137,218.4
1509	AG-LAND FS, INC	\$38,005.0
18	ALLRED'S FLOOR SER CO	\$9,580.0
999	ALTORFER INC. -REMIT	\$3,506.0
2673	ALYSSA WALSER	\$4,534.4
91	AMEREN ILLINOIS	\$18,098.1
935	AMEREN	\$7,139.7
3852	AMERICAN PATRIOT TREE SERVICES	\$16,250.0
1976	ARMATURE MOTOR & PUMP	\$2,684.5
38	ATLAS SUPPLY CO.	\$4,943.8
3256	AUNT MILLIE'S BAKERIES	\$4,119.8
3600	BANK OF AMERICA NATIONAL	\$114,146.2
52	BARTONVILLE SCH DIST 66	\$20,580.0
3596	BEST ONE	\$2,768.2
3825	BETTER BEVERAGE INC	\$13,881.9
3855	BSN SPORTS LLC	\$4,741.9
3775	CARPET WEAVER'S	\$77,090.0
1865	CARROLL SEATING COMPANY	\$52,376.9
728	CDW COMPUTER CENTERS, INC	\$36,365.1
1860	CENTRAL STATES BUS SALES,	\$131,822.1
3603	CHRISTENBERRY, INC	\$3,167.4
3010	CIE BENEFIT TRUST	\$740,756.6
2926	CL O'BRIEN AND CO	\$9,094.0
2411	CODY MARTZLUF	\$3,408.0
3473	COMMON GOAL SYSTEMS INC	\$12,204.6
3827	CROSSROADS BUILDING SUPPLY	\$5,839.9
294	DAVIS & CAMPBELL LLC	\$21,290.8
1656	DIGITAL COPY SYSTEMS	\$17,791.9
3650	EASTERSEALS CENTRAL IL	\$47,792.0
1355	ELECTRICITY EXCISE TAX	\$7,456.3
3895	ENERGY HARNESS CORP	\$24,832.8
646	ENTEC SERVICES INC	\$15,694.7
3784	ENVIRONMENTAL CONSULTANTS	\$17,167.5
1163	FARMINGTON CENTRAL #265	\$58,271.0
3849	FIRST AMERICAN TITLE INS CO	\$42,598.0
3860	FLEMING DOOR CO	\$8,838.0
348	FOLLETT EDUCATIONAL SVCS.	\$3,617.7
3811	FRONTLINE TECHNOLOGIES	\$14,762.5
3869	Gaggle	\$2,590.0
3595	GEORGE H. RUMP CONST CO.	\$18,860.0
1321	GERMAN - BLISS EQUIPMENT	\$5,961.5
979	GLASFORD STATE BANK FEES	\$5,000.0
2	GLASFORD STATE BANK	\$790,247.4
193	GLASFORD TELEPHONE CO.	\$33,872.2
328	GOPHER SPORTS	\$4,149.9
2818	GORENZ AND ASSOCIATES	\$12,050.0
3900	HAYDEN CONSTRUCTION	\$22,227.0

3900	HAYDEN CONSTRUCTION	\$22,221.0
2151	HEART TECHNOLOGIES, INC	\$218,970.2
3588	HELM MECHANICAL/HELM SERVICE	\$26,023.9
539	HINCKLEY SPRINGS WATER CO	\$4,124.2
2531	HOERR NURSERY	\$18,750.0
3770	HOME DEPOT PRO	\$6,221.4
222	HOUGHTON MIFFLIN - REMIT	\$8,089.5
237	I B FEDERATION OF TEACHERS	\$37,892.1
232	I.M.R.F.	\$246,138.6
989	IASB COMMUNICATIONS DEPT.	\$2,850.0
677	IBHS IMPREST FUND	\$19,770.7
849	IBMS IMPREST FUND	\$12,708.8
256	IL ASSOC OF SCHOOL BOARDS	\$4,113.0
1194	IL DEPT OF REVENUE	\$223,487.4
1618	IL FEDERATION OF TEACHERS	\$16,028.4
2668	ILLCO, INC	\$3,467.9
3602	ILLINI PLUMBING, INC	\$19,893.0
3850	ILLINOIS AMERICAN WATER	\$10,509.3
896	ILLINOIS CENTRAL COLLEGE	\$5,793.0
2486	ING LIFE INSURANCE	\$59,055.0
2344	JASON CARR	\$2,933.5
3584	JESSICA PARKER	\$22,337.3
1824	JIM MOHN	\$4,336.7
3888	Johnco Construction, Inc.	\$48,227.4
3883	JW`S REMODELING INC	\$3,500.0
3107	KANSAS STATE BANK	\$151,793.5
2278	KAREN PETERSON	\$4,221.7
1907	KEITH BROWN	\$4,180.0
3405	KEITH ENGINEERING DESIGN	\$6,600.0
2774	KENYON & ASSOCIATES	\$53,970.7
504	KOHL WHOLESALE	\$41,147.9
3668	LANDMARK FORD	\$28,322.0
324	LIMESTONE COMM DIST 310	\$40,103.5
1741	LOCKER ROOM - Garry Scud	\$3,974.3
3351	M & O ENVIRONMENTAL	\$28,900.0
3875	MADISON COUNTY REGIONAL OFFICE OF EDU	\$2,550.0
3782	MARCO TECHNOLOGIES LLC	\$48,036.5
2063	MASTERCARD CORP PYMT CTR	\$454,936.4
331	MCGRAW-HILL EDUCATION	\$7,530.1
3078	MECHANICAL SERVICE, INC	\$686,604.0
3778	MEDIA TECHNOLOGIES	\$69,250.9
3776	MENARDS	\$3,008.8
3890	MID-ILLINOIS COMPANIES	\$8,950.0
3034	MIDSTATE ELECTRIC, INC	\$35,146.0
3783	MIDWEST SERVICE GROUP	\$40,220.0
826	MIDWEST TRANSIT EQ., INC.	\$3,309.7
3777	MOVING MINDS	\$2,693.6
3867	NORWOOD #63	\$12,840.0
1841	O'REILLY AUTO PARTS	\$2,655.4
3144	OSF HEALTHCARE	\$52,455.2
2979	OWENS DESIGN GROUP	\$14,809.4
3779	PACE SYSTEMS INC	\$89,736.1
3630	PDC LABORATORIES, INC	\$2,975.0
3889	PEORIA COUNTY COLLECTOR	\$3,177.5
2390	PEORIA PUBLIC SCHOOL	\$59,902.3
171	PERFORMANCE FOODSERVICE	\$41,362.4

171	PERFORMANCE FOODSERVICE	\$41,302.4
3177	PPG ARCHITECTURAL FINISH	\$2,726.7
2632	QUICK ELECTRICAL, INC	\$75,384.3
933	QUILL CORPORATION REMIT	\$8,608.6
455	REGIONAL OFFICE OF EDUCAT	\$5,083.5
1217	RENAISSANCE-REMIT	\$6,772.5
1391	RESOURCE SHARING ALLIANCE	\$3,732.0
3286	ROCOR INDUSTRIES	\$2,923.1
3296	ROCOR	\$22,317.1
2645	ROGER ALVEY	\$2,897.8
477	S/S BUILDERS HARDWARE	\$2,907.8
3767	SALLY RATTY	\$10,000.0
119	SANDBERG CO.	\$4,663.0
1220	SCHOLASTIC INC	\$4,925.5
2107	SCHOOL OUTFITTERS	\$4,854.2
285	SCHOOL SPECIALTY INC/REMT	\$3,963.1
2857	SEICO, INC	\$16,092.3
3896	SERV-U	\$13,441.5
3696	SPECIALIZED DATA SYSTEMS, INC	\$21,249.5
711	STEPHEN J. BISHOP	\$4,475.0
590	TEACHERS RETIREMENT SYSTM	\$351,470.8
1350	TEACHERS` HEALTH INS 2	\$78,881.3
3781	TECHNOLOGY RESOURCE ADV	\$17,920.0
1070	THE UNLAND COMPANIES	\$77,406.0
3881	THOMPSON ELECTRONICS CO	\$44,550.0
3903	Truck Centers, Inc	\$9,627.3
3887	TSA CONSULTING GROUP, INC	\$12,272.0
3416	TYLER TECHNOLOGIES INC	\$3,150.0
1794	TYLEX	\$30,473.8
3810	UPSTAGING LIGHTING	\$11,600.0
3809	USA CONTAINERS	\$6,361.5
2306	VERIZON WIRELESS	\$3,398.7
3403	VERKLER TRUCK SALES INC	\$10,633.3
1046	VONDERHEIDE FLOOR	\$25,625.3
1997	WASTE MANAGEMENTof ILL	\$11,369.5
3194	WESTERN SPECIALTY	\$3,791.1
569	WOODLEY`S FARMS	\$5,400.0
3780	WORTHINGTON DIRECT	\$5,656.9

Specialized Data Systems, Inc.
D:\ts\IB327\sds\8\Finance\Swf_APT3.RPT

or = \$2,499.99

= \$999,999.00


al
10
10
12
13
10
10
13
7
7
10
16
14
17
12
10
10
12
12
10
11
6
6
10
12
10
10
12
10
18
19
18
19
10
14
10
10
10
10
13
10
10
10
18
17
13
10
10

0
7
9
5
0
5
1
1
3
0
1
7
0
6
7
0
2
4
5
0
9
0
8
9
0
4
4
5
0
0
7
0
0
2
0
0
0
6
3
5
5
2
6
0
6
0
6
6
7
0
5
0
8
2
0
0
9
6



10
'4
17
15
10
10
10
7
1
16
11
10
10
16
13
2
10
15
10
10
11
16
10
10
10
13
10
10
15
10
10
'4
18
15
15
8
10
15





Vendor Publication Report

Printed: 10/28/2020 8:23:30AM

Illini Bluffs CUSD 327

Vendor Total >

and <

Vendor Number	Vendor Name	Tot
721	A & B SANITARY SERVICE	\$1,546.8
3063	ACE IN THE HOLE	\$2,487.0
3882	ADVERTISING CONSULTANTS	\$1,495.0
39	AUTO GLASS OF ILLINOIS	\$1,125.4
3243	BEVCHEM SOLUTIONS LLC	\$2,335.7
2300	BLACKBOARD CONNECT INC.	\$1,559.2
3826	BRIAN SCHWARTZ	\$1,595.9
3051	BRIGHT DIRECTIONS COLLEGE	\$2,400.0
3343	BUBBA DUMP	\$1,514.0
3628	BULL TREE SERVICE INC	\$1,200.0
1099	BUREAU OF ED & RESEARCH	\$1,384.0
1329	CAMILLE'S OF CANTON, INC.	\$1,478.5
3247	CHARLES WHITE	\$2,099.7
3436	COYOTE CREEK GOLF CLUB	\$1,250.0
3790	Dawson Fabrication Inc	\$1,437.0
188	DR. DANIEL HOFFMAN	\$1,445.0
3092	e2e EXCHANGE	\$1,250.0
2899	EDMENTUM	\$1,200.0
3098	ESGI	\$1,253.0
3820	FIRST AMERICAN TITLE CO	\$2,000.0
1453	GETZ FIRE EQUIPMENT CO.	\$2,378.8
182	GLASFORD GAZETTE INC	\$1,000.8
227	I.B.H.S. ACTIVITY FUND	\$1,672.5
1528	IL CENTRAL COLLEGE	\$2,467.6
264	IL OIL MARKETING EQ. INC	\$1,158.2
3793	ILLINOIS SCIENCE & TECH INSTITUTE	\$1,500.0
1040	JOSTENS	\$1,404.8
2103	KROGER	\$1,795.3
536	LISA D. WEBB	\$1,526.0
1412	LYNNE A. HUEY	\$2,400.0
3684	PEORIA CHARTER COACH	\$2,210.0
3072	PLEASANT VALLEY MIDDLE	\$1,834.0
3865	PREWIRE NETWORK CABLING & COMMUNICA	\$1,850.0
2765	RACHEL RODERICK	\$2,250.0
624	RAGAN COMMUNICATIONS	\$1,950.4
821	RAY DENNISON CHEVROLET	\$1,262.0
3622	REBECCA CREEK	\$1,158.0
480	SAFETY KLEEN CORPORATION	\$1,021.8
3633	SARAH ALLEN	\$1,158.0
936	SCHAEFFER MFG. CO.	\$2,493.6
3879	SHAWN O'CONNOR	\$1,304.0
1900	SHERWIN WILLIAMS	\$1,946.4
110	STAN BYERLY SOUND SYSTEMS	\$1,839.8
3880	STATE DISBURSEMENT UNIT	\$1,569.7
3636	SUNGARD WINDOW FASHIONS	\$2,310.0
3111	TIMBERLINE BILLING	\$1,526.7
3868	Troxell Communications	\$1,459.0
3824	UNITED STATES TREASURY	\$1,564.8
552	VILLAGE OF GLASFORD	\$1,802.7

332
3567

VILLAGE OF GLASFORD
WHEELS OF FREESTYLE, INC

\$1,092.7
\$1,097.0


Specialized Data Systems, Inc.
D:\ts\IB327\sds\8\Finance\Swf_APT3.RPT

or = \$1,000.00

or = \$2,499.99

al
15
10
10
14
17
15
14
10
17
10
10
15
19
10
10
10
10
10
10
10
15
17
10
18
14
10
15
14
13
10
10
10
10
10
12
10
14
10
12
12
17
18
15
10
13
10
16
16

0
10



Vendor Publication Report

Printed: 10/28/2020 8:21:16AM

Illini Bluffs CUSD 327

Vendor Total

and

Vendor Number	Vendor Name	To
3854	3P LEARNING INC	\$990.0
3666	AMANDA PATRICK	\$600.0
3554	AMAZON CAPITAL SERVICES	\$650.0
29	AMERICAN PEST CONTROL INC	\$800.0
2544	APPLE INC.	\$500.0
3759	CASEY'S BUSINESS	\$501.0
1808	CHUCK'S TOWING & RECOVERY	\$625.0
112	CONNOR CO.	\$731.0
3828	DANCING DRUM	\$950.0
3829	DAVIS SAND & GRAVEL	\$919.0
3045	EAST PEORIA TIRE	\$636.0
3320	EIA, INC.	\$566.0
3832	FINK TRUCKING LLC	\$650.0
3876	FOX TALES INTERNATIONAL	\$667.0
3080	GERBER LIFE	\$500.0
2555	HAVANA PRINTING CO	\$820.0
235	I B BUSINESS OFFICE-IMPRES	\$896.0
2504	IDEMIA	\$500.0
1104	ILLINOIS PRINCIPALS ASSOC	\$634.0
1553	INTERSTATE ALL BATTERY	\$558.0
2374	IWIRC	\$634.0
2734	IXL LEARNING	\$795.0
3863	L.E. VAUGHN, ARCHITECT LLC	\$700.0
1664	MCKEE ENVIRONMENTAL	\$850.0
1917	NAPA AUTO PARTS	\$763.0
2234	NCS PEARSON	\$920.0
3898	OAK GROVE #68	\$620.0
983	P.E.R.F.E.C.T.	\$700.0
2212	PENCE'S AG REPAIR, INC	\$688.0
3467	SCHOOLMATE	\$775.0
508	SPRINGFIELD ELECTRIC REMI	\$716.0
433	VICTORY ACRES	\$780.0
853	WILSON PAPER CO	\$538.0
3618	WOODBURN PRESS	\$885.0


Specialized Data Systems, Inc.
D:\ts\IB327\sds\8\Finance\Swf_APT3.RPT

l > or = \$500.00

l < or = \$999.99

total

- 00
- 00
- 93
- 00
- 00
- 84
- 00
- 47
- 00
- 32
- 48
- 31
- 00
- 00
- 00
- 00
- 00
- 67
- 00
- 00
- 05
- 50
- 00
- 00
- 00
- 00
- 38
- 25
- 00
- 00
- 00
- 50
- 00
- 00
- 13
- 95



	A	B
1	REPORT ON CONTRACTS EXCEEDING \$25,000 AWARDED DURING FY2020	
3		
4	In conformity with sub-section (c) of Section 10-20.44 of the School Code [105 ILCS 5/10-20.44], the following information is required to be submitted in conjunction with submission of the Annual Statement of Affairs [105 ILCS 5/10-17].	
6	INSTRUCTIONS: Double click attached document "Contracts Exceeding \$25,000 Guidance" (pdf) below for additional guidance and definitions.	
7	<div style="border: 1px dashed black; padding: 10px; width: fit-content; margin: 0 auto;"> <p>Contracts Exceeding \$25,000 Guidance</p> </div>	
8		
10	ITEM 1. – Count only contracts where the consideration exceeds \$25,000 over the life of the contract and that were awarded during FY2020 and record the number below in the space provided. Do not include: (1) multi-year contracts awarded prior to FY2020; (2) collective bargaining agreements with district employee groups; and (3) personal services contracts with individual district employees.	
12	ITEM 2. – Aggregate the value of consideration of all contracts included in item 1 and record the dollar amount below in the space provided.	
14	ITEM 3. - Count only contracts where the consideration exceeds \$25,000 over the life of the contract that were awarded during FY2020 to minority, female, disabled or local contractors and record the number below in the space provided. Do not include: (1) multi-year contracts awarded prior to FY2020; (2) collective bargaining agreements with district employee groups; and (3) personal services contracts with individual district employees.	
14	ITEM 4. – Aggregate the value of consideration of all contracts included in item 3 and record the dollar amount below in the space provided.	
16	1. Total number of all contracts awarded by the school district:	34
17		(Enter Number Above)
18	2. Total value of all contracts awarded:	2,725,595
19		(Enter \$ Amount Above)
20	3. Total number of contracts awarded to minority owned businesses, female owned businesses, businesses owned by persons with disabilities, and locally owned businesses:	0
21		(Enter Number Above)
22	4. Total value of contracts awarded to minority owned businesses, female owned businesses, businesses owned by person with disabilities, and locally owned businesses:	0
23		(Enter \$ Amount Above)