



Jackson County

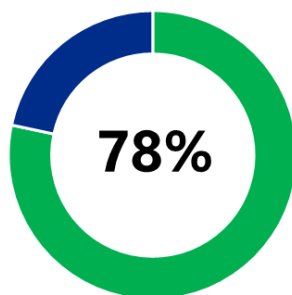
13 Connected Community Schools



FALL 2021 DATA SNAPSHOT: 2021 SENIORS

2020-2021	Seniors Met
Number of Seniors	1293
Total 1:1	1013
College Advisor 1:1	797
Career Advisor 1:1	202
Percentage Reached	78%

Seniors Met 2020-2021

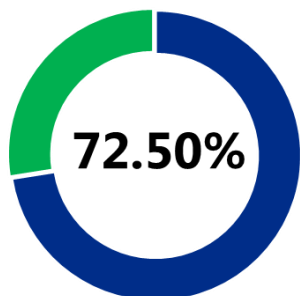


Data Taken from CCAC Performance Report Data Trackers

Data Taken from MISSG Yearend 10/10/21 2020-2021 TIP Completion Rate					
School Year	Total Number of Seniors	Total Eligible TIP Seniors	Percentage of Total Eligible Seniors	Total of Eligible Seniors w/ FAFSA Completed	Percentage of Eligible Seniors w/ FAFSA Completed
2020-2021	1108	527	47.56%	262	49.72%

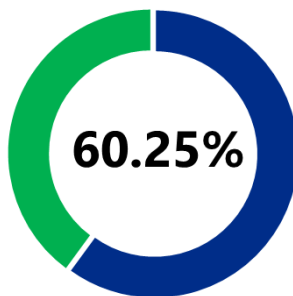
FAFSA Completion
2019-2020
968/1335 Seniors

Last Year



FAFSA Completion
2020-2021
779/1293 Seniors

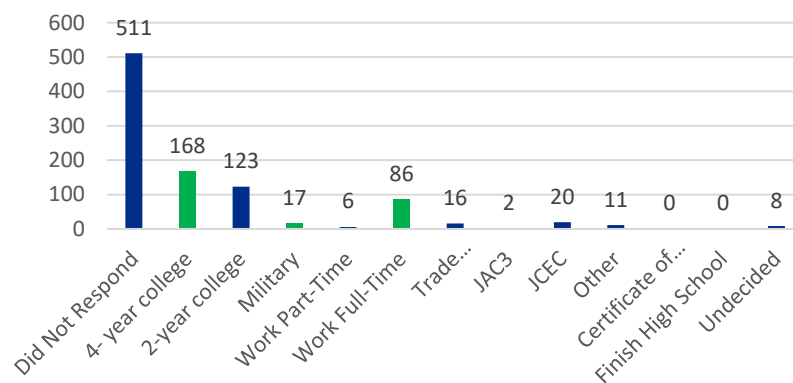
This Year



Data Taken from <https://studentaid.ed.gov/sa/about/data-center/student/application-volume/afsa-completion-data>

County Wide Summer Melt 2021 Results

Seniors Contacted 466/977



Data Taken from CCAC Summer Melt Data Trackers

Data Taken from Jackson Community Foundation Direct Report

2021 Jackson Community Foundation Scholarships: Seniors Only

