



**Cass Lake-Bena
School District**

2021 World's Best Workforce Report

October 2021

Cass Lake-Bena School District Strategic Plan

The mission of Cass Lake-Bena Schools is to educate, support, and prepare all learners for future success. The vision of the Cass Lake-Bena Schools is to ensure all learners achieve their highest level of critical thinking and creativity.

We believe:

- All students can learn and excel;
- All students should be offered an education developed to meet their individual needs;
- Educational excellence requires effective leadership, high expectations, teamwork, and responsible allocation of resources at all levels of the organization;
- Learning occurs best in a safe, nurturing, and respectful environment;
- A learning rich culture provides opportunities for equity, collaboration, critical thinking, creative problem solving risk-taking, and celebrating success;
- In order to support a bright, hopeful future, we must be mindful, and give proper respect to our past and to individual diversity; and
- Collaboration between home, school, and community has a positive effect on each student.

Demographics

The Cass Lake-Bena Schools are located on the Leech Lake Indian Reservation and proudly serves a student population rich in Ojibwe culture and history. The information below provide the enrollment data and the percentages of low income students, minority students and students receiving special education services. The Minnesota Department of Education calculates and reports this data each year. (Minnesota Report Card)

School Years	District Enrollment	Poverty	Special Ed	Minority
2018	1,207	81.4%	21.9%	93.0%
2019	1,211	92.0%	24.1%	92.7%
2020	<i>Unable to report</i>	<i>Unable to report</i>	<i>Unable to report</i>	<i>Unable to report</i>
2021	1,107	66.1%	21.5%	93.0%

2021 WORLD'S BEST WORKFORCE GOALS AND RESULTS

What is the World's Best Workforce (WBWF)?

The World's Best Workforce bill was passed in 2013 to ensure every school district in the state is making strides to increase student performance. Each year school districts develop a plan that addresses the following five goals:

- All students are ready for school
- All third-graders can read at grade level
- All racial and economic achievement gaps between students are closed.
- All students are ready for career and college.
- All students graduate from high school.

School districts create their own plan to align curriculum and instruction so students are college and career ready. This WBWF report is meant to provide you with information on the student achievement goals that have been established in Cass Lake-Bena School District's Plan. **However, with the COVID-19 Pandemic starting in 2020 where there was no testing at all in the state and the pandemic continuing into 2021 resulting in but with no accountability calculations state-wide, Cass Lake-Bena and the rest of the schools throughout the state maintain their 2019 accountability ratings.** *In the effort to make up for learning loss during this time, the Cass Lake-Bena District Leadership Team has declared a 10% increase in all of the goals above, with the exception of maintaining a 100% goal for all students graduate from high school.*

Goal #1: All Students Ready for School

Based on spring 2019 IGDIs Early Math and Reading Measures, 63% of the students enrolled at the Curiosity Center were at benchmark level in Literacy and 63% in Math. *Our goal is to increase these numbers by 10%.*

Goal #2: All Students in Third Grade Achieving Grade-Level Literacy

Grade 3 MCA Reading proficiency in 2019 decreased by 3.3% from 2018. Proficiency in 2019 was 35.5%. *Our goal is to increase in this grade level by 10%.*

Goal #3: Closing the Academic Achievement Gap Among All Groups

Reading

CLB District 2019 MCA Reading proficiency for ALL students increased by 1.0% from 2018 but short of our goal to increase by 5.7%. Proficiency in 2019 was 37.3%. CLB District performed below the State proficiency of 59.7%. Proficiency did increase significantly from 2018 to 2019 in Grade 7 by 10.1% and in Grade 8 by 13.8%. *Our goals are to increase in all these grades by 10%.*

CLB District American Indian 2019 MCA Reading proficiency increased from 2018 by 1.2% to 34.5%. CLB District Free & Reduced 2019 MCA Reading proficiency decreased from 2018 by 1.7% to 33.4%. CLB District Special Ed 2019 MCA Reading proficiency increased from 2018 by 2.0% to 17.5%. *Our goals are to increase in these categories by 10%.*

Mathematics

CLB District 2019 MCA Mathematics proficiency for ALL students increased by 2.2% from 2018 but short of our goal to increase by 6.6%. Proficiency in 2019 was 27.6%. CLB District performed below the State proficiency in all grades. Proficiency increased from 2018 to 2019 in Grades 3, 6, 7, and 8. The 8th grade increased by 14.2%. *Our goals are to increase in these grade levels by 10%.*

CLB District American Indian 2019 MCA Math proficiency increased from 2018 by 2.2% to 25.1%. CLB District Free & Reduced 2019 MCA Math proficiency increased from 2018 by .4% to 23.9%. CLB District Special Ed 2019 MCA Math proficiency increased from 2018 by 5.2% to 17.6%. CLB District performed below the State proficiency in all subgroups. *Our goals are to increase in these categories by 10%.*

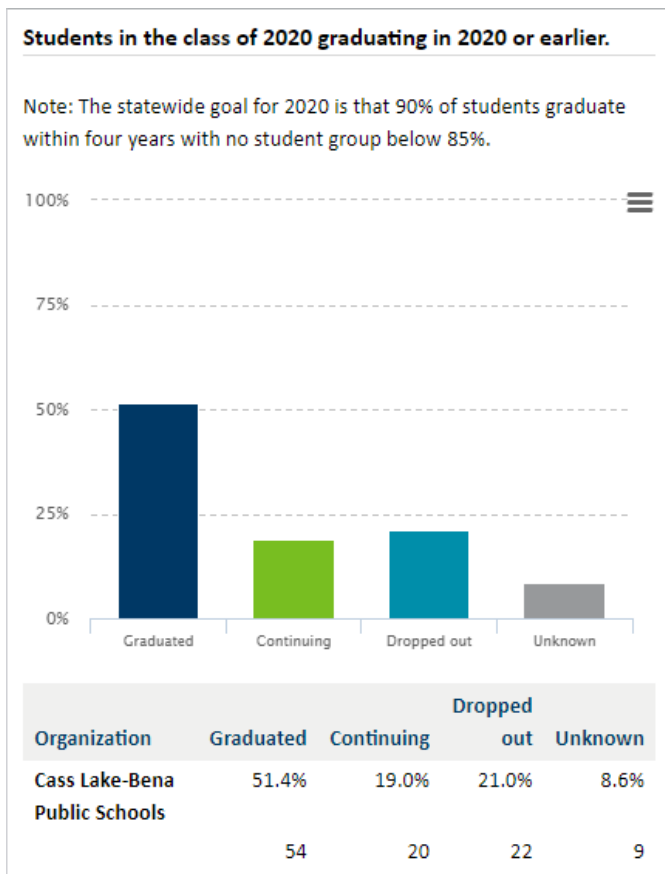
Goal #4: All Students Career and College Ready by Graduation

CLB District Grade 8 Math proficiency increased by 12.2% to 30.0%. CLB Middle School Grade 8 Math proficiency increased by 12.5% to 30.4%. *Goals in these areas were met but we will maintain our goal to increase in this by 10%.*

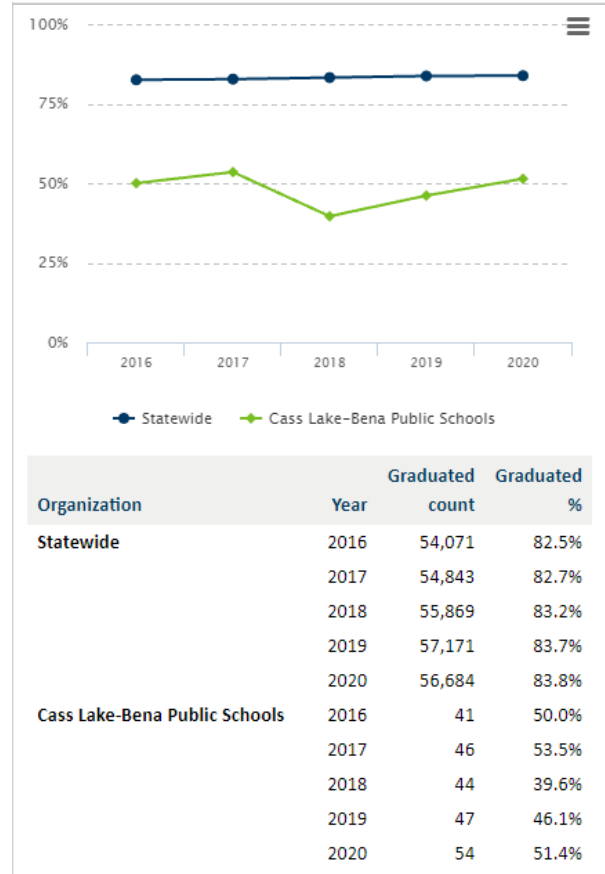
Goal #5: All Students Graduate

CLB District High School 2020 graduation rate increased to 51.4% from 46.1% in 2019. *We are maintaining to strive for 100% graduation rate for our district.*

CL-B 4-Year Graduation Rate



Statewide vs CL-B Graduation Rate Trend

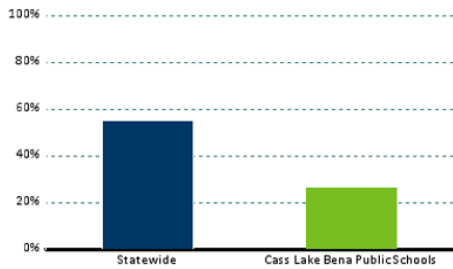


2021 Comparison of State and District Wide Results

Again, we maintain our 2019 MCA Testing ratings which are available on the CLB District webpage. But for the purpose of reporting the effects of the pandemic on our non-accountability testing in 2021 school year compared to the accountability testing in 2019 and all years prior that have been reported, the following are snap shots on what those results look like not only district-wide, but state-wide, as well:

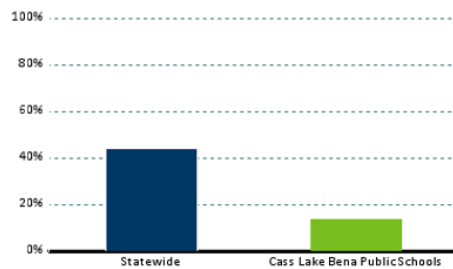
Summary Proficiency and Achievement Levels - MATH

2019 Summary Proficiency



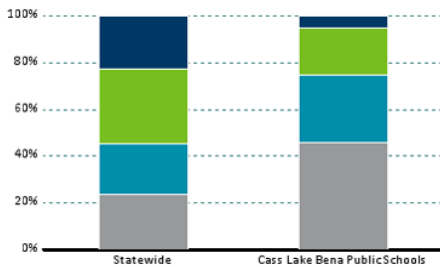
Organization	Percent Proficient	Number Tested
Statewide	55.0%	448,859
Cass Lake-Bena Public Schools	26.3%	590

2021 Summary Proficiency



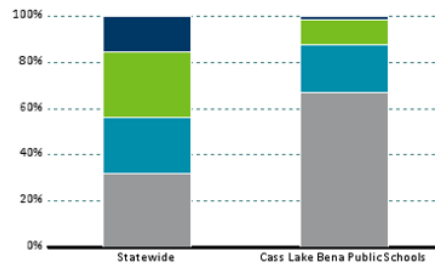
Organization	Percent Proficient	Number Tested
Statewide	44.2%	342,759
Cass Lake-Bena Public Schools	13.8%	407

2019 Achievement Level



Measure	Exceeds	Meets	Partially Meets	Does Not Meet
Statewide	22.5%	32.4%	21.4%	23.7%
Cass Lake-Bena Public Schools	5.0%	20.5%	28.6%	45.9%

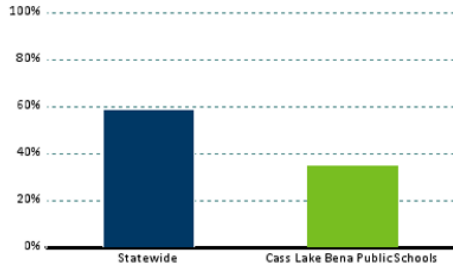
2021 Achievement Level



Measure	Exceeds	Meets	Partially Meets	Does Not Meet
Statewide	15.3%	28.6%	24.0%	32.0%
Cass Lake-Bena Public Schools	1.8%	10.5%	20.6%	67.2%

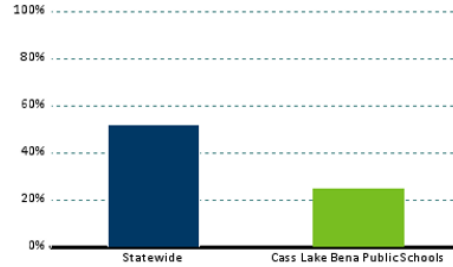
Summary Proficiency and Achievement Levels - *READING*

2019 Summary Proficiency



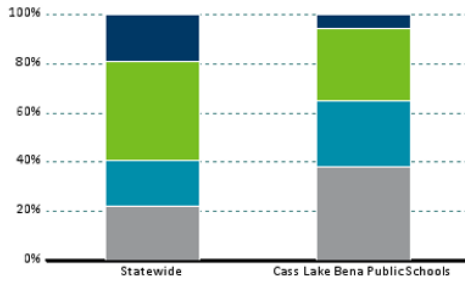
Organization	Percent Proficient	Number Tested
Statewide	59.1%	448,778
Cass Lake-Bena Public Schools	34.9%	582

2021 Summary Proficiency



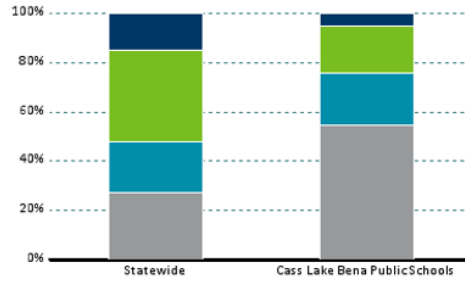
Organization	Percent Proficient	Number Tested
Statewide	52.3%	349,059
Cass Lake-Bena Public Schools	24.5%	420

2019 Achievement Level



Measure	Exceeds	Meets	Partially Meets	Does Not Meet
Statewide	19.1%	40.0%	18.9%	22.0%
Cass Lake-Bena Public Schools	6.0%	28.9%	27.0%	38.1%

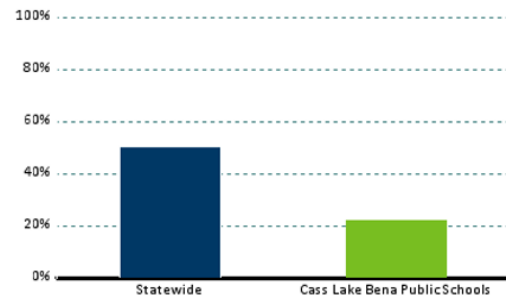
2021 Achievement Level



Measure	Exceeds	Meets	Partially Meets	Does Not Meet
Statewide	14.9%	37.4%	20.4%	27.2%
Cass Lake-Bena Public Schools	5.2%	19.3%	21.0%	54.5%

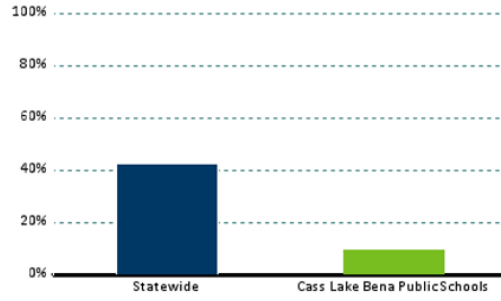
Summary Proficiency and Achievement Levels - SCIENCE

2019 Summary Proficiency



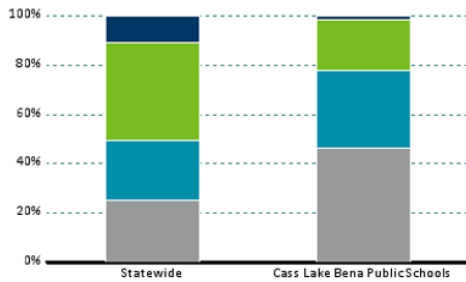
Organization	Percent Proficient	Number Tested
Statewide	50.4%	186,765
Cass Lake-Bena Public Schools	22.1%	222

2021 Summary Proficiency



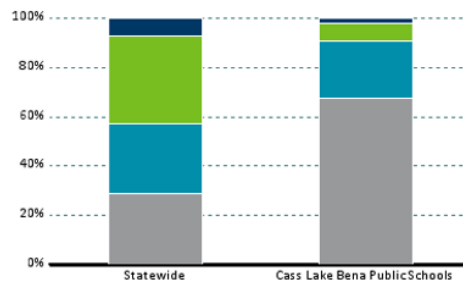
Organization	Percent Proficient	Number Tested
Statewide	42.7%	134,567
Cass Lake-Bena Public Schools	9.3%	162

2019 Achievement Level



Measure	Exceeds	Meets	Partially Meets	Does Not Meet
Statewide	11.1%	39.3%	24.4%	25.2%
Cass Lake-Bena Public Schools	1.8%	20.3%	31.5%	46.4%

2021 Achievement Level



Measure	Exceeds	Meets	Partially Meets	Does Not Meet
Statewide	7.4%	35.3%	28.6%	28.7%
Cass Lake-Bena Public Schools	1.9%	7.4%	23.5%	67.3%

8-Year Trend Proficiency and Achievement Levels

CLB DISTRICT	8-year Trend Proficiency								2021 Achievement Levels			
	2014	2015	2016	2017	2018	2019	2020	2021	Exceeds	Meets	Partially	Does Not
Math - ALL Students	30.2	30.6	26.4	23.0	24.8	26.3	-	13.8	2.7	11.1	20.4	65.8
Reading - ALL Students	33.3	32.7	35.8	36.9	35.2	35.3	-	25.9	5.8	20.0	20.7	53.4
Science - ALL Students	19.4	16.7	22.5	27.2	17.8	23.1	-	12.5	4.2	8.3	22.6	64.9

CONSISTENT ATTENDANCE

The Cass Lake-Bena Schools focus on improving attendance, building self-esteem, and nurturing relationships with students and families. Cass Lake-Bena Schools promote consistent, daily school and class attendance.

According to the MN Report Card, the North Star Consistent Attendance guidelines are a measure of students who attend school on a regular basis and are not frequently absent. A student is considered consistently attending if they attend more than 90 percent of the time the student is enrolled during the year.

In the 2019 WBWF Report, it was reported Cass Lake- Bena students were 54.9% not consistently attending school, whereas the state average was 85.6%. Due to COVID-19, 2020-2021 accountability data is not available for this area.

NOTIFICATIONS

ASBESTOS

As a result of federal legislation (Asbestos Hazard Emergency Response Act—AHERA), each primary and secondary school in the nation is required to complete a stringent inspection for asbestos and to develop a plan of management for all asbestoscontaining building materials. CLBS has a goal to be in full compliance with the law and is following the spirit, as well as, the letter of the law. As a matter of policy, the district shall continue to maintain a safe and healthful environment for our community's youth and employees. In keeping with this legislation, all buildings (including portables and support buildings) owned or leased by CLBS were inspected by an EPA accredited inspector and samples were analyzed by an independent laboratory. Based on the inspection, the school prepared and the state approved a comprehensive management plan for handling the asbestos located within its buildings safely and responsibly. Furthermore, CLBS has completed the 3-Year Re-inspections required by AHERA. Our district buildings, where asbestoscontaining materials were found, are under repair and/or removal. Federal laws require a periodic walk-through (called "surveillance") every six months of each area containing asbestos. MacNeil Environmental, Inc. will accomplish this under contract. Short-term workers (outside contractors—i.e. telephone repair workers, electricians and exterminators) must be provided information regarding the location of asbestos in which they may come into contact. All short-term workers shall contact the head custodian in the building before commencing work to be given this information. CLBS has a list of the locations and types of asbestos containing materials found in each school building and a description and time-table for their proper management. A copy of the Asbestos Management Plan is available for review in the District Office. Copies are available at 25 cents per page. Questions related to the plan should be directed to MacNeil Environment, Inc. at (800) 642-6730.

PESTICIDES

Minnesota Law requires schools to inform parents and guardians if they apply certain pesticides on school property. CLBS utilizes a licensed, professional pest control service for the prevention and control of rodents, insects, and other pests in and around district buildings. This program consists of: 1. Inspection and monitoring to determine whether pests are present and whether any treatment is needed. 2. Recommendations for maintenance to help eliminate pests without the need for pest control materials. 3. Utilization of non-chemical measures such as traps, caulking, and screening. 4. Application of EDA—registered pest control materials when needed. Pests sting, bite, cause contamination, damage property and spread disease. Therefore, we must prevent and control pests. The long-term health effects on children from pest control materials, or the class of materials to which they belong, may not be fully understood. All pest control materials are chosen and applied according to label directions per Federal Law. You can contact the District Office for a schedule of interior pest control inspections and possible treatment. A similar schedule is available for herbicides and other materials for school grounds. Parents of students may request to receive, at their expense, prior notification of any applications of pest control materials, should an application be deemed necessary on a day different from the days specified on the schedule.

INDOOR AIR QUALITY

CLBS has an Indoor Air Quality (IAQ) Plan in place that will help monitor and improve the quality of air in all school district buildings. The goal of the plan is to provide a safe, comfortable and productive environment for our students and staff so that we achieve our core mission—educating students. The objectives of the IAQ Plan are to:

- Reduce the levels of indoor air pollution through prevention measures such as routine maintenance activities, periodic building evaluations and inspections and IAQ specific policies.
- Provide and maintain adequate fresh air exchange by repairing and maintaining ventilation equipment.
- Respond to IAQ related questions, concerns, and problems in a thorough and prompt manner and to communicate the progress of investigations and their resolutions to all interested parties.
- Follow all U.S. Environmental Protective Agency (EPA) regulations and guidelines. The school administration and School Board are committed to providing the necessary support to meet the district's IAQ plan objectives. If you have questions or concerns regarding the district's IAQ plan or procedures, please contact the Superintendent at 335- 2204, ext. 6011.

FREE LUNCH AND BREAKFAST FOR ALL CLBS STUDENTS

Cass Lake-Bena Schools will once again be serving breakfast and lunch to all students regardless of income. This is a huge savings to all families in our district that have children in school. We still encourage parents to fill out the economic indicator forms (free and reduced forms) so that we can continue this benefit in our schools. Forms are available at all school offices.