TYLER ISD
2021 Redistricting

Initial Assessment

BICKERSTAFF HEATH DELGADO ACOSTA LLP

3711 S. MoPac Expressway
Building One, Suite 300
Austin, Texas 78746
(512) 472-8021

www.bickerstaff.com

©2021
Bickerstaff
Heath Delgado Acosta LLP

REDISTRICTING
Applicable Law
Three Principles, plus

"One person – one vote"
(equal population)

Voting Rights Act § 2
(nondiscrimination)

Shaw v. Reno
(limits use of race)

Plus, as diagnostic tool:
Voting Rights Act § 5
(retrogression)

©2021
Bickerstaff
Heath Delgado Acosta LLP

Redistricting

One Person - One Vote

- **U.S. Constitution – single-member districts must have *approximately equal populations***
- **Rule of thumb: total deviation < 10%**
  - **Compare most populous and least populous districts to "ideal"–sized district**
  - **Add both departures from ideal together**

©2021
Bickerstaff
Heath Delgado Acosta LLP

Example Deviation Calculation

District	Ideal district	District total pop.	Difference	Deviation
A	10,000	11,000	1000	+ 10.0 percent
B	10,000	10,750	750	+ 7.5 percent
C	10,000	10,250	250	+ 2.5 percent
D	10,000	8,000	- 2000	- 20.0 percent
Totals:	40,000	40,000	net= 0	net= 0 percent

Total maximum deviation = difference between most populous and least populous districts = 10 percent + 20 percent = 30 percent.

©2021
Bickerstaff
Heath Delgado Acosta LLP

Available Census Data

PL94-171 File

- **"Census block" level**
  - Total population
  - VAP (voting age population)
  - Race
  - Hispanic origin

©2021 Bickerstaff Heath Delgado Acosta LLP

What Population Do You Use?

Total Population	VAP (Voting Age Population)
• To determine one person - one vote	• To measure voting rights issues

©2021 Bickerstaff Heath Delgado Acosta LLP

Section 2 of the Voting Rights Act

- **No discrimination on basis of race or language minority status**
- **Generally, avoid *cracking* or *packing***
- ***Cracking or fracturing* is dividing minority voters to fragment their voting power.**
- ***Packing* is concentrating minority voters when dividing them would permit the group to elect their candidates of choice in more than one district**
- **Other practices can also violate Section 2**

©2021
Bickerstaff
Heath Delgado Acosta LLP

14th Amendment (*Shaw v. Reno*)

Limits race-based decision making, including redistricting

Was race the predominant consideration in drawing a redistricting plan?

If so, is the plan a *narrowly tailored* means of addressing a *compelling governmental interest*?

©2021 Bickerstaff Heath Delgado Acosta LLP

Section 5 of the Voting Rights Act

- Preclearance no longer required (*Shelby County v. Holder* (2013))
- Section 5 standard is "retrogression"
  - Are minorities worse off under the new system?
  - No discriminatory purpose or effect
- Still a useful diagnostic tool to identify potential Section 2 issues

©2021
Bickerstaff
Heath Delgado Acosta LLP

Benchmark

- The benchmark is the standard against which retrogression is measured.
- The benchmark is 2020 Census data superimposed on the last legally enforceable plan (typically, 2011 lines).

©2021 Bickerstaff Heath Delgado Acosta LLP

Adopt Criteria

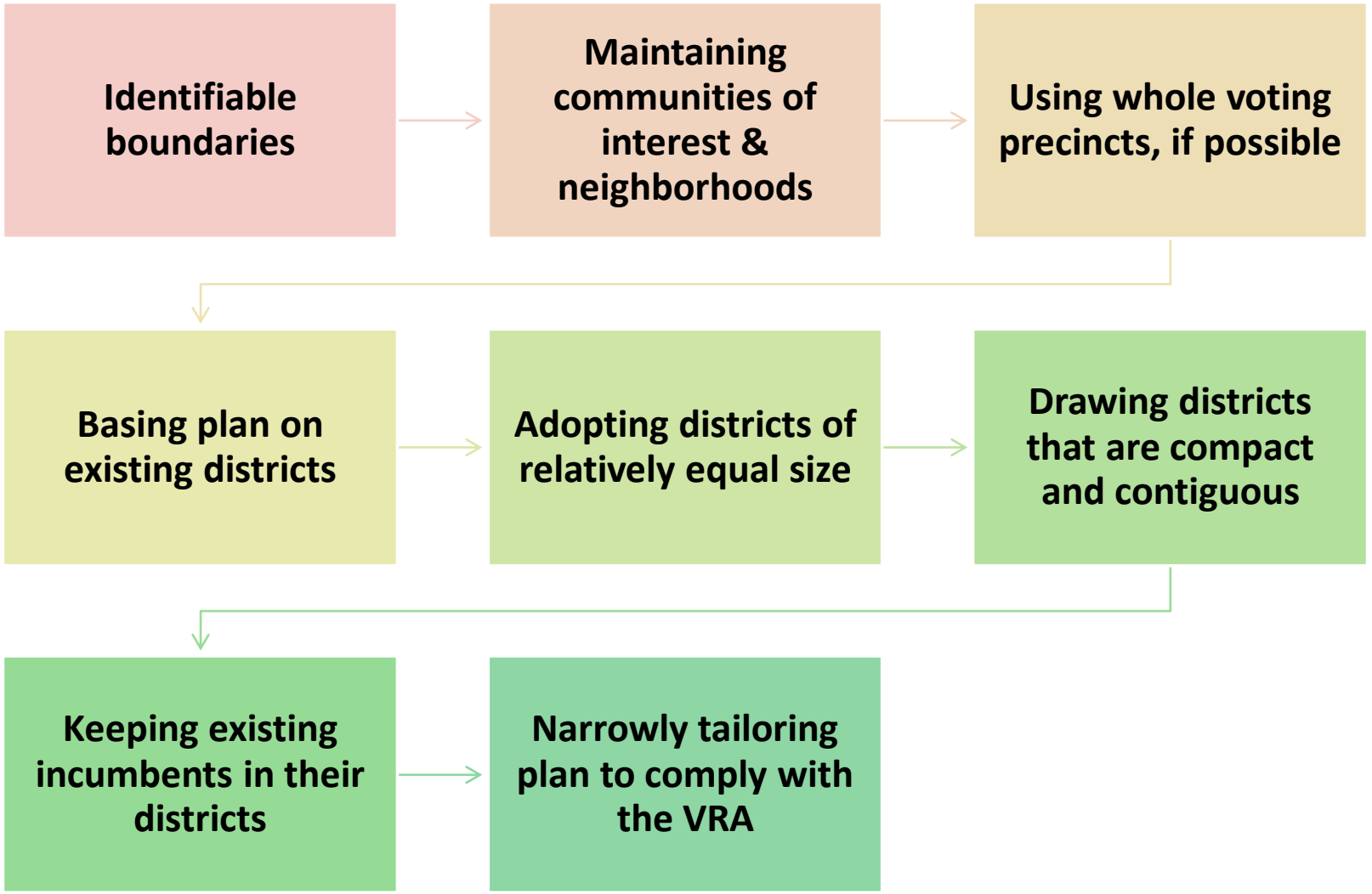

©2021
Bickerstaff
Heath Delgado Acosta LLP

Plan Development Elements

- Initial Assessment
- Adopt plan criteria, guidelines
- Develop illustrative plan(s)
- Public comment / hearing
- Analyze comments
- Adopt final plan
- Implementation
- Reconfigure election precincts

©2021
Bickerstaff
Heath Delgado Acosta LLP

Proposed Redistricting Timeline

- 1018/21 at 11 a.m. – Initial Assessment
- 11/4/21 at 11 a.m.– Drawing work session I
- 12/2/21 at 11 a.m. – Drawing work session II
- TBD – Final adoption

©2021
Bickerstaff
Heath Delgado Acosta LLP

Tyler ISD

2011 Districts with 2020 Census Data

©2021
Bickerstaff
Heath Delgado Acosta LLP

Current Districts

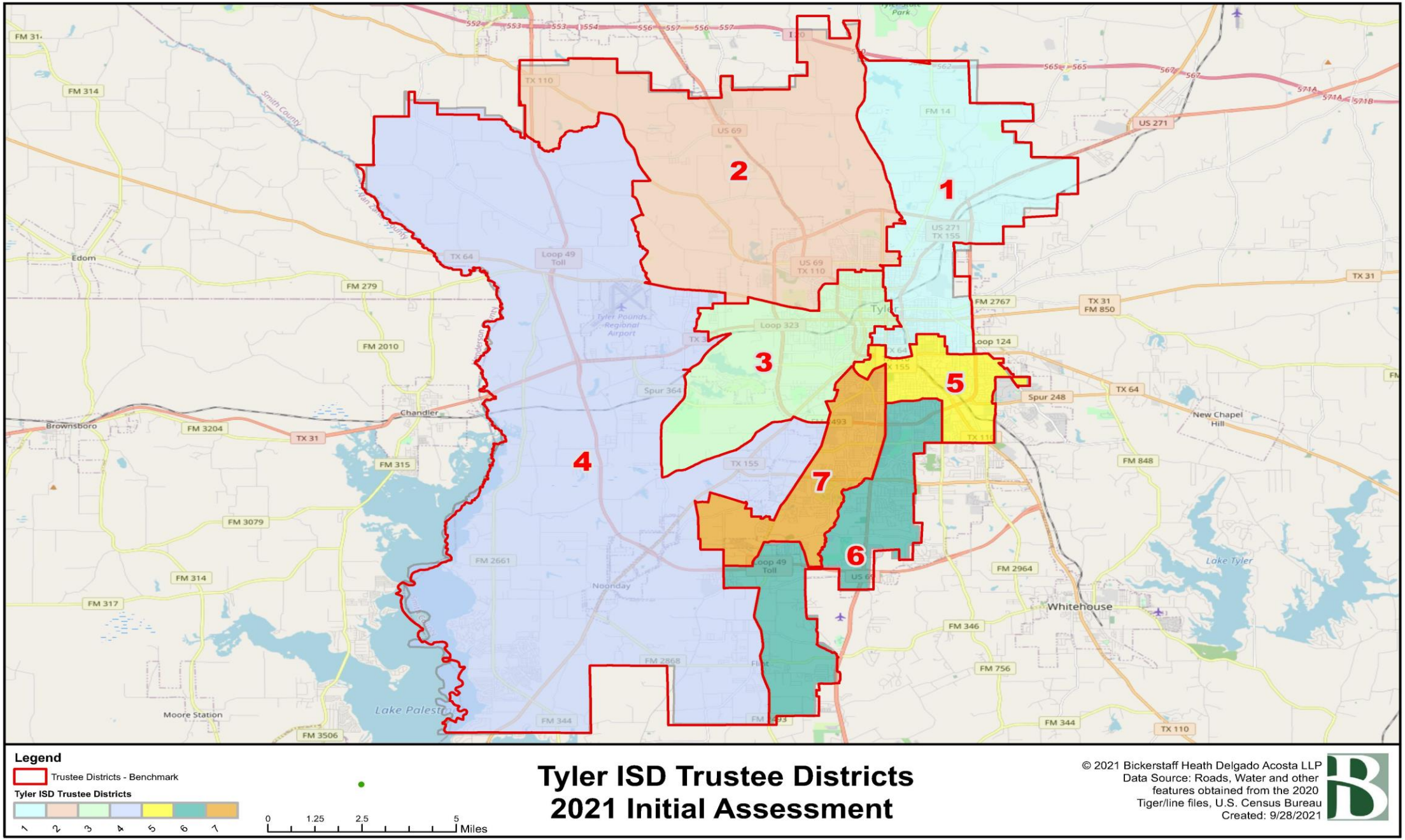

Tyler ISD
Overall Deviation For Current Trustee Districts
Using 2020 Census Data

Plan Name: Tyler ISD Trustee Districts - 2021 Initial Assessment

Bickerstaff Heath Delgado Acosta LLP

Demographics Report - Summary 2020 Census Total Population

Plan Last Edited on: 9/29/2021 4:26:54 PM

District	Persons	Ideal Size	Deviation	Hispanic % of Total Population	Non-Hispanic White % of Total Population	Non-Hispanic Black % of Total Population	Non-Hispanic Asian % of Total Population	Non-Hispanic Other % of Total Population
1	17,360	18,407	-5.69%	54.53%	25.74%	16.38%	0.51%	2.83%
2	17,417	18,407	-5.38%	43.03%	14.02%	40.14%	0.33%	2.49%
3	18,738	18,407	1.80%	34.74%	20.53%	41.29%	0.88%	2.56%
4	20,153	18,407	9.48%	15.50%	63.20%	15.10%	1.46%	4.71%
5	17,511	18,407	-4.87%	16.69%	58.60%	17.40%	2.46%	4.83%
6	18,720	18,407	1.70%	9.78%	71.76%	10.23%	3.54%	4.70%
7	18,951	18,407	2.95%	10.44%	70.44%	11.38%	3.70%	4.04%

Ideal Size: 18,407

Total Population: 128,850

Overall Deviation: 15.2%

Some percentages may be subject to rounding errors.

Tyler ISD
Overall Deviation For Current Trustee Districts
Using 2020 Census Data

Plan Name: Tyler ISD: Tyler ISD Trustee Districts - 2021 Initial Assessment

Bickerstaff Heath Delgado Acosta LLP

Demographics Report - Summary 2020 Census Voting Age Population

Plan Last Edited on: 9/29/2021 4:26:54 PM

District	Total VAP*		Hispanic % of Total VAP	Non-Hispanic Anglo % of Total VAP	Non-Hispanic Black % of Total VAP	Non-Hispanic Asian % of Total VAP	Non-Hispanic Other % of Total VAP
1	12,522		49.24%	30.51%	16.83%	0.53%	2.87%
2	12,388		37.00%	17.06%	42.97%	0.40%	2.58%
3	14,095		29.71%	24.46%	42.34%	1.01%	2.48%
4	15,408		12.61%	67.56%	14.46%	1.36%	4.01%
5	14,148		14.65%	62.31%	16.39%	2.45%	4.13%
6	14,457		8.40%	74.78%	9.46%	3.36%	4.03%
7	15,529		9.05%	73.46%	10.74%	3.41%	3.35%

* VAP - Voting Age Population

Some percentages may be subject to rounding errors.

Thematic Maps

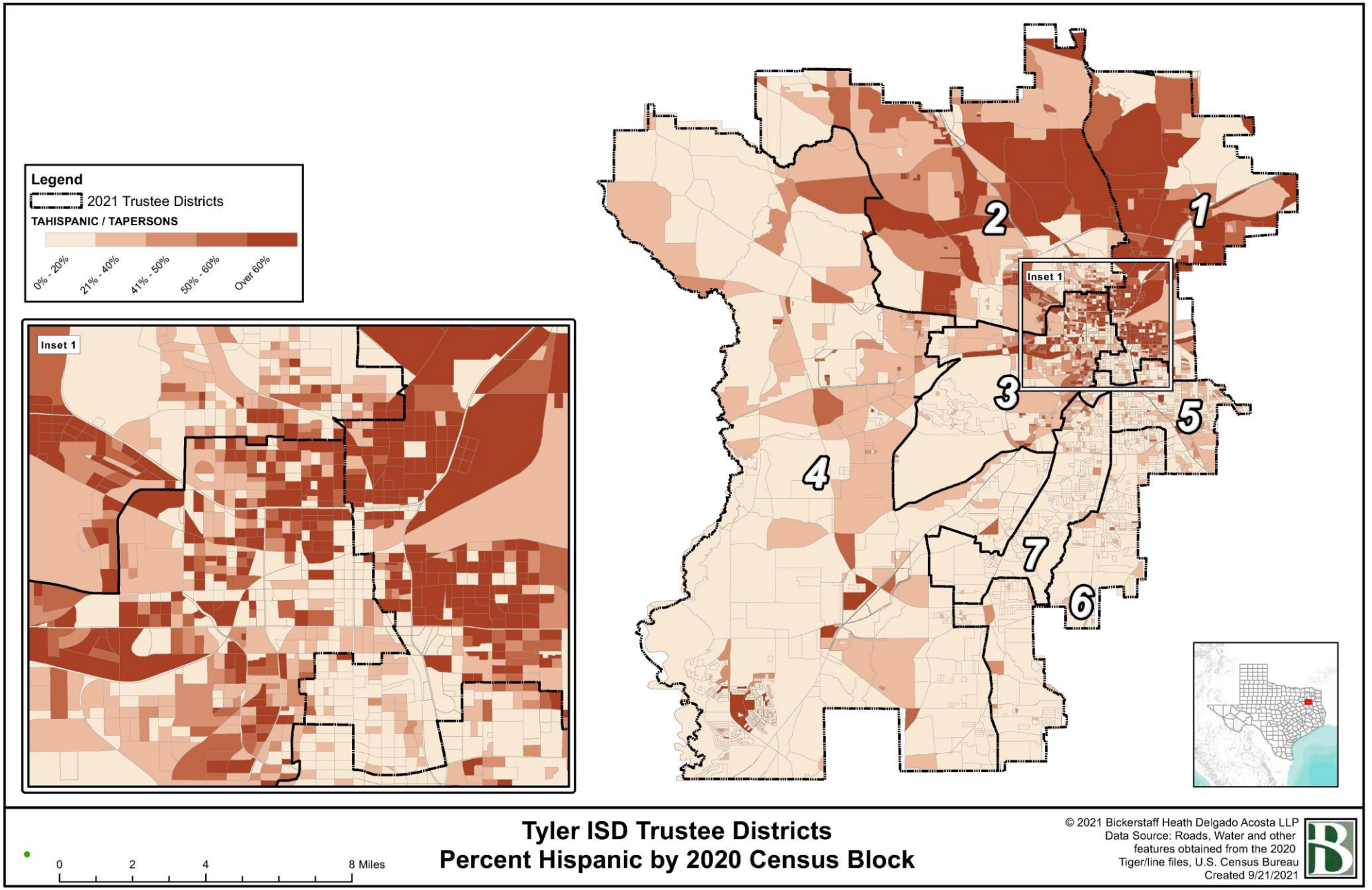

Thematic Maps

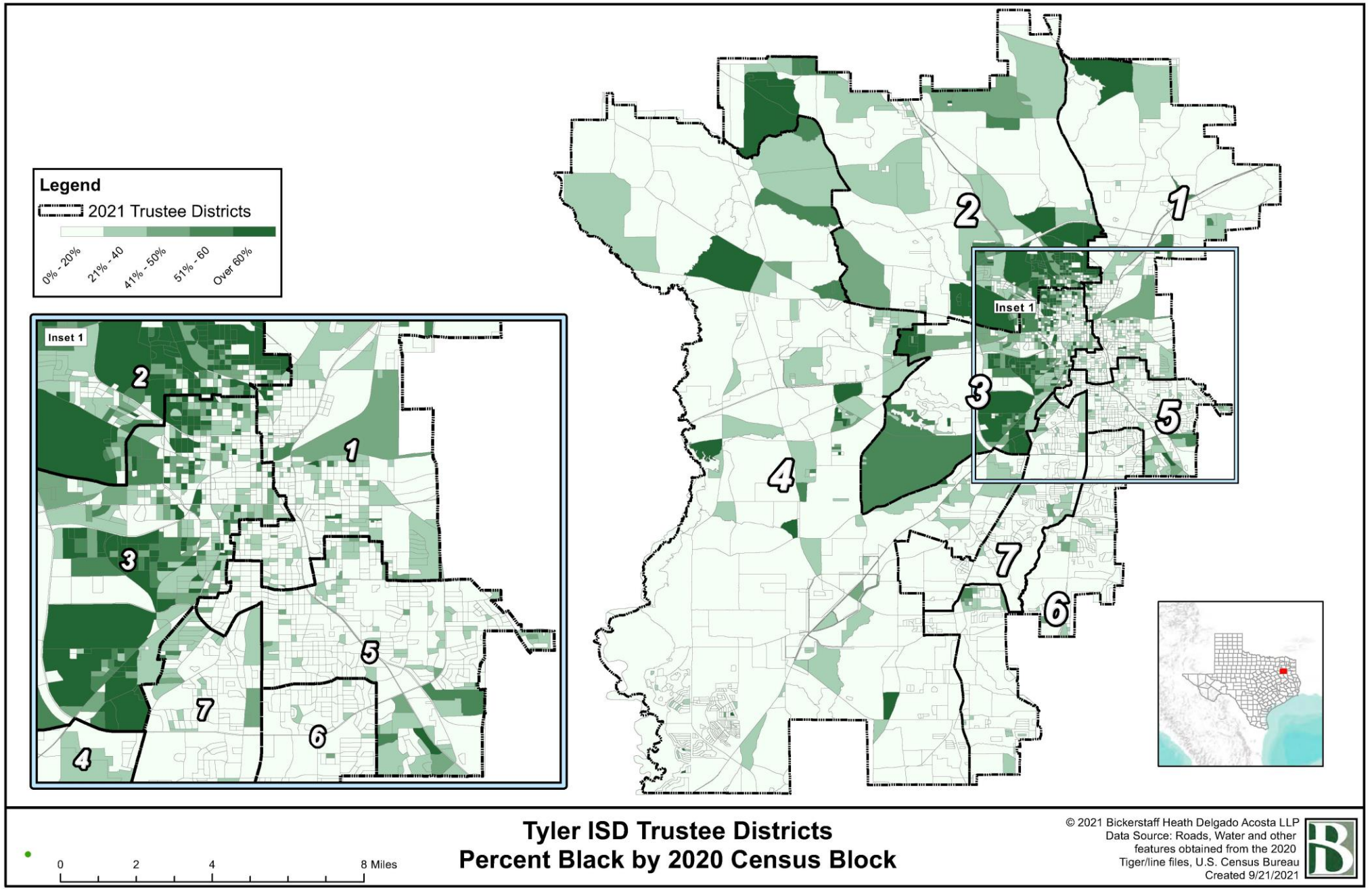

TYLER ISD
2021 Redistricting

Initial Assessment

BICKERSTAFF HEATH DELGADO ACOSTA LLP

3711 S. MoPac Expressway
Building One, Suite 300
Austin, Texas 78746
(512) 472-8021

www.bickerstaff.com

©2021
Bickerstaff
Heath Delgado Acosta LLP