



HEBER SPRINGS

EST • S C H O O L S • 1884

Annual Report to the Public
September 28, 2021

Mission - The mission of the Heber Springs School District is to help each student achieve his or her maximum potential to become a productive citizen. Parents and community work with the school to provide a safe, positive, and challenging atmosphere for learning.



Vision - The District's vision will incorporate the goals toward elements of teacher performance, daily instruction, and student performance to reach the mission of Heber Springs School District.

District Expenditures

Total Expenditures - \$15,674,351

Instructional Expenditures - \$8,408,221

Non-Instructional Expenditures - \$1,106,757

Administrative Expenditures - \$916,101

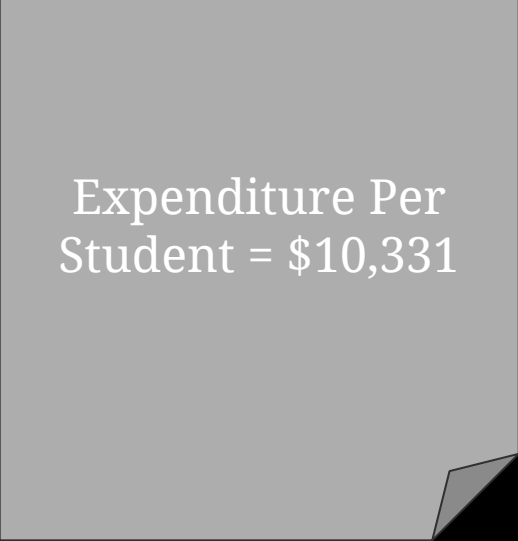
Maintenance & Transportation - \$1,686,963

Utilities - \$310,290

Extracurricular Expenditures - \$818,134

Capital Expenditures - \$85,845

Debt Service Expenditures - \$1,334,638



Expenditure Per
Student = \$10,331

Additional Required Information

Average Certified Salary	\$45,338
School Safety	2 Full Time SRO and 5 CSSOa
Students transferring under unsafe school provision/ Arkansas Opportunity Act	0
Discipline Policies distributed to Parents	Yes - through district handbook and website
Accreditation Report	Fully accredited by ADE
2020-2021 Average Attendance Rate	96.04%
Millage rate	32.8
Parental Involvement Plan	Complete for 2021-2022
Staff provided with appropriate discipline training	Yes - August 2021

Wellness Policy

The District has adopted wellness policy as provided by ASBA

<https://5il.co/l8n3>

STUDENT DEMOGRAPHICS

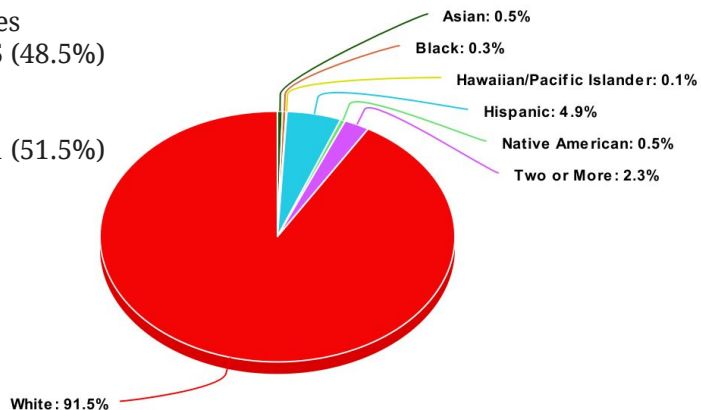
Student Demographics

of Females

- 745 (48.5%)

of Males

- 791 (51.5%)



Asian Black Hawaiian/Pacific Islander Hispanic Native American
Two or More White

meta-chart.com

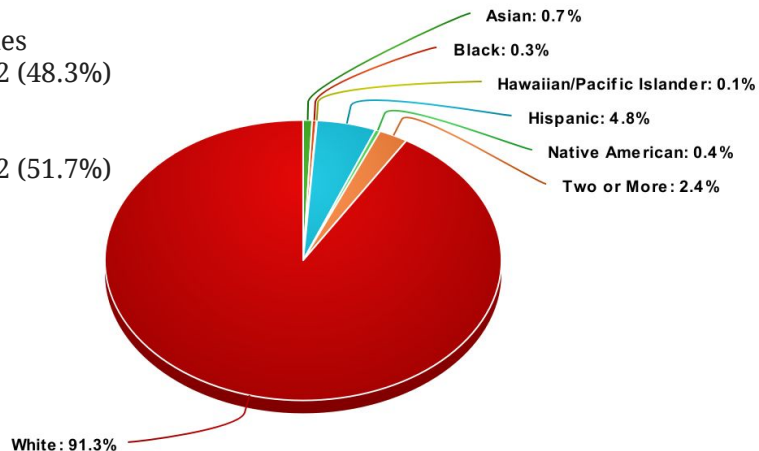
Student Demographics 2021

of Females

- 732 (48.3%)

of Males

- 782 (51.7%)



Asian Black Hawaiian/Pacific Islander Hispanic Native American
Two or More White

meta-chart.com

DISCIPLINARY INFRACTIONS

2019 - 2020

Drugs - 1
Alcohol - 0
Tobacco - 18
Truancy - 19
Student Assault - 4
Staff Assault - 5
Knife - 0
Handgun - 0
Rifle - 0
Shotgun - 0
Gangs - 0
Vandalism - 0
Insubordination - 75
Disorderly Conduct - 13
Explosives - 0
Bullying - 2
Fighting - 28

2020 - 2021

Drugs - 3
Alcohol - 1
Tobacco - 39
Truancy - 19
Student Assault - 0
Staff Assault - 0
Knife - 0
Handgun - 0
Rifle - 0
Shotgun - 0
Gangs - 0
Vandalism - 1
Insubordination - 12
Disorderly Conduct - 0
Explosives - 0
Bullying - 1
Fighting - 18

RETAINED STUDENTS

Kindergarten	3
First Grade	2
Second Grade	1
Fifth Grade	1
Sixth Grade	5
Seventh Grade	17
Eighth Grade	10

HSSD 2021-2022

Total Contracted & Hourly Staff: 206

Classified Staff: 88

Certified Staff: 118

Employees with a Bachelor's Degree: 39

Employees with a Master's Degree: 76

Employees with an Advanced Degree: 3

2 Teachers are National Board Certified

Teacher Performance

Average Teacher Performance Ratings:

Elementary: N/A

Middle: N/A

High: N/A

The Department of Education provided a waiver for
summative teacher evaluations.

Direct, Indirect & Related Services

2020-2021

300 students

19.5%

- Special Education
- 504
- Dyslexia
- Speech
- Occupational Therapy

2021-2022

295 students

19.4%

- Physical Therapy
- Audiology Services
- Personal Care
- Mental Health
- Screenings
 - Hearing and Vision
 - Scoliosis
 - BMI

LIMITED ENGLISH PROFICIENT

English Learners 🍏

17 Students 2021-2022

- 9 elementary
- 3 middle school
- 5 high school

via English Development (ELD) embedded, class period ELD, and sheltered instruction programs



GIFTED AND TALENTED


- K-12 Education
- K-2 Enrichment
 - Quirkles
 - Creativity Lessons
- 3rd-5th Pullouts
 - 150 minutes per week
 - Mini-Study
 - Space Research
 - Digital Play
- 6th-8th
 - Advanced Math
- 9th-12th
 - AP/Concurrent Classes
 - Speciality Classes

130 Students
8.46%

Other Events:

- ★ Quiz Bowl (Virtually)
*Jr High 1st at Regionals and 4th at State.
- ★ Veterans Day Program

*Many of our regular events (Chess tournament, out of town field trip, Tech. Day) were canceled because of PCC concerns.





COMMUNICATIONS

- Promoting School Achievements
- Nonprofit of the Year
- Social Media - more students
- COVID Dashboard
- Hot Spots for Virtual and Quarantine
- Grants
 - Trap Team
 - Food Service
- Teacher Appreciation Celebration
- Rebranding
- School Supplies

TECHNOLOGY

Upgrades Since Last Year:

- Middle School Teacher Macbooks
- 2nd Grade Smart MX275 Panels
- Middle School Trutouch 750RS Panel
- 75" Commercial Grade TV's
 - 2 Middle School
 - 5 High School
- Esports Lab - 8 computers
 - MSI core i5 16GB Ram
 - 25" gaming monitor with headsets
- Chromebooks
 - 140 High School
 - 150 Middle School
 - 120 Elementary



Help Desk Tickets:

- August 1, 2020 - July 31, 2021
 - 863 tickets
 - Up 241 tickets from previous year

Infrastructure Upgrades

- Completed July 2021
 - 2 GB provided by the state
- Point to Point Wireless to Connect PE Building
- Currently Replacing Battery Backups in all Switch Locations

FOOD SERVICES

Free and Reduced Lunch Rate: 47%

Average # of breakfasts served daily: 416

Average # of lunches served daily: 840

Total # of breakfasts served: 114,333

Total # of lunches served: 164,725




FOOD SERVICES



Programs Offered:

- SBP-breakfast
- NSLP-lunch
- CACFP-supper/snack
- Food Bank-boxes



Also Providing:

- CAPCA-Head Start
- Little Ones Daycare
- Panther Cubhouse

Maintenance

- 1114 Maintenance Work Orders 2020-2021
- Installed Preschool Playground
- Remodeled The Old Gym
- Replaced Several AC Units



SAFETY INSPECTIONS

2019-2020

District Safety Training-Yes

Inspection 1-Yes

Inspection 2-Yes

2020-2021

District Safety Training-Yes

Inspection 1-Yes

Inspection 2-Yes

TRANSPORTATION

2020 - 2021

- 39% of enrolled students were daily bus riders
 - 16 routes
 - 300 AM & 480 PM students daily
 - 101,000 route miles a year
- 22 Class 7 school buses
- 3 Specialized buses
- 2 School Vans
- 4 Trucks (Maintenance, FFA, 2 @ Bus Shop)



TRANSPORTATION


Over 16,000 miles on 135 Athletic Trips

528 miles Non-Athletic Trips

- Field Trips
- Extracurricular Activities
- Summer Classes
- ***down from 8000+ prior year**



HEBER SPRINGS PRESCHOOL/HIPPY



2020-2021

ABC/HIPPY - 63 Students

2021-2022



22 HIPPY

- 2 year olds - 9
- 3 year olds - 9
- 4 year olds - 4

57 PRESCHOOL

- 3 year olds - 27
- 4 year olds - 29
- 5 year olds - 1

HEBER SPRINGS PRESCHOOL/HIPPY

- Virtual Drive-Thru Parent Meeting
- Good Night Heber Springs HIPPY
- Training and “Construction” of a new Preschool
- National Accreditation
- New Preschool Playground



HEBER SPRINGS ELEMENTARY



2020 - 2021

714 students in grades K-5

- 586 Onsite Panthers
- 128 Remote Panthers

2021 - 2022

681 Students in grades K-5

- 669 Onsite
- 14 Virtual Students
- 3 Flex Students

ELEMENTARY SCHOOL - SPECIAL EVENTS

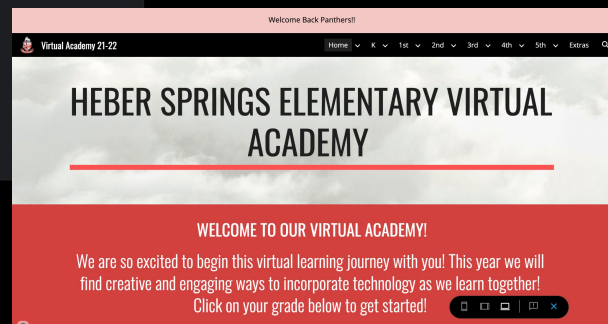
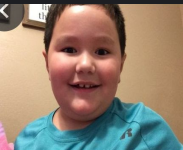
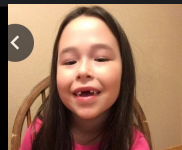

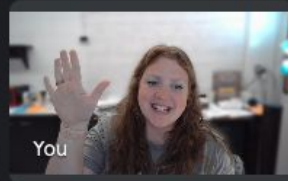

- HSES Reads - The One and Only Ivan
- SOAR Grant Recipient
- Arkansas Game & Fish Commission
- Leader in Me
- Painting Elementary



ELEMENTARY VIRTUAL ACADEMY

2021 - 2022

17 students



DYSLEXIA

37 Students receive dyslexia intervention
48 Students identified with characteristics



Phonics First

- Orton-Gillingham Based
- Multi-Sensory
- All K-5 teachers trained
- District SpEd teachers trained
- 6 Reading Interventionists - Elementary
- 2 Reading Interventionists - Middle
- 1 Reading Interventionists - High



HEBER SPRINGS MIDDLE SCHOOL



2020 - 2021

378 students in grades 6-8

- 299 Onsite
- 79 Remote

2021 - 2022

391 Students in Grades 6-8

- 380 Onsite
- 11 Remote

MIDDLE SCHOOL - SPECIAL EVENTS

- Color Run
- Field Day
- Mentor Days
- Living History Night
- STEAM Night



Alternative Learning Environment

2021-2022

Elementary School

- 10 students
- Most often, we are working with students who exhibit the most challenging behaviors in traditional classrooms.
- An alternative education helps struggling students and allows traditional classroom teachers to focus on academics.

Middle School

- 5 students
- Most often, we are working with students who need credit recovery and have challenging behaviors.
- Often, we are able to catch students up, so they are with their original grade level when they exit the program and/or enter high school.

High School

- 2.5 students (One student returns to traditional classes for ½ day.)
- Most often (this year and last year), we are working with students who need credit recovery. In years past, we have had students with challenging behaviors as well.
- ALE provides unique and individualized pathways for students who cannot graduate traditionally.

HEBER SPRINGS HIGH SCHOOL



2020 - 2021

452 students in grades 9-12

- 298 Onsite Panthers
- 154 Remote/Flex Panthers

2021 - 2022

454 students in grades 9-12

- 423 onsite Panthers
- 36 Remote/Flex Panthers

HIGH SCHOOL - SPECIAL EVENTS

- Be Pro Be Proud
- 3D Crosswalk
- International Thespian Society
- 36 CTE Completers/Certificates
- 138 Concurrent Students



HSHS AP PROGRAMS

4 AP Courses offered

Heber Springs 2021 AP Mean Scores Data as of 7/21/21

Subject	HSHS	AR	Global
Biology	2.17	2.25	2.83
Calculus AB	3.00	2.33	2.81
Lang & Comp	2.84	2.32	2.86
US History	3.67	1.91	2.53

HSHS CLASS OF 2021

92 Graduating Seniors

3 Graduating Early

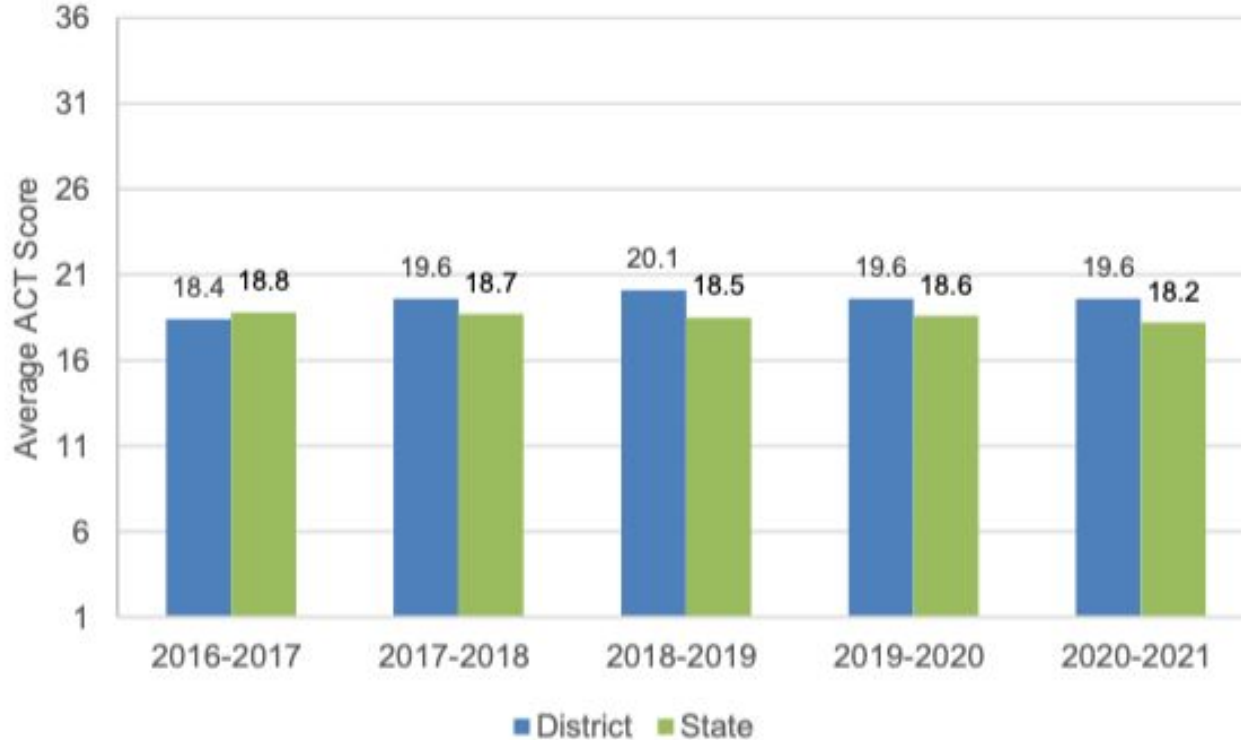
32 Honor Graduates

19 AP Students



ACT SCORES

Figure 1.1. Average Composite Scores: 5 Years of Testing*



AREA CAREER CENTERS

Welding - ASU Beebe Heber Springs
10 students

Medical Professions - ASU Beebe Heber Springs
8 students

Building Trades - Conway Career Center at Quitman
2 students



NEW AT HEBER SPRINGS HIGH SCHOOL

- PTSA
- Career Coach
- College/Career Day
- Esports
- Swimming
- Bowling
- Fishing
- Trap Shooting Team



HEBER SPRINGS SCHOOLS SCHOOL BOARD MEMBERS

2020-2021 and 2021-2022

Dr. Ryan Buffalo

Bryce Farmer

Jason Jones

Kevin Thomas

Zeke Wilson

Our School Board is fully trained.